

## WRIGHT COUNTY

### *Economic Contributions of Agriculture, Forestry & Related Industries:*

**Sales: \$249.3 million**

**Jobs: 1,538**

**Value-Added: \$73.4 million**

**Labor Income: \$36.1 million**

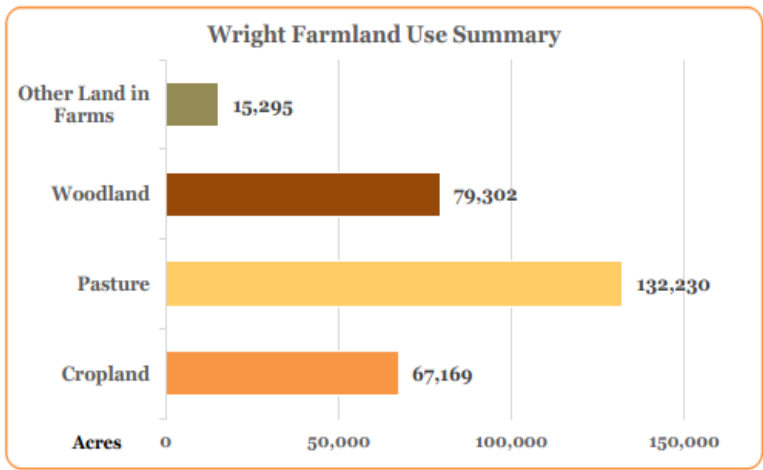
**Inputs: \$175.9 million**

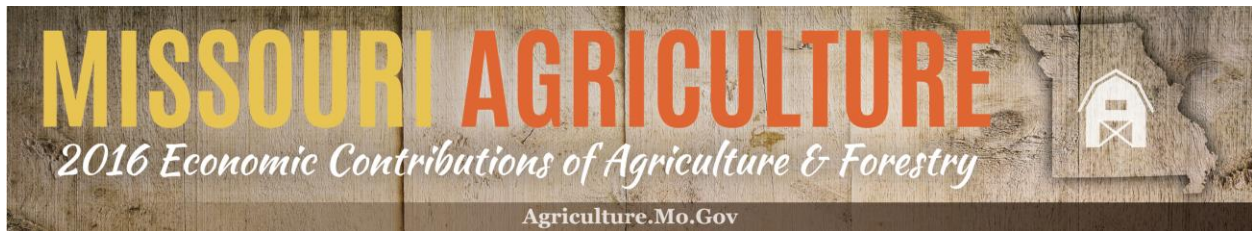
**Taxes: \$14.5 million**

**Sales:** The broadest measure of economic activity - often referred to as “output”; **Employment (Jobs):** A measure of job positions without regard to whether they are full-time equivalents; **Value-Added:** Sales (output) minus the cost of inputs; **Taxes:** Includes taxes paid at the federal, state and local levels.

Economic Contributions						
	Inputs (\$M)	+	Value-Added (\$M)	=	Sales (\$M)	Employment
Ag Inputs & Services	\$2.4		\$1.0		\$3.4	39
Crops, Livestock, Forestry, & Fisheries Production	\$38.3		\$46.8		\$85.0	1,126
Food & Kindred Products Manufacturing	\$123.9		\$22.7		\$146.6	297
Forestry Products Manufacturing	\$11.3		\$2.9		\$14.2	76
<b>Total</b>	<b>\$175.9</b>		<b>\$73.4</b>		<b>\$249.3</b>	<b>1,538</b>

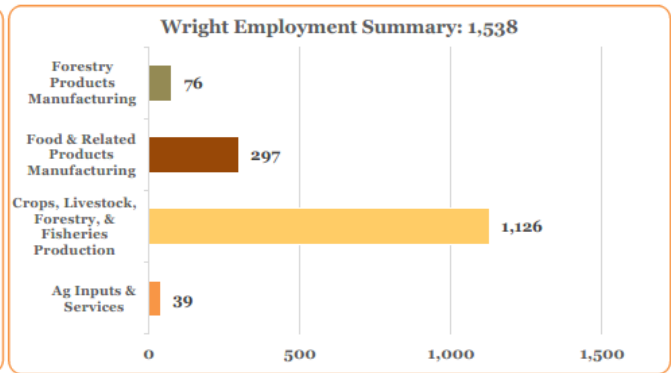
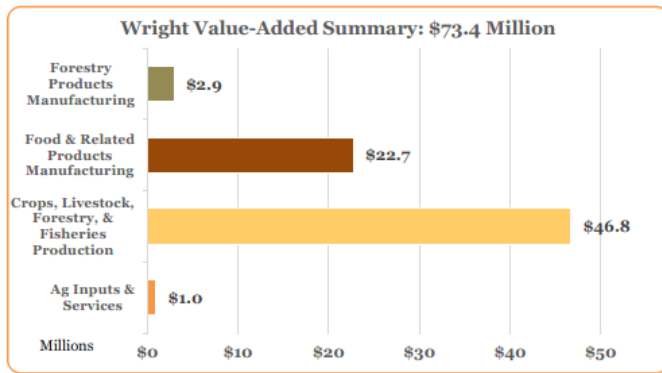
Number of Farms: 1,246 farms  
 Average Size of Farm: 236 acres  
 Total Land Area: 436,333 acres  
 Total Land in Farms: 293,996 acres  
 Population (2015): 18,268





## WRIGHT COUNTY

Overall Top Three Contributors (Ranked by Value-Added)						
	Inputs (\$M)	+	Value-Added (\$M)	=	Sales (\$M)	Employment
Beef cattle ranching and farming	\$24.2		\$24.6		\$48.8	770
Other animal food manufacturing	\$113.8		\$19.2		\$133.0	260
Dairy cattle and milk production	\$11.1		\$14.2		\$25.3	99



Crops, Livestock, Forestry & Fishery Production - Top Three Contributors (Ranked by Value-Added)						
	Inputs (\$M)	+	Value-Added (\$M)	=	Sales (\$M)	Employment
Beef cattle ranching and farming	\$24.2		\$24.6		\$48.8	770
Dairy cattle and milk production	\$11.1		\$14.2		\$25.3	99
All other crop farming	\$1.4		\$3.2		\$4.6	164

Note: Totals in tables may not sum due to rounding.

### Overall Contributions to Wright County

Agricultural, forestry, and related industries support 1,538 jobs in Wright County. Additionally, these industries contribute \$249.3 million in sales, which translates to \$73.4 million in added value to the area after \$175.9 million worth of inputs are purchased. Of this \$73.4 million, \$36.1 million is comprised of labor income. Tax revenues generated by the agricultural, forestry, and related industries in Wright County are \$14.5 million.