

Weekly Market Summary

Published by:
Missouri Department of Agriculture
Ag Business Development Division
Market News Program



Chris Chinn, Director
 Jill Wood, Division Director
 Tony Hancock, Editor
<http://www.ams.usda.gov/marketnews.htm>
<http://www.ams.usda.gov/marketnews.htm>

Michael L. Parson, Governor

Volume XLII, Number 27 ♦ P.O. Box 630, Jefferson City, MO 65102 ♦ (573) 751-4211 ♦ Monday, July 11, 2022

MISSOURI WEEKLY FEEDER CATTLE WEIGHTED AVERAGE REPORT

Receipts: 10,886 Week ago: 33,944 Year ago: 19,276

Steers and Heifers Medium and Large 1—Weighted average weights and prices

STEERS: Medium and Large 1

433 lbs. 219.97 623 lbs. 198.56 831 lbs. 167.87
 483 lbs. 211.50 678 lbs. 188.48 880 lbs. 167.35
 524 lbs. 209.34 736 lbs. 176.74 921 lbs. 165.23
 582 lbs. 202.99 773 lbs. 167.97

HEIFERS: Medium and Large 1

334 lbs. 187.58 529 lbs. 182.39 733 lbs. 161.17
 372 lbs. 191.55 571 lbs. 184.99 770 lbs. 152.63
 430 lbs. 185.06 623 lbs. 178.60 812 lbs. 144.92
 483 lbs. 183.33 675 lbs. 168.93

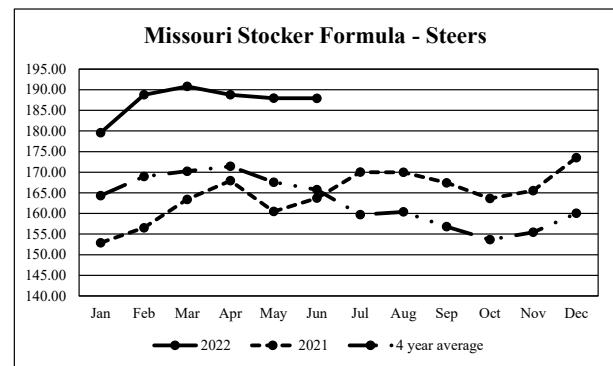
Missouri Steer (Heifer) Stocker Formula for 07/11/2022

Monday's Missouri Stocker Formula consists of **1708 (2335)** head with a weighted average weight of **555.24 (560.94)** lbs. and a price value of **194.74 (174.23)**, 3.06 higher (8.08 higher) than last Monday.

This a rolling seven day calculated weighted value which combines all Feeder Steers reported by MDA/USDA Market News Service weighing from 400-649 lbs. in the Medium and Large 1 and Medium and Large 1-2 frame and muscle classifications, including all comment cattle except Brahman X. Heifer values are in parentheses.

Missouri Weekly Cattle Auction Summary 07/11/22

Compared to last week feeders sold mostly 5.00 to 10.00 higher, fueled by several load lots and big drafts of yearlings. The supply was light as only about a half dozen sales took place during the shorten holiday week. Ozark Regional Stockyards and Green City Livestock Market made up the majority of the offering this week. On Tuesday, a single consignment of 315 head of 920 lb. steers sold at Ozark Regional Stockyards in far south central MO for 164.25. Wednesday was the annual customer appreciation BBQ sale at Green City Livestock Market. Load after load of reputation longtime yearlings with plenty of paperwork and condition for days made for quite a highlight reel. A load of 827 lb. steers there sold for 180.50 and four loads of heifers with about a 620 lb. average weight sold for 185.50. Thursday rains fell over much of the northern third of the state giving crops and pastures a much needed drink. The southern third continues to suffer as only a few isolated rains fell. Several counties moved in to the D2 drought status now. Barns in those areas are seeing larger than normal cow runs as several producers are having to cull due to lack of pasture. Currently, the culling is making for much larger runs than typically seen this time of year but at least at this point is nothing like the miles and miles of trailers seen last week which got a lot of media coverage at one barn in TX where drought is much more severe. The only positive being the cow market so far is holding at very good price levels. Boxed beef cut-outs gained some ground last week. Choice closed on Friday at 267.89, up 4.07 and select closed at 241.85, up 1.38 from the previous week. Feedlot sales were a bit disappointing both because of volume and a bit lower prices. Negotiated sales totaled just under 68k head as of the Friday afternoon report. Live sales in the south were mostly 137.00, a few up to 140.00. In the north live sales were reported from 144.00-150.00, dressed sales at 232.00. The Missouri Stocker Formula consist of 1708 head with a weighted average weight of 555.24 lbs. and a price value of 194.74, 3.06 higher than last week. The steer/heifer spread is 20.51.

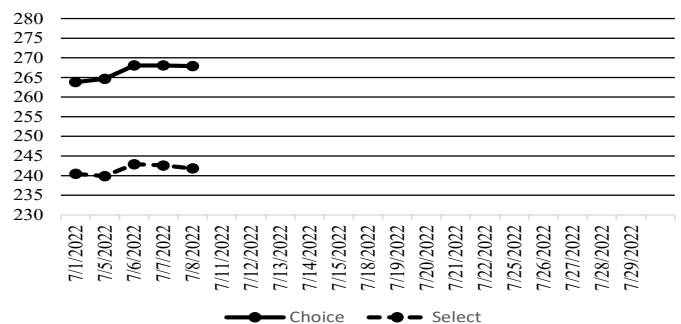


*Graph is updated the first Monday of each month.

NATIONAL BOXED BEEF CUTOUT/BOXED BEEF CUTS

DATE	CHOICE	SELECT	TOTAL LOADS
07/01	263.82	240.47	101
07/05	264.66	239.87	109
07/06	268.05	242.93	121
07/07	268.07	242.58	125
07/08	267.89	241.85	91
5 Day Simple Average	266.50	241.54	

Boxed Beef Cuts July 2022



WEEKLY LIVESTOCK SLAUGHTER 07/09/22

	CATTLE	HOGS	SHEEP
Week to Date:	593,000	1,983,000	25,000
Last Week:	636,000	2,281,000	32,000
Last Year:	581,000	1,916,000	33,000

The Weekly Market Summary, as well as historical summaries, are available on our website <https://agmarketnews.mo.gov/summaries>
 Market News Hotline: 1-573-522-9244

SOUTHWEST MISSOURI WEEKLY SUMMARY

(Joplin and Springfield)

Receipts: 1293 Week Ago: 13,088 Year ago: 6614

Compared to last week, too few steers and heifers for a market comparison. Slaughter cows 3.00 to 5.00 higher. Slaughter bulls steady.

FEEDER STEERS:
Medium and Large 1

400-500 lbs. 190.00-194.00
550-600 lbs. 186.00-188.00
600-700 lbs. 169.00-189.50
700-800 lbs. 158.00-167.00
Pkg 863 lbs. 151.50

FEEDER HEIFERS:
Medium and Large 1

450-500 lbs. 160.50-165.00
500-600 lbs. 151.00-162.00
600-700 lbs. 146.00-151.00
700-750 lbs. 144.00-145.50

FEEDER HOLSTEIN STEERS
Large 3

Scarce Scarce

SLAUGHTER COWS: Breaking and Boning (70-85% lean) 80.00-93.50, high dressing 89.00-102.00; few low dressing 74.00-77.00. Lean (85-90%) 67.00-81.00

SLAUGHTER BULLS: Yield Grade 1-2 1285-2340 lbs. 109.00-120.00; high dressing 119.00-132.00; low dressing 77.50-101.00

BRED COWS: Medium and Large 1-2 2-8 yrs 1040-1480 lbs 2nd to 3rd stage 1200.00-1450.00 per head.

COW & CALF PAIRS: Medium 2 2-8 yrs 710-790 lbs with 150-300 lb calves 885.00-1135.00 per pair

BRED HEIFERS: Medium and Large 1-2 805-1070 lbs 1st to 3rd stage 1175.00 per head

SOUTH CENTRAL MISSOURI WEEKLY SUMMARY

(West Plains, Ava)

Receipts: 6103 Week ago: 9139 Year Ago: 3987

Compared to last week, steers and heifers steady to 5.00 higher, except some heifers under 600 lbs steady to 2.00 lower. Slaughter cows and bulls 1.00 to 4.00 higher.

FEEDER STEERS:
Medium and Large 1

450-500 lbs. 194.00-213.00
500-600 lbs. 187.00-211.00
600-700 lbs. 172.00-196.00
700-800 lbs. 162.00-178.35
800-900 lbs. 153.50-167.75
315 hd 920 lbs. 164.25

FEEDER HEIFERS:
Medium and Large 1

300-400 lbs. 160.00-181.00
400-500 lbs. 156.00-166.00
500-600 lbs. 151.00-167.00
600-700 lbs. 150.00-161.50
700-800 lbs. 147.00-152.50
800-850 lbs. 143.00-147.00

FEEDER HOLSTEIN STEERS
Large 3

Scarce Scarce

SLAUGHTER COWS: Breaking and Boning (70-85% lean) 79.00-91.00, high dressing 91.00-108.00; low dressing 70.00-81.00. Lean (85-90%) 68.00-81.00

SLAUGHTER BULLS: Yield Grade 1-2 1130-2200 lbs. 104.00-117.00; high dressing 115.00-129.00; low dressing 84.00-104.00

BRED COWS: Medium and Large 1-2 2-8 yrs 1035-1310 lbs 2nd to 3rd stage 900.00-1275.00 per head

COW & CALF PAIRS: Medium and Large 1-2 2-8 yrs 1050-1600 lbs with 150 lb to over 300 lb calves 1100.00-1590.00 per pair

WEST CENTRAL MISSOURI WEEKLY SUMMARY

(Kingsville, Windsor, Butler)

Receipts: 973 Week ago: 4804 Year ago: 2583

Compared to two weeks ago, bulk of steers firm to 7.00 higher, spots 10.00 to 15.00 higher on 500-550 lbs; heifers steady, spots higher undertone on some fancy calves. Slaughter cows steady.

FEEDER STEERS:
Medium and Large 1

500-600 lbs. 189.00-220.00
600-700 lbs. 174.00-198.75
Pkg 713 lbs. 170.00

FEEDER HEIFERS:
Medium and Large 1

11 hd 477 lbs. 185.00
500-600 lbs. 165.00-187.00
54 hd 618 lbs. 175.50

SLAUGHTER BULLS: Yield Grade 1-2 1185-2010 lbs. 112.00-126.00; high dressing few 132.00-138.00; low dressing few 94.50-105.00

SLAUGHTER COWS: Breaking and Boning (70-85% lean) 84.50-92.50, high dressing couple 95.00-96.50. Lean (85-90%) couple 79.00-83.50

BRED COWS: Scarce

COW & CALF PAIRS: Scarce

NORTHEAST MISSOURI WEEKLY SUMMARY

(Bowling Green, Kingdom City, Palmyra)

Receipts: 1546 Week ago: 2572 Year ago: 1329

Compared to last week, very limited sales with steer calves under 700 lbs steady to firm, over 700 lbs 5.00 to 7.00 higher. Heifers steady to firm, spots 5.00 higher. Slaughter cows steady.

FEEDER STEERS:
Medium and Large 1

400-500 lbs. 207.00-220.00
500-600 lbs. 195.00-215.50
600-700 lbs. 185.50-198.00
700-800 lbs. 179.00-188.50
800-900 lbs. 170.00-174.85

FEEDER HEIFERS:
Medium and Large 1

350-400 lbs. 200.00-205.00
400-500 lbs. 183.00-196.00
500-600 lbs. 175.00-190.00
600-700 lbs. 167.00-173.50
700-750 lbs. 169.50-170.00

SLAUGHTER BULLS: Yield Grade 1-2 1300-2225 lbs. 105.00-115.00; high dressing 120.00-145.50

SLAUGHTER COWS: Breaking and Boning, (70-85% lean) 84.50-94.50; high dressing 94.50-103.50; low dressing 81.00-86.00. Lean (85-90%) 77.00-86.00

SLAUGHTER STEERS: Choice and Prime 2-3 154.00-155.00. Choice 2-3 148.00-150.00.

BRED COWS: Scarce

SLAUGHTER HEIFERS: Choice and Prime 2-3 155.50-157.50. Choice 2-3 147.50-150.00. Select and Choice 1-3 142.00-145.00

COW & CALF PAIRS: Scarce

NORTH CENTRAL MISSOURI WEEKLY SUMMARY

(Macon, Unionville, Green City, New Cambria)

Receipts: 3381 Week ago: 4674 Year ago: 4771

Compared to two weeks ago, steers under 600 lbs steady, heavier weight steers and all weights of heifers 5.00 to 10.00 higher, spots sharply higher. Slaughter cows steady.

*Sale barns on a summer schedule; may not have a sale each week.

FEEDER STEERS:
Medium and Large 1

400-500 lbs. 212.50-237.00
500-600 lbs. 204.50-210.00
600-700 lbs. 178.50-214.00
700-800 lbs. 176.00-194.00
800-900 lbs. 175.00-180.50
60 hd 925 lbs. 170.35

FEEDER HEIFERS:
Medium and Large 1

400-500 lbs. 182.50-193.50
500-600 lbs. 180.75-200.00
600-700 lbs. 172.50-185.50
700-800 lbs. 159.75-164.00

SLAUGHTER BULLS: Yield Grade 1-2 couple 1490-1500 lbs 98.50-99.00

SLAUGHTER COWS: Breaking and Boning, (70-85% lean) 81.00-87.50. Lean (85-90%) 74.00-81.50

BRED COWS: Scarce

COW & CALF PAIRS: Scarce

SOUTHEAST MISSOURI WEEKLY SUMMARY

(Jackson and Farmington) (W/E 06/01/22)

Receipts: 1173 Week ago: 1147 Year ago: 403

Compared to last week, steers and heifers uneven from 6.00 lower to 5.00 higher. Slaughter cows and bull steady.

FEEDER STEERS:

Medium and Large 1

300-400 lbs.	177.50-200.00
400-500 lbs.	170.00-201.00
500-600 lbs.	170.00-194.00
600-700 lbs.	153.00-175.00
700-750 lbs.	151.00-155.00

FEEDER HEIFERS:

Medium and Large 1

300-400 lbs.	149.00-177.00
400-500 lbs.	143.00-175.00
500-600 lbs.	138.00-174.00
600-700 lbs.	135.00-158.00
700-800 lbs.	135.00-139.00

SLAUGHTER BULLS: Yield Grade 1-2 1040-2175 lbs. 88.00-107.50, high dressing 112.00-129.00

SLAUGHTER COWS: Breaking and Boning (75-85% lean) 68.00-86.00; high dressing 83.00-94.00. Lean (85-90% lean) 61.00-74.00

BRED COWS: Medium and Large 2 2-8 yrs 939-1285 lbs 2nd to 3rd stage 640.00-1130.00 per head

COW & CALF PAIRS: Medium and Large 2 2 pair 2-8 yrs 1200 lbs rebred 1st stage 1300.00 per pair

EAST CENTRAL MISSOURI WEEKLY SUMMARY

(Cuba, Vienna) (W/E 06/01/22)

Receipts: 3090 Week ago: 1821 Year ago: 1500

Compared to last week, steers steady to 8.00 higher. Heifers uneven from 6.00 lower to 5.00 higher. Slaughter cows steady.

FEEDER STEERS:

Medium and Large 1

400-500 lbs.	190.00-205.00
500-600 lbs.	174.00-212.00
600-700 lbs.	170.00-199.00
700-800 lbs.	170.00-175.75
800-900 lbs.	152.50-160.00

FEEDER HEIFERS:

Medium and Large 1

400-500 lbs.	168.00-180.50
500-600 lbs.	155.00-181.00
600-700 lbs.	152.00-163.25
700-800 lbs.	143.00-146.00

SLAUGHTER BULLS: Yield Grade 1-2 1345-2160 lbs 103.00-117.50; couple high dressing 129.00-135.00; couple low dressing 100.00-103.00

SLAUGHTER COWS: Breaking and Boning, (70-85% lean) 82.50-91.00; high dressing 91.00-96.50; low dressing 76.00-80.50. Lean (85-90%) 74.00-82.50

BRED COWS: Medium and Large 1-2 2-8 yrs 920-1330 lbs 2nd to 3rd stage 1000.00-1250.00 per head

COW & CALF PAIRS: Medium and Large 1-2 2-8 yrs 880-1100 lbs with 150-300 lb calves 1210.00-1550.00 per pair

NORTHWEST MISSOURI WEEKLY SUMMARY

(Tina) (W/E 06/24/22)

Receipts: 1104 Two weeks ago: 2656

Compared to two weeks ago, steers and heifers mostly 3.00 to 6.00 lower, with 600 lbs sharply lower. Slaughter cows steady.

FEEDER STEERS:

Medium and Large 1

400-500 lbs.	200.00-230.00
500-600 lbs.	180.00-212.00
600-700 lbs.	150.00-169.50
700-750 lbs.	150.00-169.00
9 hd 813 lbs.	158.00

FEEDER HEIFERS:

Medium and Large 1

400-500 lbs.	174.00-196.00
500-600 lbs.	153.00-173.00
600-700 lbs.	148.00-161.00
700-800 lbs.	140.00-145.00
800-900 lbs.	131.00-145.00

SLAUGHTER BULLS: Yield Grade 1-2 1057-1860 lbs few 109.00-110.00; high dressing ind 118.50; low dressing 83.00-100.00

SLAUGHTER COWS: Breaking and Boning, (70-85% lean) 75.00-89.00; high dressing 85.50-93.00; low dressing 73.00-76.00. Lean (85-90%) 68.50-77.50

BRED COWS: Scarce

COW & CALF PAIRS: Scarce

AFTERNOON NATIONAL SLAUGHTER CATTLE REVIEW 07/08/22

Thus far for Friday in the Southern Plains, Nebraska and Western Cornbelt negotiated cash trading has been mostly inactive with light demand. Not enough purchases in any region for a full market trend. Wednesday was the last reported market in the Southern Plains with live purchases at 137.00. Wednesday was the last reported market in Nebraska with live and dressed purchases from 144.00- 149.00 and at 232.00, respectively. In the Western Cornbelt Wednesday was the last reported live purchase market from 147.00-150.00. Last week dressed purchases traded at 234.00.

Negotiated Cash Sales:					
Confirmed:	3596	Week Ago:	922	Year Ago:	4763
Week to date:	67,530	Week Ago:	69,262	Year Ago:	80,729

Live Basis	Steers	Heifers
Over 80% Choice	137.00-150.00, avg 144.13	137.00
65-80% Choice	137.00	137.00
35-65% Choice	-	-
0-35% Choice	-	-
Total All Grades	137.00-150.00, avg 142.47	137.00
Dressed Basis		
Over 80% Choice	230.00-232.00, avg 230.75	232.00
65-80% Choice	-	-
35-65% Choice	-	-
0-35% Choice	-	-
Total All Grades	230.00-232.00, avg 230.75	232.00

WEEKLY COMMODITY FUTURES TRENDS

Compared to last week, Live Cattle 0.48 to 1.02 lower, Lean Hogs 0.92 to 6.20 higher, Feeder Cattle 2.17 to 2.93 lower.

Daily Futures Closes

	Mon.	Tues.	Wed.	Thu.	Fri.
Cattle					
Aug	Holiday	132.92	134.50	134.55	133.95
Oct		138.47	139.95	139.85	138.95
Dec		144.05	145.35	145.47	145.07
Feb		148.85	150.00	150.17	149.97
Apr		152.25	153.32	153.40	153.42
Lean Hogs					
Jul	Holiday	112.15	113.15	113.25	112.85
Aug		105.95	109.20	109.50	109.17
Oct		89.40	92.22	93.97	94.00
Dec		82.80	84.12	85.27	85.75
Feb		86.35	86.62	87.70	88.47
Fdr Cat					
Aug	Holiday	172.70	173.30	172.47	171.72
Sep		176.10	177.07	176.05	174.72
Oct		178.97	180.37	179.32	177.75
Nov		181.10	182.57	181.67	180.27
Jan		181.40	182.77	181.85	180.75
Milk					
Jul	Holiday	22.10	22.39	22.64	22.79
Aug		21.68	21.44	21.84	21.75
Sep		21.95	21.54	22.20	22.29

WEEKLY COMMODITY GRAIN FUTURES TRENDS

Compared to last week, Soybeans 0.01 to 0.04 higher, except Sep 0.02 lower, Wheat 0.40 to 0.48 higher, Corn 0.14 to 0.24 higher, KC Wheat 0.30 to 0.39 higher, Soybean Meal 9.20 to 18.70 higher.

Daily Grain Futures Closes

	Mon.	Tues.	Wed.	Thu.	Fri.
Soybeans					
Jul	Holiday	1575 1/4	1580 1/4	1591 1/4	1630 1/4
Aug		1439 1/4	1446 1/2	1485 1/4	1513 1/4
Sep		1337	1341	1383	1414 1/4
Nov		1316	1322 3/4	1365 1/2	1396 1/2
Jan		1322	1327 1/4	1370 1/4	1401 1/4
Wheat					
Jul	Holiday	793 3/4	792 1/4	824 1/2	879 1/4
Sep		807	804 1/2	836 1/2	891 1/2
Dec		824	821 1/2	851 3/4	906 1/2
Mar		839 1/4	837	865 1/4	919 1/4
May		847 3/4	843 1/2	871	923 1/2
Corn					
Jul	Holiday	736	744 1/4	747	778 1/4
Sep		592 1/4	599 3/4	609	633 1/4
Dec		578 1/2	585	596 1/4	623 1/2
Mar		585	591 1/4	602	628 3/4
May		589 1/4	595	605 1/2	631 3/4
KC Wheat					
Jul	Holiday	860 1/4	849 1/4	891	950 3/4
Sep		862	851 1/2	889 1/4	945 3/4
Dec		870 1/2	860	897 1/2	953 1/2
Mar		876 3/4	865 1/2	902	957 1/2
May		878 1/2	867	902 1/2	957 1/2
SB Meal					
Jul	Holiday	452.80	462.60	470.00	478.40
Aug		410.40	415.60	423.50	431.30
Sep		389.30	391.20	401.00	412.30
Oct		377.10	379.30	391.30	402.80
Dec		377.60	379.50	391.80	403.70

MISSOURI GRAIN WEEKLY TRENDS

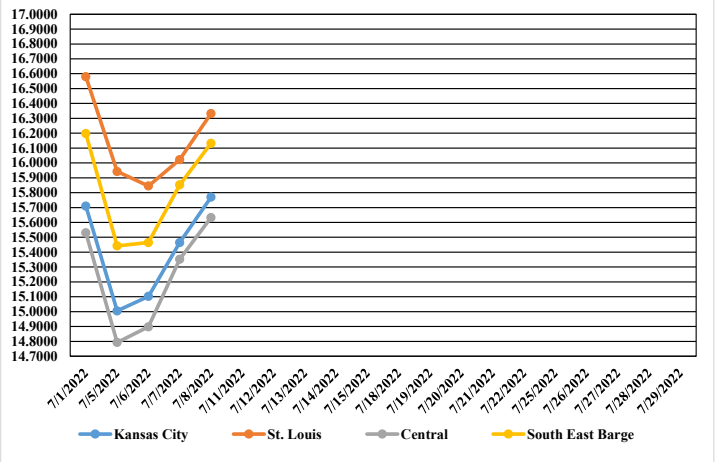
Compared to last week, 0.25 lower to 0.06 higher, Wheat 0.45 to 0.64 higher, Corn 0.15 to 0.28 higher, Sorghum 0.13 higher.

Area	#1 Soybeans	#2 Soft Wheat	#2 Corn	#2 Grain Sorghum
Kansas City				
Friday**	15.60-15.75	8.31	7.35-7.60	5.98
Monday	Holiday			
Tuesday	14.89-15.04	7.92	7.07-7.32	5.69
Wednesday	14.97-15.22	7.90	7.15-7.40	5.75
Thursday	15.35-15.50	8.32	7.24-7.49	5.86
Friday	15.63-15.83	8.92	7.48-7.83	6.14
St. Louis				
Friday**	16.58	8.03-8.31	7.88	5.80
Monday	Holiday			
Tuesday	15.94	7.64-7.92	7.61	5.52
Wednesday	15.85	7.62-7.90	7.71	5.60
Thursday	16.02	8.02-8.22	7.79	5.69
Friday	16.33	8.57-8.77	8.03	5.93
Central				
Friday**	15.50-15.60	7.96-8.06	7.35-7.45	---
Monday	Holiday			
Tuesday	14.79	7.57-7.67	7.07	---
Wednesday	14.87-14.97	7.55-7.75	7.15	---
Thursday	15.35	7.87-8.07	7.24	---
Friday	15.63	8.42-8.62	7.48	---
S.E. MO				
Friday**	16.20	7.72-8.01	7.30-7.80	---
Monday	Holiday			
Tuesday	15.39-15.49	7.33-7.62	6.97-7.61	---
Wednesday	15.37-15.57	7.31-7.60	7.00-7.10	---
Thursday	15.75-15.95	7.63-8.07	7.09-7.14	---
Friday	16.03-16.23	8.18-8.67	7.33-7.38	---

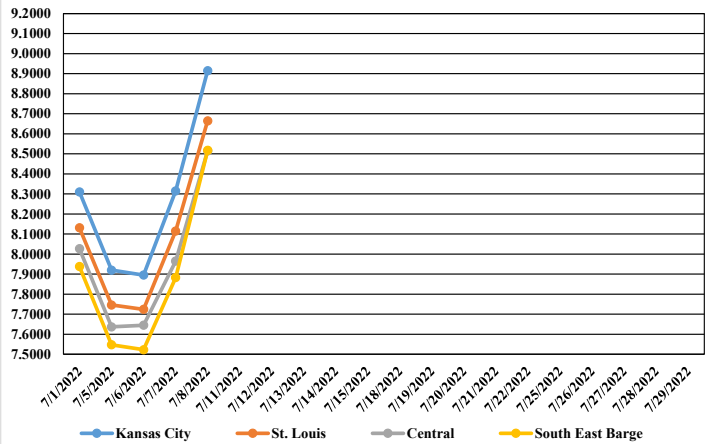
(PRICES PER BUSHEL) *NEW CROP **PREVIOUS WEEK'S PRICES
Most locations not providing cash wheat bids at this time, due to temporary transportation issues.

MONTHLY GRAIN CROP

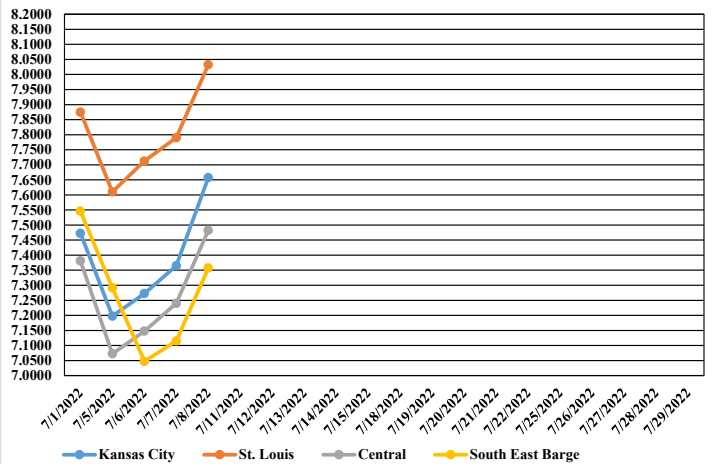
July 2022 Soybean Bids



July 2022 Wheat Bids



July 2022 Corn Bids



WHOLESALE FEEDSTUFFS PRICES 07/08/22
(DOLLARS PER TON-BULK BASIS)

Area	Soybean Hulls - Pellets	Cottonseed Meal 41%	Corn Gluten Pellets 21%	Wheat Middlings
Kansas City	165.00	420.00	262.50	192.50
St. Louis	n/a	415.00	257.50	192.50

BROILER HATCHERY

Broiler-Type Eggs Set in the United States Up Slightly Hatcheries in the United States weekly program set 239 million eggs in incubators during the week ending July 2, 2022, up slightly from a year ago. Average hatchability for chicks hatched during the week in the United States was 80.1 percent. Average hatchability is calculated by dividing chicks hatched during the week by eggs set three-weeks earlier.

Broiler-Type Chicks Placed in the United States Up 2 Percent Broiler growers in the United States weekly program placed 191 million chicks for meat production during the week ending July 2, 2022, up 2 percent from a year ago. Cumulative placements from the week ending January 8, 2022 through July 2, 2022 for the United States were 4.87 billion. Cumulative placements were up slightly from the same period a year earlier

PEANUT PRICES

Peanut prices received by farmers for all farmer stock peanuts averaged 23.2 cents per pound for the week ending June 25, down 1.4 cents from the previous week. Marketings of all farmer stock peanuts for the week ending June 25 totaled 28.0 million pounds, down 83.3 million pounds from the previous week.

Runner-type peanut prices averaged 21.5 cents per pound for the week ending June 25, down 2.8 cents from the previous week. Marketings of runner-type peanuts totaled 22.4 million pounds, down 85.4 million pounds from the previous week.

MISSOURI WEEKLY HAY SUMMARY 07/07/22

The far northern third of the state received significant moisture giving crops and pasture a well needed drink, while areas in the southern two-thirds were very hit or miss from nothing to very isolated spots of flooding down pours. The latest drought monitor shows little change in the total overall area in drought status but the intensity or amount of dryness has worsened over the last week. Far south central has a areas of five counties that has moved into D2 or severe drought status now. Reports of several farmers starting to cull some cows have emerged as producers make tough decisions very early in the summer. Still quite a bit of hay being baled around but in many cases the quality of that hay is very questionable this late in the year especially in the areas outside of the far north that have gotten rain. Hay prices are steady to firm, supply and demand are moderate. Hay movement remains moderate to good. Missouri Department of Agriculture has a hay directory visit <http://mda.mo.gov/abd/haydirectory/> for listings of hay <http://agebb.missouri.edu/haylst/>

Alfalfa - Supreme 225.00-275.00, small square 8.00-12.00 per bale
Alfalfa - Premium 175.00-225.00
Alfalfa - Good 120.00-180.00, small square 5.00-9.00 per bale
Alfalfa - Fair 100.00-125.00
Alfalfa/grass mix - Good/Premium small square 6.00-8.00 per bale
Mixed grass - Good/Premium 80.00-140.00
Mixed grass - Fair/Good 60.00-100.00, small square 5.00-7.00 per bale
Mixed grass - Fair 35.00-60.00 per large round bale
Wheat straw - 4.00-7.00 per small square bale

Please Note: The above volumes (tonnage, acres, and bales) listed on this USDA LPGMN report are for confirmed trades only, it does not include estimated volume (tonnage) for bids or offers to the trade.

The current hay directory can be found at:
<https://apps.mda.mo.gov/HayDirectory>.

List your hay for sale at:
<https://agmarketnews.mo.gov/hay-directory/hay-listing-online-form#no-back>

Hay Quality Designation Guidelines:
<https://www.ams.usda.gov/market-news/livestock-poultry-and-grain-reference-room>

MISSOURI WEEKLY SHEEP/GOAT AUCTION SUMMARY

07/08/22

Receipts: 1023 Week Ago: 887 Last Year: 2055

All prices CWT unless otherwise noted.

SHEEP: Slaughter lambs woolled and shorn Choice and Prime 1-3 40-50 lbs 230.00-295.00. Choice 1-3 60-75 lbs 165.00-167.50. Good 1-2 pkg 40 lbs 150.00. Hair Choice and Prime 1-3 pkg 34 lbs 220.00, fancy 270.00-310.00; pkg 42 lbs 295.00; 50-65 lbs 220.00-235.00; pkg 80 lbs 190.00, fancy 290.00; 90-100 lbs 185.00-225.00. Choice 1-3 40-50 lbs 170.00-200.00; 50-60 lbs 165.00-215.00; 60-70 lbs 170.00-210.00; 70-80 lbs 155.00-210.00; pkg 80 lbs 180.00. Good 1-2 30-55 lbs 150.00-170.00. Slaughter ewes Cull and Utility 1-2 pkg 165 lbs 75.00. Hair Good 2-3 90-100 lbs 165.00-195.00; 110-145 lbs 145.00-150.00. Utility and Good 1-3 pkg 129 lbs 120.00; 150-165 lbs 90.00-105.00. Cull and Utility 1-2 110-130 lbs 85.00-92.50. Hair bucks 1-2 140 lbs 130.00-145.00.

GOATS: Feeder kids Selection 1 20-30 lbs 300.00-325.00; 30-40 lbs 285.00-330.00, replacements 400.00; 40-50 lbs 275.00-305.00. Selection 2 20-30 lbs 255.00-285.00; 30-40 lbs 190.00-255.00; 40-50 lbs 195.00-272.50. Selection 3 20-30 lbs 125.00-140.00; 30-40 lbs 150.00-155.00, pygmies 125.00; 40 lbs 185.00-215.00. Wether kids Selection 1 pkg 45 lbs 305.00. Slaughter kids Selection 1 50-60 lbs 360.00-380.00; 60-70 lbs 300.00-340.00. Selection 2 50-60 lbs 265.00-305.00; 60-70 lbs 235.00-290.00. Slaughter nannies/does Selection 1-2 65-75 lbs 195.00-205.00; 80-90 lbs 150.00-195.00; 90-100 lbs 135.00; 100-150 lbs 125.00-197.50, thin 105.00-115.00; 150-175 lbs 100.00-125.00, thin 105.00. Slaughter bucks/billies 50-70 lbs pygmies 155.00-260.00; pkg 85 lbs 335.00; 100-150 lbs 280.00-305.00. Wethers Selection 1 pkg 57 lbs 320.00; pkg 88 lbs 285.00. Selection 2 Pkg 60 lbs 265.00. Wether kids Selection 1 50-65 lbs 310.00-315.00.

Explanatory Notes: Stage - Represents estimated lambing/kidding period (Open, Exposed, Bred, Fall = Sep-Nov, Win = Dec-Feb, Spr = Mar-May, Sum=Jun-Aug)

NATIONAL DIRECT DELIVERED FEEDER PIG REPORT

07/08/22 Receipts: 55,605 Week ago: 66,856 Year Ago: 114,973
Early weaned pigs steady. High quality and high health pigs 2.00 per head higher .

Early weaned pigs 10-12 lbs. basis: Formula 14,900 head 34.03-48.19, weighted average 40.75. Cash 36,735 head 35.00-43.00, weighted average 40.37
Feeder pigs 40 pounds basis: Cash 3,970 head 65.00-71.00, weighted average 69.43

NATIONAL DAILY DIRECT PRIOR DAY HOG REPORTS FOR 07/08/22

BARROWS AND GILTS (Carcass Basis): 7,970 head
Base Carcass Price, 112.00-127.00, weighted average 120.25

SOWS (Live Basis) : 7,711 head
300-500 lbs. 31.00-67.00
Over 500 lbs. 42.94-67.00

MISSOURI WEEKLY DIRECT SLAUGHTER CATTLE REPORT 07/08/22

Weekly Receipts: 520 Week ago: 320 Year ago: 360
Trading as of Friday morning: light to moderate with flat dressed sales steady and grid dressed sales steady.

LIVE STEERS & HEIFERS: DRESSED STEERS & HEIFERS:
No Sales Reported 5 loads flat 232.00

GRADE AND WEIGHT (Grid): 8 loads Fri 240.00

Click here for the current [National Crop Progress](#)

Click here for the current [Missouri Crop Progress](#)