

Weekly Market Summary

Published by:
Missouri Department of Agriculture
Ag Business Development Division
Market News Program



Chris Chinn, Director
 Jill Wood, Division Director
 Tony Hancock, Editor
<http://www.ams.usda.gov/marketnews.htm>
<http://www.ams.usda.gov/marketnews.htm>

Michael L. Parson, Governor

Volume XLII, Number 30 ♦ P.O. Box 630, Jefferson City, MO 65102 ♦ (573) 751-4211 ♦ Monday, August 1, 2022

MISSOURI WEEKLY FEEDER CATTLE WEIGHTED AVERAGE REPORT

Receipts: 21,691 Week ago: 26,823 Year ago: 12,622

Steers and Heifers Medium and Large 1—Weighted average weights and prices

STEERS: Medium and Large 1

380 lbs. 210.03	572 lbs. 199.08	772 lbs. 172.26	1030 lbs. 156.35
424 lbs. 208.32	627 lbs. 191.38	823 lbs. 166.59	
479 lbs. 210.15	677 lbs. 184.93	873 lbs. 177.22	
524 lbs. 210.77	720 lbs. 177.92	917 lbs. 158.92	

HEIFERS: Medium and Large 1

281 lbs. 198.89	476 lbs. 178.89	669 lbs. 168.36	879 lbs. 155.55
336 lbs. 183.65	521 lbs. 174.67	721 lbs. 160.75	
379 lbs. 181.80	576 lbs. 171.25	765 lbs. 159.25	
423 lbs. 181.13	628 lbs. 167.26	822 lbs. 151.92	

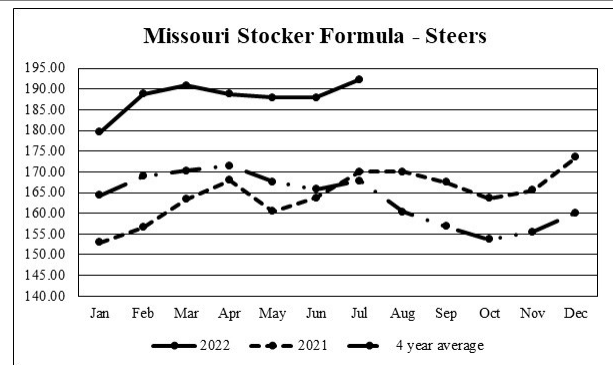
Missouri Steer (Heifer) Stocker Formula for 08/01/2022

Monday's Missouri Stocker Formula consists of **3987 (5034)** head with a weighted average weight of **550.93 (541.90)** lbs. and a price value of **195.68 (169.64)**, 6.99 higher (3.37 higher) than last Monday.

This a rolling seven day calculated weighted value which combines all Feeder Steers reported by MDA/USDA Market News Service weighing from 400-649 lbs. in the Medium and Large 1 and Medium and Large 1-2 frame and muscle classifications, including all comment cattle except Brahman X. Heifer values are in parentheses.

Missouri Weekly Cattle Auction Summary 08/01/22

Compared to last week, steer calves sold 5.00 to 10.00 higher, yearling steers and all heifers sold steady to 5.00 higher. The supply of feeders was light to moderate. Offerings were more typical of late July and a lighter than what has been seen the last several weeks. Heavy to extreme amounts of rain fell across north Missouri causing severe flooding in areas in and around St. Louis. The southern half of the state saw some rains mid to late week, not before the drought monitor was released on Thursday however which showed a big increase in the about classified as D3 or Extreme Drought. The hope of these rains was partly what kept receipts down a bit as potential rains gave farmers enough hope to hold off on selling at the current time. Not all areas in the south received rain and even those that did will need much more to turn the current situation around as two or three inches isn't going to do it. A few sale highlights this week included five loads of 850-900 lb. steers that sold at Unionville Livestock Market from 179.25-180.00. Joplin Regional Stockyards sold 105 head of 631 lb. steers at 195.50. The number that is most eye catching this week however, came from MO-KAN Livestock Market where they sold 112 head of 502 lb. steers for 224.25. Feedlot sales for the week as of Friday afternoon totaled just over 72K head. Live sales were reported from 135.00-145.00 and dressed sales 224.00-225.00. Boxed beef cutouts were mixed for the week. Choice closed Friday at 269.24, up 2.12 and select closed at 242.25, down 0.25 compared to last week. The Missouri Stocker Formula consist of 3987 head with a weighted average weight of 550.93 lbs. and a price value of 195.68, 6.99 higher than last week.

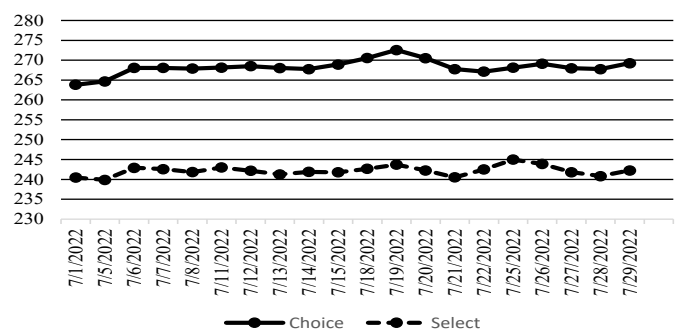


*Graph is updated the first Monday of each month.

NATIONAL BOXED BEEF CUTOUT/BOXED BEEF CUTS

DATE	CHOICE	SELECT	TOTAL LOADS
07/25	268.11	245.00	90
07/26	269.11	243.88	115
07/27	267.99	241.81	146
07/28	267.77	240.81	99
07/29	269.24	242.25	74
5 Day Simple Average	268.44	242.75	

Boxed Beef Cuts July 2022



WEEKLY LIVESTOCK SLAUGHTER 07/30/22

	CATTLE	HOGS	SHEEP
Week to Date:	669,000	2,291,000	32,000
Last Week:	665,000	2,285,000	33,000
Last Year:	646,000	2,313,000	32,000

The Weekly Market Summary, as well as historical summaries, are available on our website <https://agmarketnews.mo.gov/summaries>
 Market News Hotline: 1-573-522-9244

SOUTHWEST MISSOURI WEEKLY SUMMARY

(Joplin and Springfield)

Receipts: 8439 Week Ago: 12,617 Year ago: 6514

Compared to last week, steers and heifer calves 2.00 to 7.00 higher, spots up to 10.00 higher, with heavy weight steers steady. Slaughter cows steady to 4.00 higher, spots up to 8.00 higher.

FEEDER STEERS:
Medium and Large 1

400-500 lbs.	190.00-215.00
500-600 lbs.	191.00-210.00
600-700 lbs.	172.00-196.50
700-800 lbs.	158.00-184.00
800-900 lbs.	164.00-171.50
122 hd 1030 lbs.	156.35

FEEDER HEIFERS:
Medium and Large 1

300-400 lbs.	168.00-200.00
400-500 lbs.	160.00-185.00
500-600 lbs.	158.00-180.00
600-700 lbs.	147.00-173.50
700-800 lbs.	146.00-168.00
800-900 lbs.	15.00-155.50

FEEDER HOLSTEIN STEERS
Large 3

Lot 653 lbs.	122.00
Lot 740 lbs.	118.00
750-800 lbs.	101.00-114.00
pkg 820 lbs.	113.00

SLAUGHTER COWS: Breaking and Boning (70-85% lean) 61.00-81.00, high dressing 72.00-96.00; low dressing 55.00-71.00. Lean (85-90%) 53.00-66.00

SLAUGHTER BULLS: Yield Grade 1-2 1200-2300 lbs. 91.00-107.00; high dressing 102.00-111.00; low dressing 71.00-94.00

BRED COWS: Medium and Large 1 2-8 yrs 1115-1320 lbs 2nd to 3rd stage 1285.00-1300.00 per head. Medium and Large 1-2 2-8 yrs 820-1390 lbs 2nd to 3rd stage 700.00-1300.00, 1st stage 675.00-975.00 per head

BRED HEIFERS: Medium and Large 1 pkg 1115 lbs 1st stage 1200.00 per head. Medium and Large 1-2 2-4 yrs 805-1215 lbs 2nd to 3rd stage 1000.00-1250.00, 1st stage 710.00-1060.00 per head

COW & CALF PAIRS: Medium and Large 1-2 2-8 yrs 1185-1498 lbs with 150-300 lb calves 1125.00-1350.00 per pair; 2-8 yrs 1394-1465 lbs rebred 1st stage with 150-300 lb calves 1325.00-1525.00 per pair; over 8 yrs 1350-1425 lbs with 150-300 lb calves 1110.00-1325.00 per pair; over 8 yrs 1600-1660 lbs rebred 1st stage with over 300 lb calves 1375.00-1385.00 per pair

SOUTH CENTRAL MISSOURI WEEKLY SUMMARY

(West Plains, Ava)

Receipts: 3853 Week ago: 5844 Year Ago: 2539

Compared to last week, steers 4.00 to 10.00 higher, heifers 3.00 to 7.00 higher. Slaughter cows and bulls early week 2.00 lower, slaughter cows late week 3.00 to 6.00 higher.

FEEDER STEERS:
Medium and Large 1

350-400 lbs.	187.50-212.00
400-500 lbs.	189.00-215.00
500-600 lbs.	185.00-217.00
600-700 lbs.	175.00-199.00
700-800 lbs.	161.50-185.00
800-850 lbs.	165.00-171.00

FEEDER HEIFERS:
Medium and Large 1

300-400 lbs.	165.00-178.00
400-500 lbs.	158.00-178.00
500-600 lbs.	150.00-185.00
600-700 lbs.	151.00-168.00
700-750 lbs.	150.00-157.50

FEEDER HOLSTEIN STEERS
Large 3

Scarce Scarce

SLAUGHTER COWS: Breaking and Boning (70-85% lean) 66.00-78.00, high dressing 76.00-91.00; low dressing 60.00-68.00. Lean (85-90%) 55.00-67.00

SLAUGHTER BULLS: Yield Grade 1-2 1125-2065 lbs. 90.00-102.00; high dressing 102.00-107.00; low dressing 70.00-89.00

BRED COWS: Medium and Large 1-2 2-8 yrs 1010-1420 lbs 2nd to 3rd stage 800.00-1200.00 per head. Medium and Large 2 2-8 yrs 850-1150 lbs 1st to 3rd stage 700.00-950.00 per head

COW & CALF PAIRS: Medium and Large 1-2 2-8 yrs 1050-1210 lbs with 150-300 lb calves 1200.00-1525.00 per pair. Medium and Large 2 2-8 yrs 1025-1150 lbs with 150-300 lb calves 1000.00-1150.00 per pair

WEST CENTRAL MISSOURI WEEKLY SUMMARY

(Kingsville, Windsor, Butler)

Receipts: 5081 Week ago: 4225 Year ago: 989

Compared to last week, steers steady to 3.00 higher and heifers mostly steady to spots 5.00 lower. Slaughter cows steady to 5.00 higher.

FEEDER STEERS:
Medium and Large 1

400-500 lbs.	205.00-222.00
500-600 lbs.	185.50-224.25
600-700 lbs.	176.50-205.00
700-800 lbs.	158.00-183.50
800-850 lbs.	151.00-160.50
900-1000 lbs.	151.50-159.50

FEEDER HEIFERS:
Medium and Large 1

400-500 lbs.	169.25-195.00
500-600 lbs.	165.25-181.00
600-700 lbs.	159.25-175.00

SLAUGHTER BULLS: Yield Grade 1-2 1210-2125 lbs 101.50-110.00; high dressing 109.00-120.00; low dressing 85.00-94.50

SLAUGHTER COWS: Breaking and Boning (70-85% lean) 68.50-84.50, high dressing 76.00-94.00. Lean (85-90%) 60.50-73.00

BRED COWS: Medium and Large 1 5-8 yrs 1161-1483 lbs 2nd to 3rd stage 1400.00-1535.00 per head

COW & CALF PAIRS: Medium and Large 1-2 2-8 yrs 1000-1300 lbs with 150-300 lb calves 1300.00-1610.00 per pair

NORTHEAST MISSOURI WEEKLY SUMMARY

(Bowling Green, Kingdom City, Palmyra)

Receipts: 2088 Week ago: 3385 Year ago: 2061

Compared to last week, steers under 650 lbs steady to 5.00 higher, over 650 lbs steady to firm on a light test. Heifers under 650 lbs steady, with heavier weights firm to 2.00 higher on comparable sales. Slaughter cows steady to 3.00 lower.

FEEDER STEERS:
Medium and Large 1

400-500 lbs.	210.00-223.00
500-600 lbs.	199.00-221.00
600-700 lbs.	185.00-208.00
700-750 lbs.	175.50-180.00
850-900 lbs.	161.00-165.00
14 hd 917 lbs.	166.75

FEEDER HEIFERS:
Medium and Large 1

400-500 lbs.	171.50-189.00
500-550 lbs.	176.50-181.00
600-650 lbs.	169.00-176.25
Pkg 718 lbs.	166.50
800-900 lbs.	159.50-160.00

SLAUGHTER BULLS: Yield Grade 1-2 1395-2270 lbs 96.00-113.50; high dressing 115.00-117.50; low dressing 84.50-96.00

SLAUGHTER COWS: Breaking and Boning, (70-85% lean) 73.00-89.00; high dressing 82.50-92.50; low dressing 64.00-82.50. Lean (85-90%) 66.50-75.00

SLAUGHTER STEERS: Choice and Prime 2-3 150.00-151.00. Choice 2-3 140.00-149.00. Select and Choice 1-2 few 141.00

BRED COWS: Scarce

SLAUGHTER HEIFERS: Choice 2-3 142.00-149.00. Choice 3-4 136.50-138.00.

COW & CALF PAIRS: Scarce

NORTH CENTRAL MISSOURI WEEKLY SUMMARY

(Macon, Unionville, Green City, New Cambria)

Receipts: 1513 Week ago: 2575 Year ago: 1102

Compared to last week, steers and heifers steady to firm on comparable sales. Slaughter cows steady to weak undertone.

*Sale barns on a summer schedule and may not have a sale each week.

FEEDER STEERS:
Medium and Large 1

400-500 lbs.	212.50-216.00
500-600 lbs.	211.00-214.00
600-700 lbs.	183.00-197.00
700-750 lbs.	176.00-185.00
800-900 lbs.	177.25-180.00

FEEDER HEIFERS:
Medium and Large 1

400-500 lbs.	185.00-192.00
550-600 lbs.	172.00-179.00
600-650 lbs.	167.00-175.00

SLAUGHTER BULLS: Yield Grade 1-2 1570-2165 lbs 94.00-104.00; low dressing 91.00-94.50

SLAUGHTER COWS: Breaking and Boning, (70-85% lean) 70.00-82.50; high dressing 82.00-89.00. Lean (85-90%) 68.00-75.00

BRED COWS: Medium and Large 1-2 2-4 ys 1160-1398 lbs 2nd to 3rd stage 1650.00-1725.00; 5-8 yrs 1465-1530 lbs 2nd to 3rd stage 1450.00-1575.00 per head

COW & CALF PAIRS: Medium and Large 1-2 2-8 yrs 1500-1550 lbs with 150 lb to over 300 lb calves 1775.00-1875.00 per pair

SOUTHEAST MISSOURI WEEKLY SUMMARY

(Jackson and Farmington)

Receipts: 966 Week ago: 1994 Year ago: 883
 Compared to last week, feeders 2.00 to 5.00 higher, on comparable sales. Slaughter cows traded with a firm undertone.

FEEDER STEERS:

Medium and Large 1

400-500 lbs. 180.00-219.00
 500-600 lbs. 175.00-215.00

FEEDER HEIFERS:

Medium and Large 1

350-400 lbs. 162.00-180.00
 400-500 lbs. 160.00-175.00
 500-600 lbs. 156.00-166.00
 600-700 lbs. 156.00-167.00
 24 hd 705 lbs. 158.00

SLAUGHTER BULLS: Yield
 Grade 1-2 1135-2265 lbs. 80.00-97.00, high dressing 99.00-109.00

SLAUGHTER COWS: Breaking and Boning (75-85% lean) 62.00-90.50; high dressing 76.00-94.00; low dressing 60.00-85.00. Lean (85-90% lean) 40.00-65.00

BRED COWS: Scarce

COW & CALF PAIRS: Medium and Large 1-2 2-4 yrs few 1177-1195 lbs with 150-300 lb calves 975.00-1150.00; 5-8 yrs 870-1373 lbs with 150-300 lb calves 850.00-1200.00 per pair

EAST CENTRAL MISSOURI WEEKLY SUMMARY

(Cuba, Vienna)

Receipts: 2860 Week ago: 1902 Year ago:
 Compared to last week, steers and heifers steady to 8.00 higher with the greatest advance under 650 lbs. Slaughter cows uneven from 2.00 lower to 2.00 higher.

FEEDER STEERS:

Medium and Large 1

400-500 lbs. 204.00-226.00
 500-600 lbs. 191.00-214.00
 600-700 lbs. 176.50-197.00
 700-800 lbs. 164.00-179.25
 800-850 lbs. 164.00-170.00
 Pkg 936 lbs. 156.00

FEEDER HEIFERS:

Medium and Large 1

400-500 lbs. 183.00-200.00
 500-600 lbs. 170.00-194.00
 600-700 lbs. 161.75-177.50
 700-750 lbs. 164.50-167.00
 800-850 lbs. 138.00-151.00

SLAUGHTER BULLS: Yield
 Grade 1-2 1310-2120 lbs 92.00-102.50; low dressing 88.50-96.00

SLAUGHTER COWS: Breaking and Boning, (70-85% lean) 69.00-78.50; high dressing 75.00-83.50; low dressing 68.00-70.00. Lean (85-90%) 62.00-68.50

BRED COWS: Medium and Large 1 2-8 yrs 1090-1380 lbs 2nd to 3rd stage 1350.00-1475.00. Medium and Large 1-2 2-8 yrs 1085-1305 lbs 1010.00-1150.00 per head

COW & CALF PAIRS: Medium and Large 1-2 3 pairs 5-8 yrs 975 lbs rebred 1st stage with over 300 lb calves 1200.00 per pair

NORTHWEST MISSOURI WEEKLY SUMMARY

(Tina)

Receipts: 1106 Two weeks ago: 1174
 Compared to two weeks ago, steers unevenly steady and heifers steady to 3.00 lower. Slaughter cattle unavailable.

FEEDER STEERS:

Medium and Large 1

400-500 lbs. 193.00-223.00
 500-600 lbs. 167.00-219.00
 600-700 lbs. 170.00-202.50
 700-800 lbs. 173.50-182.50
 800-900 lbs. 142.00-176.25

FEEDER HEIFERS:

Medium and Large 1

500-600 lbs. 161.00-185.00
 600-700 lbs. 154.00-168.60
 22 hd 754 lbs. 159.50

SLAUGHTER BULLS: Not reported

SLAUGHTER COWS: not reported

BRED COWS: Scarce

COW & CALF PAIRS: Scarce

AFTERNOON NATIONAL SLAUGHTER

CATTLE REVIEW 07/29/22

So far for Friday in the Western Cornbelt negotiated cash trading has been slow on light to moderate demand. A few live purchases traded from 144.00-145.00. However, not enough purchases for a full market trend. Wednesday was the last reported market with live and dressed purchases from 141.00 -145.00 and from 224.00 -225.00, respectively. In the Southern Plains and Nebraska negotiated cash trading has been mostly inactive on light demand. Not enough purchases in any of these regions for a market trend. Wednesday was the last reported market in Nebraska with live and dressed purchases at 138.00 and at 225.00, respectively. Wednesday was the last reported market in Kansas with live purchases at 135.00. Tuesday was the reported market in the Texas Panhandle with live purchases at 135.00.

Negotiated Cash Sales:

Confirmed:	4525	Week Ago:	4613	Year Ago:	10,392
Week to date:	72,239	Week Ago:	62,402	Year Ago:	69,686

<u>Live Basis</u>	<u>Steers</u>	<u>Heifers</u>
Over 80% Choice	135.00-145.00, avg 143.42	145.00
65-80% Choice	134.00-136.00, avg 134.94	134.00
35-65% Choice	-	-
0-35% Choice	-	-
Total All Grades	134.00-145.00, avg 142.99	134.00-145.00, avg 137.10
<u>Dressed Basis</u>		
Over 80% Choice	224.00-225.00, avg 224.90	225.00
65-80% Choice	-	-
35-65% Choice	-	-
0-35% Choice	-	-
Total All Grades	224.00-225.00, avg 224.90	225.00

WEEKLY COMMODITY FUTURES TRENDS

Compared to last week, Live Cattle 0.02 to 0.92 lower, Lean Hogs 0.90 to 1.95 higher, Feeder Cattle 2.92 to 3.30 lower.

Daily Futures Closes

	Mon.	Tues.	Wed.	Thu.	Fri.
Cattle					
Aug	137.75	136.87	136.80	136.17	136.45
Oct	143.35	142.37	142.32	141.82	142.22
Dec	148.62	148.05	148.17	147.77	148.15
Feb	152.55	151.95	152.12	151.92	152.22
Apr	155.07	154.52	154.52	154.40	154.80
Lean Hogs					
Aug	117.22	116.97	118.60	119.12	120.65
Oct	94.12	93.65	96.45	96.32	97.22
Dec	86.25	85.97	87.37	86.92	87.85
Feb	89.90	89.60	90.30	89.82	90.80
Apr	93.05	92.80	93.12	92.52	93.60
Fdr Cat					
Aug	179.30	177.42	179.10	177.42	178.57
Sep	182.67	180.42	181.85	180.20	181.55
Oct	185.25	183.22	184.47	182.72	183.72
Nov	186.96	184.97	186.12	184.27	185.20
Jan	187.05	185.32	186.35	184.52	185.52
Milk					
Jul	22.54	22.50	22.51	22.54	22.52
Aug	20.70	21.17	20.67	20.17	20.41
Sep	20.55	20.74	20.32	19.83	20.31

WEEKLY COMMODITY GRAIN FUTURES TRENDS

Compared to last week, Soybeans 1.44 to 2.03 higher, Wheat 0.48 to 0.80 higher, Corn 0.52 to 0.56 higher, KC Wheat 0.49 to 0.54 higher. Soybean Meal 35.90 to 63.80 higher

Daily Grain Futures Closes

	Mon.	Tues.	Wed.	Thu.	Fri.
Soybeans					
Aug	1473	1532 3/4	1578 3/4	1609 1/4	1637
Sep	1356	1399 3/4	1424 1/2	1457	1487 1/4
Nov	1346	1383 3/4	1410	1440 1/2	1468 1/2
Jan	1353 1/2	1390 1/2	1416 1/2	1447 1/2	1475
Mar	1355 1/4	1389 1/2	1412 1/2	1444	1469
Wheat					
Sep	770	803 3/4	790 1/4	817	807 3/4
Dec	788 1/2	822	808 1/2	835 1/4	825 3/4
Mar	804 1/4	837 1/4	825	851 1/2	843
May	812	844 1/4	833 1/4	858 3/4	851 3/4
Jul	804 3/4	835	826 1/2	851 1/2	847 1/2
Corn					
Sep	580	597	600 1/4	615	616 1/4
Dec	583 3/4	600 3/4	603	619	620
Mar	590 3/4	607 1/2	610	625 1/4	626 1/4
May	595	611 1/2	614	628 3/4	630
Jul	595	610 3/4	613 3/4	628 1/2	630 1/2
KC Wheat					
Sep	839 3/4	877	861 3/4	889 3/4	874 1/2
Dec	846 3/4	884 1/4	869	896 1/2	881 1/2
Mar	851 1/2	888 3/4	872 3/4	900	886 1/4
May	852 1/2	889 1/4	874	900 1/4	887 3/4
Jul	841	874 1/4	861	884 1/4	875 3/4
SB Meal					
Aug	447.50	472.40	488.90	489.70	495.30
Sep	415.20	435.00	446.00	443.10	442.40
Oct	400.00	419.00	427.90	421.10	420.70
Dec	399.10	417.80	426.10	419.00	418.50
Jan	397.60	415.30	423.30	416.40	416.70

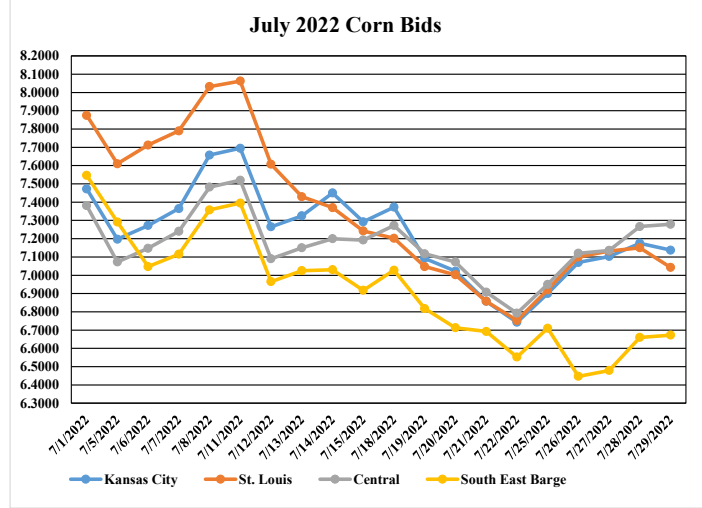
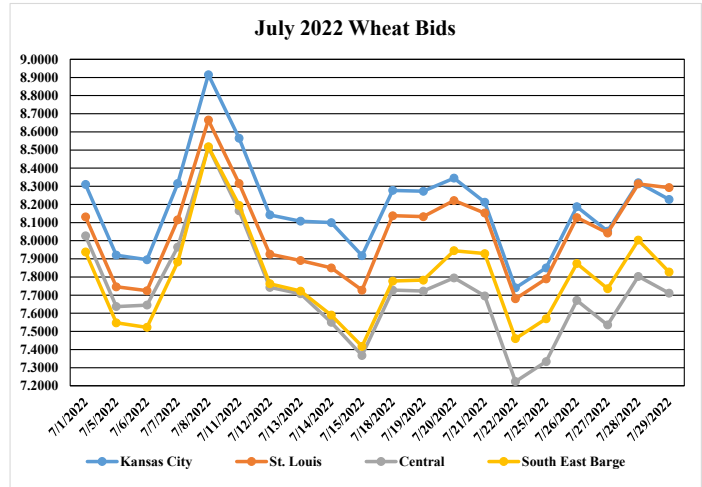
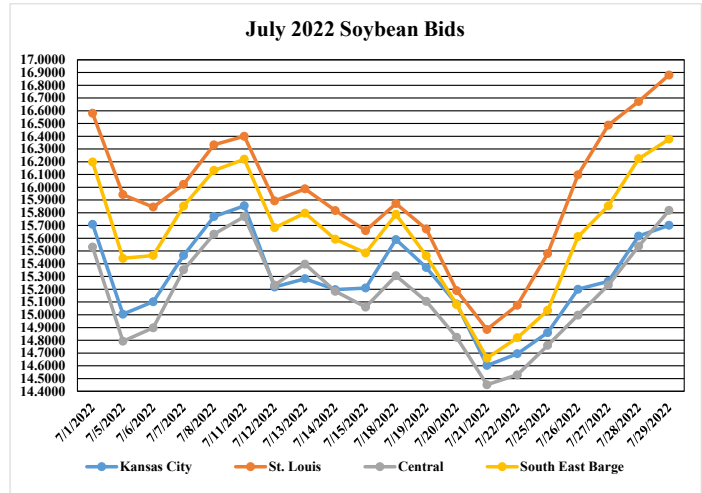
MISSOURI GRAIN WEEKLY TRENDS

Compared to last week, Soybeans 0.78 to 1.80 higher, Wheat 0.44 to 0.63 higher, Corn 0.37 to 0.52 higher, Sorghum 0.52 to 0.56 higher.

Area	#1 Soybeans	#2 Soft Wheat	#2 Corn	#2 Grain Sorghum
Kansas City				
Friday**	14.61-14.81	7.74	6.69-6.79	5.54
Monday	14.81-14.96	7.85	6.85-6.95	5.74
Tuesday	15.09-15.34	8.19	7.02-7.12	5.91
Wednesday	15.10-15.50	8.05	7.05-7.15	5.93
Thursday	15.51-15.81	8.32	7.15-7.20	6.09
Friday	15.54-15.79	8.23	7.11-7.16	6.10
St. Louis				
Friday**	15.08	7.59-7.74	6.75	5.24
Monday	15.48	7.70-7.85	6.92	5.40
Tuesday	16.10	8.04-8.19	7.10	5.57
Wednesday	16.49	7.90-8.20	7.13	5.60
Thursday	16.67	8.17-8.47	7.15	5.75
Friday	16.88	8.21-8.38	7.04	5.76
Central				
Friday**	14.40-14.65	7.09-7.29	6.79	---
Monday	14.61-15.03	7.20-7.40	6.95	---
Tuesday	14.99-15.02	7.54-7.74	7.12	---
Wednesday	15.20-15.25	7.40-7.60	7.10-7.15	---
Thursday	15.51-15.56	7.67-7.87	7.25-7.30	---
Friday	15.79-15.84		7.26-7.31	---
S.E. MO				
Friday**	14.80-14.85	7.39-7.59	6.46-6.64	---
Monday	14.89-15.18	7.50-7.70	6.62-6.80	---
Tuesday	15.45-15.78	7.84-7.94	6.32-6.67	---
Wednesday	15.80-15.91	7.70-7.80	6.35-6.70	---
Thursday	16.19-16.26	7.97-8.07	6.53-6.85	---
Friday	16.22-16.54		6.54-6.86	---

(PRICES PER BUSHEL) *NEW CROP **PREVIOUS WEEK'S PRICES
Most locations not providing cash wheat bids at this time, due to temporary transportation issues.

MONTHLY GRAIN CROP



*Axis value ranges may be updated to reflect data points.

WHOLESALE FEEDSTUFFS PRICES 07/22/22
(DOLLARS PER TON-BULK BASIS)

Area	Soybean Hulls - Pellets	Cottonseed Meal 41%	Corn Gluten Pellets 21%	Wheat Middlings
Kansas City	240.00	447.50	255.00	237.50
St. Louis	N/A	442.50	250.00	211.67

BROILER HATCHERY

Broiler-Type Eggs Set in the United States Up 1 Percent

Hatcheries in the United States weekly program set 242 million eggs in incubators during the week ending July 23, 2022, up 1 percent from a year ago. Average hatchability for chicks hatched during the week in the United States was 80.1 percent. Average hatchability is calculated by dividing chicks hatched during the week by eggs set three-weeks earlier.

Broiler-Type Chicks Placed in the United States Up 2 Percent

Broiler growers in the United States weekly program placed 189 million chicks for meat production during the week ending July 23, 2022, up 2 percent from a year ago. Cumulative placements from the week ending January 8, 2022 through July 23, 2022 for the United States were 5.44 billion. Cumulative placements were up slightly from the same period a year earlier.

PEANUT STOCKS AND PROCESSING

Shelled Edible Grade Season to Date Utilization Down 1 Percent from Last Year

Peanut Stocks in Commercial Storage Totaled 2.77 Billion Pounds

Peanut stocks reported in commercial storage on June 30, 2022 totaled 2.77 billion pounds of equivalent farmer stock, compared with 2.38 billion pounds a year ago. This total includes 1.97 billion pounds of actual farmer stock.

Shelled peanuts on hand totaled 769 million pounds of farmer stock equivalent. Roasting stock totaled 31.5 million pounds. Shelled peanut stocks totaled 578 million pounds of which 550 million pounds were edible grades and 27.8 million pounds were oil stocks. Edible grade stocks by type included 76.4 million pounds of Virginias and Valencias, 44.1 million pounds of Runners, and 32.9 million pounds of Spanish.

Millings in June totaled 408 million pounds. Millings by type were 45.9 million pounds of Virginias and Valencias, 346 million pounds of Runners, and 16.2 million pounds of Spanish.

Commercial processors utilized 205 million pounds of shelled edible grade peanuts during June. Utilization by type was 114 million pounds for all peanut butter products, 41.9 million pounds for peanut candy, and 43.4 million pounds for peanut snacks. **Crushing** for oil and cake and meal totaled 49.4 million pounds during the month.

Deliveries under the Government Domestic Feeding and Child Nutrition Programs amounted to 1.97 million pounds of peanut butter and 130 thousand pounds of roasted peanuts during June.

Stocks of treated seed on hand June 30, 2022 totaled 1.90 million pounds, compared with 12.7 million pounds on May 31, 2022. Of the June total, 1.24 million pounds were Runners. May stocks of treated seed included 10.7 million pounds of Runners.

Stocks estimates refer to June 30, 2022. All other data are for the month of June.

MISSOURI WEEKLY HAY SUMMARY 07/28/22

Extremely different stories from one end of the state to the other. The intensity of the drought in southern Missouri, as expected, increased tremendously with the release of the latest drought monitor. Nearly twenty percent of the state is now listed in D3 or Extreme Drought status. A few areas received a little rain and they are holding hope the forecast for the next few days and weekend of much cooler weather and some rain pan out. The northern part of the state received significant to excessive rainfall in a very short period of time. The highest reports were around the St. Louis area with one location receiving an official total of over 11 inches in less than 24 hours breaking several records. Rain of that amount basically just causes floods and does little good. It has seemed that the north has received rain about any time they needed it this year and crops look very good. A fair amount of hay moving from the north to the south now. Hay prices are steady to firm with asking prices seeing a fair bit of variance from areas that are dry to areas that are not, trucking however adds a fair amount to total cost as fuel is still high. Hay supplies are moderate, demand is moderate to good. Missouri Department of Agriculture has a hay directory visit <http://mda.mo.gov/abd/haydirectory/>. For listings of hay: <http://agebb.missouri.edu/haylst/>
Alfalfa - Supreme 225.00-275.00, small square 8.00-12.00 per bale
Alfalfa - Premium 175.00-225.00
Alfalfa - Good 120.00-180.00, small square 5.00-9.00 per bale
Alfalfa - Fair 100.00-125.00
Alfalfa/grass mix - Good/Premium small square 5.00-9.00 per bale
Mixed grass - Good/Premium 100.00-150.00
Mixed grass - Fair/Good 75.00-125.00, small square 5.00-7.00 per bale
Mixed grass - Fair 45.00-75.00 per large round bale
Wheat straw - 4.00-7.00 per small square bale

Please Note: The above volumes (tonnage, acres, and bales) listed on this USDA LPGMN report are for confirmed trades only, it does not include estimated volume (tonnage) for bids or offers to the trade.

The current hay directory can be found at:

<https://apps.mda.mo.gov/HayDirectory>.

List your hay for sale at:

<https://agmarketnews.mo.gov/hay-directory/hay-listing-online-form#no-back>

MISSOURI WEEKLY SHEEP/GOAT AUCTION SUMMARY

07/29/22

Receipts: 868 Week Ago: 1549 Last Year: 1445

All prices CWT unless otherwise noted.

SHEEP: Feeder lambs hair Medium and Large 1-2 38 hd 25 lbs 220.00; 30-50 lbs replacements 255.00-300.00. Slaughter lambs woolled and shorn Choice 1-3 lot 87 lbs 130.00. Good 1-2 pkg 86 lbs 106.00. Hair Choice and Prime 1-3 40-50 lbs 210.00-255.00; 50-60 lbs 203.00-210.00. Choice 1-3 50-60 lbs 145.00-160.00; 60-85 lbs 162.50-190.00. Good 1-2 lot 69 lbs 139.00. Slaughter ewes Utility and Good 1-3 lot 194 lbs 77.00. Hair Good 2-3 28 hd 91 lbs 150.00; 110-115 lbs 140.00-160.00. Utility and Good 1-3 80-90 lbs 85.00-110.00; 90-125 lbs 109.00-130.00. Cull and Utility 1-2 pkg 120 lbs 70.00. Slaughter bucks 1-2 pkg 240 lbs 68.00. Hair Bucks 1-2 100-115 lbs 85.00-130.00.
Replacements: ewes Small and Medium 1-2 2-4 yrs 60-130 lbs exposed 165.00-200.00.

GOATS: Feeder kids Selection 1 30-40 lbs 300.00-335.00; 40-50 lbs 280.00-320.00. Selection 2 pkg 28 lbs 255.00; 30-40 lbs 207.50-237.00; pkg 44 lbs 260.00. Selection 3 pkg 48 lbs 165.00. Slaughter kids Selection 1 50-60 lbs 310.00-320.00; pkg 66 lbs 301.00. Selection 2 50-60 lbs 255.00-260.00; 60-70 lbs 182.50-252.50; pkg 73 lbs 190.00. Slaughter nannies/does Selection 1-2 pkg 81 lbs 175.00; pkg 90 lbs 155.00; 120-130 lbs 120.00-140.00. Slaughter bucks/billies Selection 1-2 pkg 86 lbs 171.00; 100-135 lbs 140.00-185.00. Wethers Selection 1-2 pkg 65 lbs 152.50; pkg 91 lbs 192.50; pkg 155 lbs 211.00; pkg 215 lbs 195.00.

Explanatory Notes: Stage - Represents estimated lambing/kidding period (Open, Exposed, Bred, Fall = Sep-Nov, Win = Dec-Feb, Spr = Mar-May, Sum=Jun-Aug)

NATIONAL DIRECT DELIVERED FEEDER PIG REPORT

07/29/22 Receipts: 75,478 Week ago: 55,456 Year Ago: 97,481
Early weaned pigs 2.00 per head higher. All feeder pigs steady.

Early weaned pigs 10-12 lbs. basis: Formula 21,012 head 35.31-50.00, weighted average 42.33 Cash 48,101 head 36.00-45.00, weighted average 41.07

Feeder pigs 40 pounds basis: Cash 6,365 head 61.00-71.50, weighted average 68.87

NATIONAL DAILY DIRECT PRIOR DAY HOG REPORTS FOR 07/29/22

BARROWS AND GILTS (Carcass Basis): 4,816 head

Base Carcass Price, 115.00-130.00, weighted average 119.59

SOWS (Live Basis): 6,547 head

300-500 lbs. 44.00-88.00

Over 500 lbs. 66.60-89.00

MISSOURI WEEKLY DIRECT SLAUGHTER CATTLE REPORT 07/29/22

Weekly Receipts: 240 Week ago: 160 Year ago: 280
Trading as of Friday morning: light with flat dressed sales mostly 1.00 to 2.00 lower and grid dressed sales inactive.

LIVE STEERS & HEIFERS:

No Sales Reported

DRESSED STEERS & HEIFERS:

6 loads flat 222.00-223.00

GRADE AND WEIGHT (Grid): No sales reported

Click here for the current [National Crop Progress](#)

Click here for the current [Missouri Crop Progress](#)