

Weekly Market Summary

Published by:
Missouri Department of Agriculture
Ag Business Development Division
Market News Program



Chris Chinn, Director
 Jill Wood, Division Director
 Tony Hancock, Editor
<http://www.ams.usda.gov/marketnews.htm>
<http://www.ams.usda.gov/marketnews.htm>

Michael L. Parson, Governor

Volume XLII, Number 34 ♦ P.O. Box 630, Jefferson City, MO 65102 ♦ (573) 751-4211 ♦ Monday, August 29, 2022

MISSOURI WEEKLY FEEDER CATTLE WEIGHTED AVERAGE REPORT

Receipts: 19,199 Week ago: 14,879 Year ago: 17,949
 Steers and Heifers Medium and Large 1—Weighted average weights and prices

STEERS: Medium and Large 1

327 lbs. 221.40	526 lbs. 213.58	720 lbs. 187.41	922 lbs. 171.81
371 lbs. 225.34	577 lbs. 208.36	771 lbs. 183.20	
429 lbs. 221.64	624 lbs. 202.65	835 lbs. 178.46	
477 lbs. 213.99	677 lbs. 194.39	865 lbs. 173.49	

HEIFERS: Medium and Large 1

330 lbs. 196.68	522 lbs. 184.67	730 lbs. 172.52	979 lbs. 146.00
380 lbs. 194.57	579 lbs. 182.80	768 lbs. 169.92	1008 lbs. 153.75
426 lbs. 192.33	626 lbs. 178.09	825 lbs. 156.99	
478 lbs. 189.32	665 lbs. 178.49	872 lbs. 157.19	

Missouri Steer (Heifer) Stocker Formula for 08/29/2022

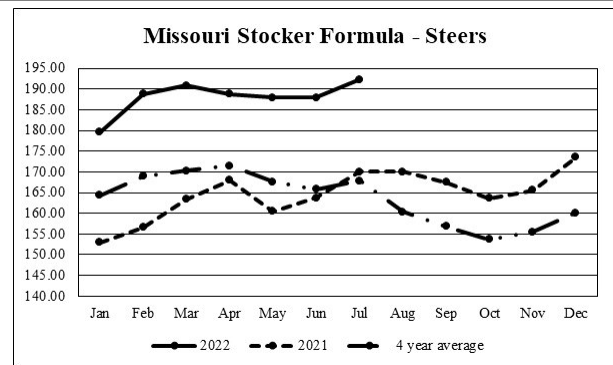
Monday's Missouri Stocker Formula consists of **3622 (4514)** head with a weighted average weight of **537.21 (538.17)** lbs. and a price value of **204.69 (179.87)**, 6.44 higher (4.29 higher) than last Monday.

This a rolling seven day calculated weighted value which combines all Feeder Steers reported by MDA/USDA Market News Service weighing from 400-649 lbs. in the Medium and Large 1 and Medium and Large 1-2 frame and muscle classifications, including all comment cattle except Brahman X. Heifer values are in parentheses.

Missouri Weekly Cattle Auction Summary 08/29/22

Compared to last week, feeders sold steady to mostly 5.00 higher, with several light weight calves 10.00 higher. The supply of feeders was moderate, with calves under 600 lbs. making up more of the total offering now as the fall calf run nears. Conditions of pastures continue to slowly improve, as rains have been falling across the areas that have been drought stricken the last couple of months. Pots loads of cattle of any weight are becoming less common, but a few notable stick out. Sales this week, not necessarily the tops, but a few lots that were eye catching included: 16 head of steers sold at New Cambria Livestock Market with an average weight of 706 lbs. sold for 199.00; 10 head of steers sold at Eastern Missouri Commission Company in Bowling Green with an average weight of 626 lbs. sold for 215.50; and finally 28 head of steers sold at Ozarks Regional Stockyards in West Plains with average weight of 400 lbs. sold for 245.00. Boxed beef cutouts were mixed again this week, choice closed on Friday at 263.35, down 0.93 and select closed at 238.56, up 0.64 compared to last Friday. Negotiated feedlot sales were a bit disappointing both in volume and prices this week as prices backed up a bit. Volume as of Friday afternoon totaled just a few over 66K head. Live sales in the south continue to lag behind the north. Sales in the south were reported at 142.00, in the north 145.00-148.00. Dressed sales in the north were reported mostly at 232.00-233.00. The Missouri Stocker Formula consist of 3622 head with a weighted average weight of 537.21 lbs. and a price value of 204.69, 6.44 higher than last week.

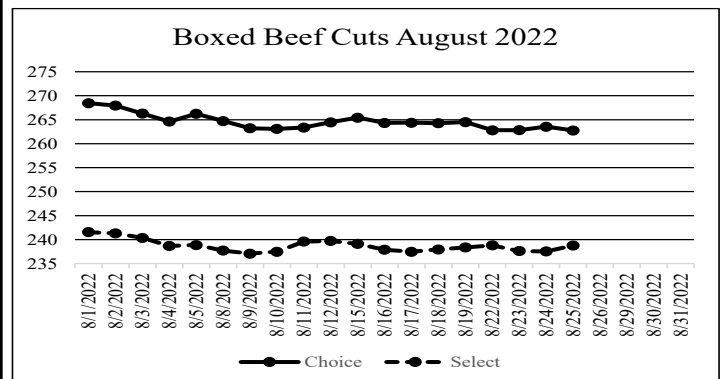
The Weekly Market Summary, as well as historical summaries, are available on our website <https://agmarketnews.mo.gov/summaries>
 Market News Hotline: 1-573-522-9244



*Graph is updated the first Monday of each month.

NATIONAL BOXED BEEF CUTOUT/BOXED BEEF CUTS

<u>DATE</u>	<u>CHOICE</u>	<u>SELECT</u>	<u>TOTAL LOADS</u>
08/22	264.52	238.36	89
08/23	262.80	238.80	152
08/24	262.83	237.62	121
08/25	263.54	237.54	124
08/26	262.76	238.76	101
5 Day Simple Average	263.29	238.22	



WEEKLY LIVESTOCK SLAUGHTER 08/27/22

	<u>CATTLE</u>	<u>HOGS</u>	<u>SHEEP</u>
Week to Date:	678,000	2,393,000	32,000
Last Week:	661,000	2,395,000	33,000
Last Year:	653,000	2,431,000	34,000

SOUTHWEST MISSOURI WEEKLY SUMMARY

(Joplin and Springfield)

Receipts: 7018 Week ago: 6976 Year ago: 6236

Compared to last week, steers 4.00 to 7.00 higher and heifers 3.00 to 6.00 higher. Slaughter cows early week steady to 2.00 lower, late week cows steady to 2.00 higher. Slaughter bulls steady to 2.00 higher.

FEEDER STEERS:
Medium and Large 1

300-400 lbs.	209.00-234.00
400-500 lbs.	205.00-226.00
500-600 lbs.	196.00-211.00
600-700 lbs.	189.00-208.00
700-750 lbs.	174.00-196.00
800-900 lbs.	170.00-178.00
Pkg 937 lbs.	160.00

FEEDER HEIFERS:
Medium and Large 1

300-400 lbs.	182.00-201.00
400-500 lbs.	172.00-195.00
500-600 lbs.	166.00-188.00
600-700 lbs.	160.00-182.00
700-800 lbs.	154.50-173.75
800-850 lbs.	

FEEDER HOLSTEIN STEERS
Large 3

500-600 lbs.	127.00-135.00
600-700 lbs.	124.00-134.00
700-750 lbs.	120.00-133.00
800-900 lbs.	

SLAUGHTER COWS: Breaking and Boning (70-85% lean) 73.50-90.00, high dressing 84.00-97.00; low dressing 67.50-78.00. Lean (85-90%) 65.00-79.50

SLAUGHTER BULLS: Yield Grade 1-2 1195-2380 lbs. 95.00-114.50; high dressing 114.00-130.00; low dressing 80.00-99.00

BRED COWS: Medium and Large 1 pkg 2-8 yrs 1232 lbs 2nd to 3rd stage 1575.00. Medium and Large 1-2 2-8 yrs 920-1390 lbs 2nd to 3rd stage 925.00-1300.00, 1st stage 825.00-1075.00; over 8 yrs 972-1180 lbs 1st to 3rd stage 900.00-1000.00 per head

COW & CALF PAIRS: Medium and Large 1-2 1020-1368 lbs some rebred 1st stage with 150 lbs to over 300 lb calves 1300.00-1425.00 per pair

BRED HEIFERS: Medium and Large 1-2 640-1005 lbs 2nd to 3rd stage 760.00-1550.00 per head

SOUTH CENTRAL MISSOURI WEEKLY SUMMARY

(West Plains)

Receipts: 3228 Week ago: 2712 Year Ago: 2289

Compared to last week, steers under 450 lbs 15.00 to 20.00 higher, heavier weight steer and heifer calves steady to 4.00 higher. Yearlings not well tested, undertones steady to firm. The bulk of slaughter cows and bulls 2.00 to 4.00 higher, high dressing bulls 8.00 higher.

FEEDER STEERS:
Medium and Large 1

300-400 lbs.	217.00-230.00
400-500 lbs.	205.00-216.00
500-600 lbs.	200.00-216.00
600-700 lbs.	187.50-203.00
700-800 lbs.	171.00-186.50

FEEDER HEIFERS:
Medium and Large 1

300-400 lbs.	181.00-187.50
400-500 lbs.	177.50-187.00
500-600 lbs.	174.00-187.75
600-700 lbs.	170.00-175.00
22 hd 738 lbs.	165.75
15 hd 857 lbs.	157.00

FEEDER HOLSTEIN STEERS
Large 3

Scarce Scarce

SLAUGHTER COWS: Breaking and Boning (70-85% lean) 80.00-92.50, high dressing 89.00-110.00; low dressing 64.00-81.00. Lean (85-90%) 67.00-79.00

SLAUGHTER BULLS: Yield Grade 1-2 1155-2345 lbs. 100.00-114.00; high dressing 114.00-136.00; low dressing 81.00-100.00

BRED COWS: Medium and Large 1-2 2-8 yrs 950-1330 lbs 2nd to 3rd stage 1000.00-1300.00. Medium and Large 2 2-8 yrs 885-1140 lbs 1st to 3rd stage 700.00-950.00 per head

COW & CALF PAIRS: Medium and Large 1-2 few 2-8 yrs 945-1150 lbs with 150-300 lb calves 1300.00-1350.00 per pair

BRED HEIFERS: Medium and Large 1-2 pkg 925 lbs 1st to 3rd stage 1150.00 per head

WEST CENTRAL MISSOURI WEEKLY SUMMARY

(Kingsville, Windsor, Butler)

Receipts: 3394 Week ago: 3404 Year ago: 2635

Compared to last week, steers and heifers steady to 4.00 higher, except calves under 500 lbs selling 5.00 to 10.00 higher. Slaughter cows mostly steady, but spots uneven from 3.00 lower to 2.00 higher.

FEEDER STEERS:
Medium and Large 1

400-500 lbs.	208.00-238.50
500-600 lbs.	200.50-226.00
600-700 lbs.	185.00-213.00
700-800 lbs.	171.00-190.75
800-900 lbs.	166.00-179.60
58 hd 921 lbs.	172.85

FEEDER HEIFERS:
Medium and Large 1

400-500 lbs.	187.00-213.00
500-600 lbs.	170.00-195.00
600-700 lbs.	162.00-188.25
700-800 lbs.	163.00-180.35
800-900 lbs.	155.50-171.75
20 hd 979 lbs.	146.00

SLAUGHTER BULLS: Yield Grade 1-2 1195-2155 lbs 106.00-122.00; high dressing 119.00-134.00; low dressing 94.00-106.00

SLAUGHTER COWS: Breaking and Boning (70-85% lean) 75.00-95.50, high dressing 85.00-100.00. Lean (85-90%) 70.00-83.50

BRED COWS: Medium and Large 1 5-8 yrs 1208-1315 lbs 3rd stage 1400.00-1700.00; over 5 yrs 1177-1360 lbs 2nd to 3rd stage 1175.00-1300.00 per head

COW & CALF PAIRS: Medium and Large 1-2 pkg 5-8 yrs 1075 lbs with 150-300 lb calves 1850.00 per pair

NORTHEAST MISSOURI WEEKLY SUMMARY

(Bowling Green, Kingdom City, Palmyra)

Receipts: 4064 Week ago: 1602 Year ago: 3116

Compared to last week, steers and heifers firm to higher undertone when compared to last week's light receipts. Slaughter cows steady to 4.00 higher.

FEEDER STEERS:
Medium and Large 1

400-500 lbs.	210.00-235.00
500-600 lbs.	205.00-225.50
600-700 lbs.	191.25-214.00
700-800 lbs.	181.00-190.50

FEEDER HEIFERS:
Medium and Large 1

400-500 lbs.	196.00-213.00
500-600 lbs.	178.00-203.00
600-700 lbs.	175.00-188.00
700-800 lbs.	167.50-180.50

SLAUGHTER BULLS: Yield Grade 1-2 1380-2450 lbs 105.00-115.50; high dressing 116.00-128.00; low dressing 93.00-103.50

SLAUGHTER COWS: Breaking and Boning, (70-85% lean) 85.00-95.75; high dressing 91.00-106.00; low dressing 74.00-89.50. Lean (85-90%) 76.00-89.00

SLAUGHTER STEERS: Choice and Prime 2-3 152.50-156.00. Choice 2-3 145.00-154.50. Select and Choice 2-3 151.00

BRED COWS: Scarce

SLAUGHTER HEIFERS: Choice and Prime 2-3 153.50-154.00. Choice 2-3 148.00-150.50

COW & CALF PAIRS: Scarce

NORTH CENTRAL MISSOURI WEEKLY SUMMARY

(Macon, Unionville, Green City, New Cambria)

Receipts: 1422 Week ago: 1210 Year ago: 2328

Compared to the recent sales, steers and heifers sharply higher. Slaughter cows steady to 2.00 higher, spots up to 5.00 higher.

*Sale barns on a summer schedule and may not have a sale each week.

FEEDER STEERS:
Medium and Large 1

400-500 lbs.	224.00-246.00
500-600 lbs.	197.50-225.00
600-700 lbs.	195.00-216.00
700-750 lbs.	192.00-199.00
800-850 lbs.	177.25-187.00

FEEDER HEIFERS:
Medium and Large 1

400-500 lbs.	183.50-199.50
500-600 lbs.	184.50-191.50
600-700 lbs.	180.00-185.00

SLAUGHTER BULLS: Yield Grade 1-2 1475-2305 lbs 108.00-116.00, high dressing 90.00-124.00

SLAUGHTER COWS: Breaking and Boning, (70-85% lean) 77.00-90.00; high dressing 88.00-103.00. Lean (85-90%) 65.00-85.50

BRED COWS: Medium and Large 1 2-4 yrs 1289-1323 lbs 3rd stage 2475.00-2500.00; 2-8 yrs 1150-1600 lbs 2nd to 3rd stage 1500.00-2125.00; 5-8 yrs 1200-1315 lbs 3rd stage 1750.00-1800.00 per head

COW & CALF PAIRS: Medium and Large 1-2 2-4 yrs pkg 1150 lbs with 150-300 lb calves 1950.00; 2-8 yrs 1150-1250 lbs with 150-300 lb calves 1650.00-1700.00 per pair

SOUTHEAST MISSOURI WEEKLY SUMMARY

(Jackson and Farmington)

Receipts: 1451 Week ago: 1388 Year ago: 883
 Compared to last week, steers and heifers steady to 10.00 higher.
 Slaughter cows and bulls steady.

FEEDER STEERS:

Medium and Large 1

300-400 lbs.	197.50-224.00
400-500 lbs.	188.00-212.00
500-600 lbs.	182.00-197.00
600-700 lbs.	175.00-195.00
700-800 lbs.	160.00-186.25

FEEDER HEIFERS:

Medium and Large 1

300-400 lbs.	167.50-187.00
400-500 lbs.	161.00-190.00
500-600 lbs.	159.00-185.00
600-700 lbs.	144.00-175.00
700-750 lbs.	140.00-166.00

SLAUGHTER BULLS: Yield
 Grade 1-2 1005-2090 lbs. 75.00-107.00, high dressing 110.00-125.50

SLAUGHTER COWS: Breaking and Boning (75-85% lean) 70.00-87.00; high dressing 85.00-94.50. Lean (85-90% lean) 50.00-69.00

BRED COWS: Medium and Large 2 2-8 yrs 1060-1370 lbs 1st to 3rd stage 885.00-1300.00 per head

COW & CALF PAIRS: Medium and Large 2 2-8 yrs 1000-1100 lbs with baby to 300 lb calves 1000.00-1450.00 per pair

EAST CENTRAL MISSOURI WEEKLY SUMMARY

(Cuba, Vienna)

Receipts: 1632 Week ago: 1585 Year ago: 462
 Compared to last week, feeders sold 2.00 to 12.00 higher. Slaughter cows steady.

FEEDER STEERS:

Medium and Large 1

400-500 lbs.	214.00-235.00
500-600 lbs.	204.00-220.00
600-700 lbs.	184.00-211.50
700-800 lbs.	180.00-190.00
Pkg 850 lbs.	181.50

FEEDER HEIFERS:

Medium and Large 1

400-500 lbs.	202.00-215.00
500-600 lbs.	187.00-209.00
600-700 lbs.	175.00-188.00
Few 700-750 lbs.	164.00-167.00

SLAUGHTER BULLS: Yield
 Grade 1-2 1600-2100 lbs 104.00-111.75; high dressing 123.00-130.00

SLAUGHTER COWS: Breaking and Boning, (70-85% lean) 82.50-89.50; high dressing 89.00-95.00; low dressing couple 80.00-81.00. Lean (85-90%) 72.50-82.00

BRED COWS: Medium and Large 1 2-4 yrs 1010-1125 lbs 2nd to 3rd stage 1300.00-1325.00; over 5 yrs 1315-1455 lbs 2nd to 3rd stage 1210.00-1325.00 per head

COW & CALF PAIRS: Medium and Large 1-2 2-8 yrs 850-1000 lbs with 150-300 lb calves 1275.00-1560.00 per pair

NORTHWEST MISSOURI WEEKLY SUMMARY

(Tina)

Receipts: 2105 Two weeks ago: 1309
 Compared to two weeks ago, steers 6.00 to 8.00 higher, spots 12.00 to 14.00 higher. Heifers 8.00 to 10.00 higher. Slaughter cows 4.00 to 6.00 lower.

FEEDER STEERS:

Medium and Large 1

400-500 lbs.	216.00-223.00
500-600 lbs.	207.00-219.00
600-700 lbs.	175.50-203.25
700-750 lbs.	171.00-187.25

FEEDER HEIFERS:

Medium and Large 1

400-500 lbs.	184.00-191.00
500-600 lbs.	180.00-184.00
600-650 lbs.	171.00-179.50
700-800 lbs.	157.50-169.50

SLAUGHTER BULLS: Yield
 Grade 1-2 1285-2300 lbs 98.00-114.00; high dressing ind 125.00; low dressing ind 90.00

SLAUGHTER COWS: Breaking and Boning, (70-85% lean) 74.00-84.50; high dressing 82.50-99.50. Lean (85-90%) 61.00-70.00

BRED COWS: Medium and Large 1 2-8 yrs 1170-1415 lbs 2nd to 3rd stage 1825.00-2075.00. Medium and Large 1-2 2-8 yrs 1113-1520 lbs 2nd to 3rd stage 1525.00-1850.00 per head

COW & CALF PAIRS: Medium and Large 1 2-8 yrs 1000-1380 lbs with 150 lb to over 300 lb calves 1700.00-2050.00. Medium and Large 1-2 975-1300 lbs with baby to 300 lb calves 1525.00-1700.00 per pair

AFTERNOON NATIONAL SLAUGHTER CATTLE REVIEW 08/26/22

So far for Friday in the Western Cornbelt negotiated cash trading has been limited on light demand. A few live purchases traded at 147.00. In the Southern Plains and Nebraska negotiated cash trading has been mostly inactive with light demand. Not enough purchases in any price range in any region for a full market trend. In the Southern Plains Tuesday was the last reported market with live purchases at 142.00. Wednesday was the last reported market in Nebraska with live and dressed purchases from 145.00-148.00 and from 232.00-233.00, respectively. In the Western Cornbelt Wednesday was the last reported live purchase market with trades from 146.00-148.00. Last week dressed purchases traded at 234.00.

Negotiated Cash Sales:

Confirmed:	2,220	Week Ago:	3,144	Year Ago:	4,552
Week to date:	66,088	Week Ago:	98,397	Year Ago:	51,222

<u>Live Basis</u>	<u>Steers</u>	<u>Heifers</u>
Over 80% Choice	145.00-148.00, avg 146.95	-
65-80% Choice	-	-
35-65% Choice	-	-
0-35% Choice	-	-
Total All Grades	145.00-148.00, avg 146.95	-
<u>Dressed Basis</u>		
Over 80% Choice	230.00	-
65-80% Choice	-	-
35-65% Choice	-	-
0-35% Choice	-	-
Total All Grades	230.00	

WEEKLY COMMODITY FUTURES TRENDS

Compared to last week, :Live Cattle 0.43 to 2.20 lower, Lean Hogs Aug and Oct 1.20 to 2.47 lower, others 0.28 to 0.55 lower, Feeder Cattle 2.55 to 3.65 lower.

Daily Futures Closes

	Mon.	Tues.	Wed.	Thu.	Fri.
Cattle					
Aug	141.22	141.62	141.32	141.10	140.80
Oct	144.50	144.60	143.77	143.65	143.05
Dec	150.52	150.67	150.00	149.90	149.10
Feb	154.95	154.95	154.62	154.67	153.90
Apr	158.27	158.27	158.12	158.32	157.72
Lean Hogs					
Oct	93.97	92.90	90.37	91.10	90.65
Dec	84.47	84.22	82.17	82.62	82.95
Feb	87.70	87.57	85.75	85.92	86.47
Apr	91.50	91.37	89.62	89.75	90.20
May	95.42	95.47	93.70	93.75	93.92
Fdr Cat					
Aug	181.40	180.90	181.22	181.87	—
Sep	184.35	182.45	183.02	184.25	182.20
Oct	186.47	184.45	184.45	185.52	183.40
Nov	188.60	186.42	186.05	187.07	185.17
Jan	189.70	187.45	186.90	187.80	186.15
Milk					
Aug	20.09	20.08	20.06	20.11	20.13
Sep	19.96	20.20	19.92	20.06	20.24
Oct	20.09	20.65	20.35	20.46	20.76

WEEKLY COMMODITY GRAIN FUTURES TRENDS

Compared to last week, Soybeans Sep 1.16 higher, others 0.48 to 0.57 higher, Wheat 0.31 to 0.35 higher, Corn 0.36 to 0.42 higher, KC Wheat 0.32 to 0.38 higher, Soybean Meal 23.90 to 29.40 higher.

Daily Grain Futures Closes

	Mon.	Tues.	Wed.	Thu.	Fri.
Soybeans					
Sep	1527	1566 3/4	1560 3/4	1552 1/2	1605 1/4
Nov	1435 1/4	1461	1457	1431 1/4	1461 1/4
Jan	1442	1466 3/4	1461 3/4	1436 1/4	1465 1/2
Mar	1445	1468 1/2	1461 1/2	1437 3/4	1465
May	1447	1469 1/2	1461 1/2	1438 1/2	1464 3/4
Wheat					
Sep	770 1/2	782 3/4	795	769 3/4	784 3/4
Dec	788 1/4	800 1/2	813 1/4	789	805 1/4
Mar	804 3/4	814 1/4	828 1/2	804 1/2	821 1/2
May	815	827 1/2	837 1/4	813 3/4	830 1/2
Jul	816 1/2	830 1/4	838	814	831 3/4
Corn					
Sep	633 1/2	660	665 3/4	657 1/2	668 3/4
Dec	629	655 1/4	657 1/4	650	664 1/4
Mar	636 1/4	661 1/2	662 3/4	656	669 3/4
May	638 3/4	662 1/2	663	656 3/4	670 1/2
Jul	635 3/4	658 1/2	658 1/2	653	667
KC Wheat					
Sep	865 1/4	882 1/2	896 1/4	869	883 1/4
Dec	866	879	893 1/4	866 1/4	882 1/4
Mar	866 3/4	879	890 3/4	866 1/4	881 1/4
May	866 1/4	878 3/4	888 1/2	865 1/2	881 1/4
Jul	858	870 1/4	877 1/4	854 3/4	872 1/4
SB Meal					
Sep	460.50	468.50	467.70	458.00	478.10
Oct	420.80	431.70	432.80	418.70	434.10
Dec	415.40	427.20	429.30	414.30	428.50
Jan	410.80	422.10	424.90	411.30	423.40
Mar	402.60	412.50	415.70	404.70	415.20

MISSOURI GRAIN WEEKLY TRENDS

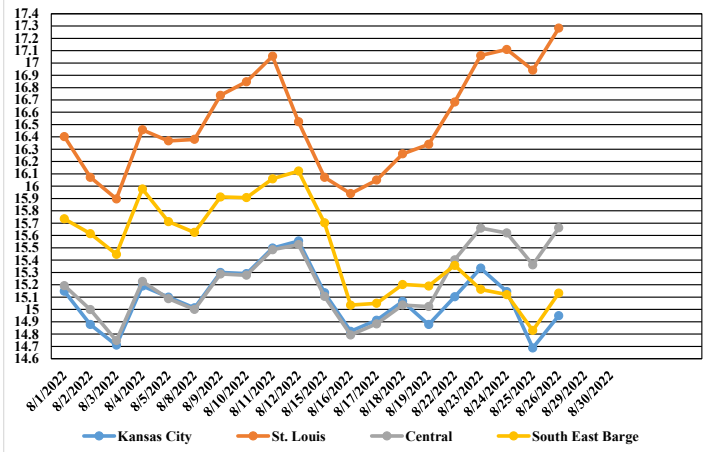
Compared to last week, Soybeans 0.43 lower to 0.97 higher, Wheat 0.32 to 0.36 higher, Corn 0.13 to 0.61 higher, Sorghum 0.41 to 0.86 higher.

Area	#1 Soybeans	#2 Soft Wheat	#2 Corn	#2 Grain Sorghum
Kansas City				
Friday**	14.74-15.14	7.78	7.16-7.26	6.13
Monday	14.85-15.45	7.96	7.29-7.34	6.49
Tuesday	15.11-15.61	8.08	7.55-7.60	6.75
Wednesday	14.97-15.57	8.20	7.46-7.61	6.92
Thursday	14.31-15.31	7.95	7.28-7.43	6.85
Friday	14.46-16.11	8.10	7.39-7.44	6.99
St. Louis				
Friday**	16.34	7.71-7.83	6.96	5.86-6.23
Monday	16.68	7.89-8.01	7.07	5.94-6.29
Tuesday	17.06	7.83-8.08	7.38	6.20-6.55
Wednesday	17.11	7.95-8.20	7.48	6.26-6.57
Thursday	16.94	7.70-7.95	7.43	6.18-6.50
Friday	17.28	8.00-8.10	7.57	6.29-6.64
Central				
Friday**	14.99-15.04	7.43	7.11-7.31	---
Monday	15.30-15.45	7.21-7.61	7.19-7.39	---
Tuesday	15.56-15.71	7.33-7.73	7.45-7.65	---
Wednesday	15.52-15.67	7.45-7.85	7.51-7.71	---
Thursday	15.26-15.41	7.20-7.60	7.43-7.63	---
Friday	15.56-15.71	7.35-7.75	7.54-7.74	---
S.E. MO				
Friday**	15.14-15.24	7.41-7.43	6.70-6.71	---
Monday	15.26-15.45	7.36-7.61	6.48-6.79	---
Tuesday	15.11-15.21	7.48-7.73	6.74-7.10	---
Wednesday	15.07-15.17	7.60-7.85	6.81-7.16	---
Thursday	14.76-14.91	7.35-7.60	6.78-7.08	---
Friday	15.07-15.21	7.50-7.75	6.89-7.19	---

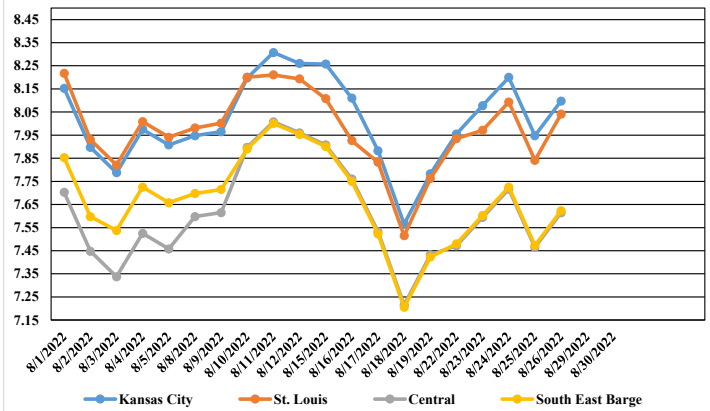
(PRICES PER BUSHEL) *NEW CROP **PREVIOUS WEEK'S PRICES
Most locations not providing cash wheat bids at this time, due to temporary transportation issues.

MONTHLY GRAIN CROP

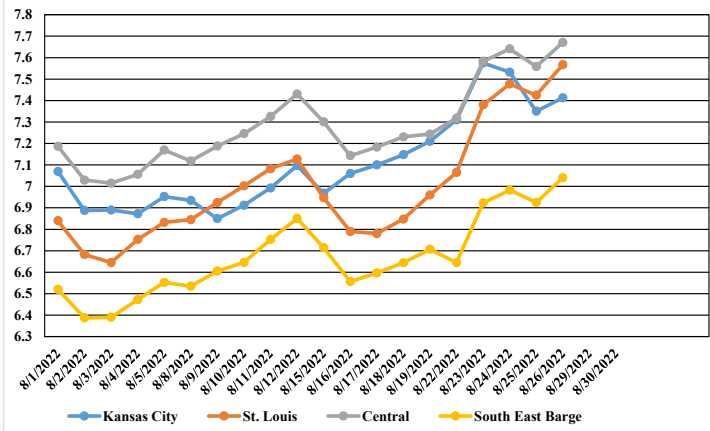
August 2022 Soybean Bids



August 2022 Wheat Bids



August 2022 Corn Bids



*Axis value ranges may be updated to reflect data points.

WHOLESALE FEEDSTUFFS PRICES 08/26/22
(DOLLARS PER TON-BULK BASIS)

Area	Soybean Hulls - Pellets	Cottonseed Meal 41%	Corn Gluten Pellets 21%	Wheat Middlings
Kansas City	295.00	N/A	277.50	260.00
St. Louis	N/A	N/A	280.00	237.50

LIVESTOCK SLAUGHTER

Red Meat Production Down 3 Percent from Last Year

Commercial red meat production for the United States totaled 4.23 billion pounds in July, down 3 percent from the 4.38 billion pounds produced in July 2021.

Beef production, at 2.25 billion pounds, was 3 percent below the previous year. Cattle slaughter totaled 2.78 million head, down 2 percent from July 2021. The average live weight was down 8 pounds from the previous year, at 1,341 pounds.

Veal production totaled 4.1 million pounds, 5 percent above July a year ago. Calf slaughter totaled 29,500 head, down 12 percent from July 2021. The average live weight was up 38 pounds from last year, at 243 pounds.

Pork production totaled 1.97 billion pounds, down 4 percent from the previous year. Hog slaughter totaled 9.31 million head, down 5 percent from July 2021. The average live weight was up 3 pounds from the previous year, at 284 pounds.

Lamb and mutton production, at 10.3 million pounds, was down 5 percent from July 2021. Sheep slaughter totaled 163,300 head, 14 percent below last year. The average live weight was 126 pounds, up 11 pounds from July a year ago.

January to July 2022 commercial red meat production was 32.0 billion pounds, down 1 percent from 2021. Accumulated beef production was up 1 percent from last year, veal was up 4 percent, pork was down 3 percent from last year, and lamb and mutton production was down 7 percent.

COLD STORAGE

July 2022 Highlights

Total natural cheese stocks in refrigerated warehouses on July 31, 2022 were up 1 percent from the previous month and up 5 percent from July 31, 2021.

Butter stocks were down 5 percent from last month and down 21 percent from a year ago.

Total frozen poultry supplies on July 31, 2022 were up 5 percent from the previous month and up 6 percent from a year ago. Total stocks of chicken were up 6 percent from the previous month and up 12 percent from last year. Total pounds of turkey in freezers were up 3 percent from last month but down 3 percent from July 31, 2021.

Total frozen fruit stocks were up 22 percent from last month but down 2 percent from a year ago.

Total frozen vegetable stocks were up 10 percent from last month but down slightly from a year ago. Total red meat supplies in freezers were down 1 percent from the previous month but up 23 percent from last year. Total pounds of beef in freezers were down 1 percent from the previous month but up 27 percent from last year. Frozen pork supplies were down 2 percent from the previous month but up 20 percent from last year. Stocks of pork bellies were down 20 percent from last month but up 53 percent from last year.

MISSOURI WEEKLY HAY SUMMARY 08/25/22

Drought conditions in the state have much improved according to the latest drought monitor. There are still dry areas and still some recovery to be made but conditions and attitudes are no doubt way better than they were a month ago. Many are seeing pastures and hay fields showing some life again and even some hopes of some fall hay in areas, which would be a big win given the overall lower supplies that were made this spring due to the late start of the growing season and fact that many have had to already feed some of that hay. Hay supplies are light to moderate. Hay movement is moderate, demand is moderate to good and prices are steady to firm. Missouri Department of Agriculture has a hay directory visit <http://mda.mo.gov/abd/haydirectory/>. For listings of hay: <http://agebb.missouri.edu/haylst/>

Alfalfa - Supreme 250.00-300.00, small square 10.00-15.00 per bale

Alfalfa - Premium 180.00-250.00

Alfalfa - Good 150.00-180.00, small square 5.00-9.00 per bale

Alfalfa - Fair 125.00-150.00

Alfalfa/grass mix - Good/Premium small square 5.00-9.00 per bale

Mixed grass - Good/Premium 125.00-175.00

Mixed grass - Fair/Good 100.00-150.00, small square 5.00-8.00 per bale

Mixed grass - Fair 50.00-85.00 per large round bale

Wheat straw - 4.00-7.00 per small square bale

Please Note: The above volumes (tonnage, acres, and bales) listed on this USDA LPGMN report are for confirmed trades only, it does not include estimated volume (tonnage) for bids or offers to the trade.

The current hay directory can be found at:

<https://apps.mda.mo.gov/HayDirectory>.

List your hay for sale at:

<https://agmarketnews.mo.gov/hay-directory/hay-listing-online-form#no-back>

MISSOURI WEEKLY SHEEP/GOAT AUCTION SUMMARY

Receipts: 1820 Week Ago: 685 Last Year: 1919

All prices CWT unless otherwise noted.

SHEEP: Feeder Lambs: Small and Medium 1-2 pkg 43 lbs 180.00. Hair Small and Medium 1-2 30-40 lbs 340.00-345.00; 40-50 lbs 300.00-365.00. Small and Medium 2 pkg 40 lbs 260.00. Slaughter lambs woolled and shorn Choice and Prime 1-3 50-60 lbs 245.00-267.50; pkg 75 lbs 180.00. Hair Choice and Prime 1-3 40-50 lbs 270.00-295.00; 50-60 lbs 240.00-285.00; 60-70 lbs 210.00-262.50; 70-80 lbs 242.50-255.00; pkg 88 lbs 200.00. Choice 1-3 pkg 47 lbs 200.00; 50-60 lbs 207.50-235.00; 60-80 lbs 160.00-191.00; 80-90 lbs 148.00-170.00; pkg 133 lbs 119.00. Good 1-2 80-90 lbs 117.50-130.00; 90-100 lbs 127.50-131.00; 110-115 lbs 112.50-130.00. Slaughter ewes Utility and Good 1-3 125-130 lbs 90.00-105.00. Hair Good 2-3 pkg 116 lbs 177.50. Utility and Good 1-3 pkg 112 lbs 110.00; 150-180 lbs 120.00-125.00. Cull and Utility 1-2 pkg 99 lbs 92.00; pkg 150 lbs 84.00. Hair bucks 1-2 100-155 lbs 100.00-115.00. Replacement ewes hair Small and Medium 1-2 yearlings pkg 101 lbs exposed 295.00; 30-40 lbs open 370.00-395.00; 1-2 yrs pkg 130 lbs exposed 177.00; 2-4 yrs 100-115 lbs exposed 240.00-275.00. Small and Medium 1-2 yearlings 50-90 lbs mostly open 170.00-290.00 per head; 2-4 yrs lot 90 lbs exposed 365.00 per head; pkg 110 lbs exposed 170.00 per head; 4-6 yrs 90-110 lbs exposed 155.00-165.00 per head. Hair bucks 1-2 yearlings pkg 95 lbs 260.00-275.00 per head; 135-145 lbs 400.00-600.00 per head.

GOATS: Feeder kids Selection 1 35-50 lbs 315.00-367.50, replacements 400.00. Selection 2 20-30 lbs 275.00-302.00; 30-50 lbs 200.00-285.00. Selection 3 pkg 21 lbs 215.00; 35-50 lbs 150.00-185.00. Wether kids Selection 1 pkg 47 lbs 332.50. Slaughter kids Selection 1 50-65 lbs 300.00. Selection 2 50-75 lbs 217.50-280.00; 85-100 lbs 200.00-210.00. Selection 3 50-65 lbs 212.00-215.00. Slaughter nannies/does Selection 1-2 45-55 lbs pygmies 167.50-220.00; 70-80 lbs 160.00-205.00; pkg 110 lbs 100.00. Selection 1-2 80-95 lbs 125.00-195.00 per head. Slaughter bucks/billies Selection 1-2 50-65 lbs pygmies 160.00-220.00; pkg 81 lbs 182.50; 80-90 lbs pygmies 170.00-200.00; pkg 120 lbs 202.50. Wethers Selection 1-2 55-85 lbs 230.00-250.00. Wether kids Selection 2 55-75 lbs 230.00-262.50. Replacement nannies/does yearlings pkg 35 lbs 185.00 per head. Selection 1-2 1-2 yrs pkg 78 lbs exposed 340.00 per head; 85 lbs exposed 195.00 per head; 2-4 yrs pkg 75 lbs exposed 165.00 per head; 80-100 lbs exposed 200.00-260.00 per head. Bucks/billies Selection 1-2 yearlings pkg 85 lbs 210.00 per head.

Explanatory Notes: Stage - Represents estimated lambing/kidding period (Open, Exposed, Bred, Fall = Sep-Nov, Win = Dec-Feb, Spr = Mar-May, Sum=Jun-Aug)

NATIONAL DIRECT DELIVERED FEEDER PIG REPORT

08/26/22 Receipts: 57,922 Week ago: 72,768 Year Ago: 119,440
Early weaned pigs 3.00 per head lower, with most drop late in the week.
All feeder pigs 4.00 per head lower, mostly lower late in the week.

Early weaned pigs 10-12 lbs. basis: Formula 22,364 head 38.34-50.88, weighted average 43.80. Cash 25,354 head 20.00-46.00, weighted average 38.80
Feeder pigs 40 pounds basis: Cash 10,204 head 50.00-71.00, weighted average 63.70

NATIONAL DAILY DIRECT PRIOR DAY HOG REPORTS FOR 08/26/22

BARROWS AND GILTS (Carcass Basis): 5,704 head
Base Carcass Price, 100.00-132.00, weighted average 117.51

SOWS (Live Basis): 6,652 head
300-500 lbs. 40.00-95.00
Over 500 lbs. 70.59-95.00

MISSOURI WEEKLY DIRECT SLAUGHTER CATTLE REPORT 08/26/22

Weekly Receipts: 320 Week ago: 360 Year ago: 320
Trading as of Friday morning: light to moderate with flat dressed sales mostly 1.00 higher and grid dressed sales inactive.

LIVE STEERS & HEIFERS: **DRESSED STEERS & HEIFERS:**
No sales reported 8 loads flat Tue 233.00

GRADE AND WEIGHT (Grid): no sales reported

Click here for the current [National Crop Progress](#)

Click here for the current [Missouri Crop Progress](#)