

Weekly Market Summary

Published by:
Missouri Department of Agriculture
Ag Business Development Division
Market News Program



Chris Chinn, Director
 Jill Wood, Division Director
 Tony Hancock, Editor
<http://www.ams.usda.gov/marketnews.htm>
<http://www.ams.usda.gov/marketnews.htm>

Michael L. Parson, Governor

Volume XLII, Number 48 ♦ P.O. Box 630, Jefferson City, MO 65102 ♦ (573) 751-4211 ♦ Monday, December 5, 2022

MISSOURI WEEKLY FEEDER CATTLE WEIGHTED AVERAGE REPORT

Receipts: 49,343 Week ago: 26,234 Year ago: 49,268

Steers and Heifers Medium and Large 1—Weighted average weights and prices

STEERS: Medium and Large 1

HEIFERS: Medium and Large 1

334 lbs. 211.21	525 lbs. 201.03	721 lbs. 177.24	920 lbs. 170.29	330 lbs. 182.72	522 lbs. 175.28	712 lbs. 171.60
373 lbs. 219.49	574 lbs. 196.42	776 lbs. 178.70	968 lbs. 168.20	382 lbs. 185.63	573 lbs. 172.69	772 lbs. 170.80
425 lbs. 218.40	623 lbs. 184.67	829 lbs. 175.85	1075 lbs. 149.50	426 lbs. 180.38	622 lbs. 169.14	841 lbs. 156.31
475 lbs. 212.99	672 lbs. 181.16	875 lbs. 177.53		474 lbs. 178.37	671 lbs. 170.17	860 lbs. 163.11

Missouri Steer (Heifer) Stocker Formula for 12/05/2022

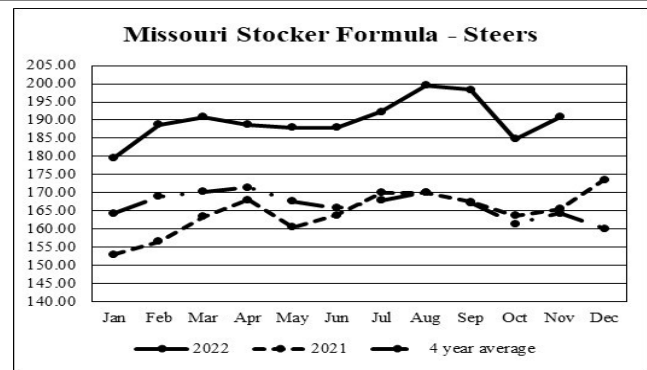
Monday's Missouri Stocker Formula consists of **11,889 (10,765)** head with a weighted average weight of **553.16 (535.82)** lbs. and a price value of **191.63 (169.51)**, 4.17 lower (0.79 lower) than last Monday.

This a rolling seven day calculated weighted value which combines all Feeder Steers reported by MDA/USDA Market News Service weighing from 400-649 lbs. in the Medium and Large 1 and Medium and Large 1-2 frame and muscle classifications, including all comment cattle except Brahman X. Heifer values are in parentheses.

Missouri Weekly Cattle Auction Summary 12/05/2022

Compared to the two weeks ago, feeder steers and heifers sold steady to 3.00 higher. Markets didn't see the extreme tops from last week, but most sales last week were special sales and weren't the same kind of cattle in most cases. The supply of feeders was heavy with most sales running well into the night as several reporters noting the offering was made up of many smaller drafts of cattle than what has been seen for several weeks, making buyers work a bit more to put together loads. Demand for cattle is good and colder weather has buyers being slightly less picky about health programs and weaning, but that isn't to say they don't still welcome or aren't willing to pay for that extra work. Time is running out for marketing opportunities this calendar year and early indications from a few barns is that this week will be another big one and if history follows suit numbers will taper off after that until the new calendar year. After the incredible week last week it was a bit harder to see highlights this week perhaps unfairly so as several sales would have been considered just that a couple of weeks ago but once again last week's markets just aren't apples to apples comparisons. That being said one sale that did stick out this week was a 122 head draft of steers tagged as thin which sold on Tuesday at Kingsville Livestock Market for 190.10. A couple of replacement cow sales reinforced an increased in demand for replacements as so many mamma cows left production this year. Quality bred heifers are easily passing the 2000.00 mark now. Boxed beef cutouts were lower this week which is typical for this time of year. Choice was down 1.90 and closed at 249.93, select closed an even 10.00 lower at 224.56. Negotiated feedlot sales as of Friday afternoon was just over 64K head but sales were reported higher. Live sales were reported mostly from 155.00-159.00, dressed sales

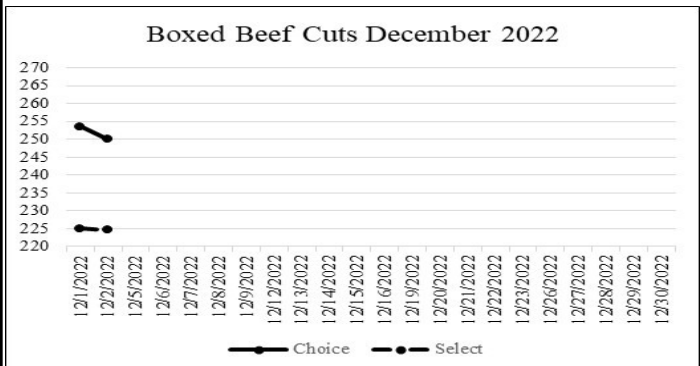
The Weekly Market Summary, as well as historical summaries, are available on our website <https://agmarketnews.mo.gov/summaries>
 Market News Hotline: 1-573-522-9244



*Graph is updated the first Monday of each month.

NATIONAL BOXED BEEF CUTOUT/BOXED BEEF CUTS

DATE	CHOICE	SELECT	TOTAL LOADS
11/28	254.53	228.53	85
11/29	254.74	225.82	152
11/30	254.88	225.01	190
12/01	253.57	225.00	161
12/02	249.93	224.56	107
5 Day Simple Average	253.53	225.78	



*Axis value ranges may be updated to reflect data points.

WEEKLY LIVESTOCK SLAUGHTER 12/03/22

	CATTLE	HOGS	SHEEP
Week to Date:	663,000	2,590,000	37,000
Last Week:	596,000	2,213,000	29,000
Last Year:	682,000	2,656,000	41,000

SOUTHWEST MISSOURI WEEKLY SUMMARY

(Joplin and Springfield)

Receipts: 20,051 Week ago: 14,003 Year ago:

Compared to last week, steers and heifers mostly steady to 3.00 higher, except some steers over 800 lbs early week steady to 2.00 lower. Slaughter cows unevenly steady from 2.00 lower to 2.00 higher.

FEEDER STEERS:
Medium and Large 1

350-400 lbs.	204.00-232.00
400-500 lbs.	190.00-227.00
500-600 lbs.	180.00-213.00
600-700 lbs.	170.00-193.00
700-800 lbs.	163.00-184.00
800-900 lbs.	164.00-180.00
900-1000 lbs.	169.00-173.50

FEEDER HEIFERS:
Medium and Large 1

300-400 lbs.	170.00-194.00
400-500 lbs.	169.00-191.00
500-600 lbs.	156.50-179.50
600-700 lbs.	149.50-173.00
700-800 lbs.	167.50-173.50
800-900 lbs.	163.00-166.00

FEEDER HOLSTEIN STEERS
Large 3

Scarce

Scarce

SLAUGHTER COWS: Breaking and Boning (70-85% lean) 57.00-76.50; high dressing 66.00-84.00; low dressing 44.00-64.50. Lean (85-90%) 47.00-65.00

SLAUGHTER BULLS: Yield Grade 1-2 1290-2375 lbs. 83.50-98.00; high dressing 97.00-107.00; low dressing 70.00-87.50

COW & CALF PAIRS: Scarce

BRED COWS: Medium and Large 1 2-8 yrs 1080-1265 lbs 2nd to 3rd stage 1250.00-1400.00 per head. Medium and Large 1-2 2-8 yrs 1090-1425 lbs 2nd to 3rd stage 850.00-1275.00, 1st stage 800.00-1000.00 per head

BRED HEIFERS: Medium and Large 1-2 10 hd 780 lbs 2nd to 3rd stage 975.00 per head

SOUTH CENTRAL MISSOURI WEEKLY SUMMARY

(West Plains, Phillipsburg)

Receipts: 10,630 Week ago: 2228 Year Ago: 10,668

Compared to last week, steer and heifer calves 3.00 to 6.00 higher, yearlings lightly tested, undertones steady to firm. Slaughter cows mostly steady to 1.00 higher.

FEEDER STEERS:
Medium and Large 1

300-400 lbs.	209.00-230.00
400-500 lbs.	199.00-232.50
500-600 lbs.	182.00-207.00
600-700 lbs.	169.50-189.50
700-800 lbs.	172.00-185.00
800-900 lbs.	170.00-182.50
24 hd 907	177.00

FEEDER HEIFERS:
Medium and Large 1

300-400 lbs.	179.00-196.00
400-500 lbs.	165.00-184.50
500-600 lbs.	162.00-178.00
600-700 lbs.	154.00-174.00
700-800 lbs.	153.00-167.00
Pkg 843 lbs.	145.50

FEEDER HOLSTEIN STEERS
Large 3

Scarce

SLAUGHTER COWS: Breaking and Boning (70-85% lean) 60.00-76.00; high dressing 70.00-84.00; low dressing 55.00-67.00. Lean (85-90%) 47.50-65.00

SLAUGHTER BULLS: Yield Grade 1-2 1185-2475 lbs. 87.50-101.00; high dressing 102.00-117.00; low dressing 74.00-88.00

COW & CALF PAIRS: Medium and Large 1-2 3 pairs 2-8 yrs 1020 lbs with 150-300 lb calves 1500.00 per pair

BRED COWS: Medium and Large 1-2 2-8 yrs 970-1535 lbs 2nd to 3rd stage 900.00-1475.00, 1st stage 900.00-1100.00; over 8 yrs 1250-1430 lbs 2nd to 3rd stage 760.00-900.00 per head

BRED HEIFERS: Medium and Large 1-2 848-1075 lbs 1st to 3rd stage 900.00-1050.00 per head

WEST CENTRAL MISSOURI WEEKLY SUMMARY

(Kingsville, Windsor, Butler)

Receipts: 8622 Week ago: 1990 Year ago: 8583

Compared to last week, steers under 600 lbs 5.00 to 15.00 higher, over 600 lbs steady to 5.00 higher. Heifers steady to 5.00 higher. Slaughter cows steady to 2.00 lower.

FEEDER STEERS:
Medium and Large 1

400-500 lbs.	202.00-240.25
500-600 lbs.	185.00-224.00
600-700 lbs.	174.50-200.00
700-800 lbs.	171.50-182.00
800-900 lbs.	175.00-181.00
60 hd 970 lbs.	166.00
27 hd 1075 lbs.	149.50

FEEDER HEIFERS:
Medium and Large 1

400-500 lbs.	170.00-199.00
500-600 lbs.	162.00-193.00
600-700 lbs.	156.50-188.50
700-800 lbs.	181.50-184.25
800-900 lbs.	150.00-155.00
Pkg 977 lbs.	151.00

SLAUGHTER BULLS: Yield Grade 1-2 1230-2275 lbs 85.50-104.00; high dressing 103.50-110.00; low dressing 76.00-86.50

SLAUGHTER COWS: Breaking and Boning (70-85% lean) 59.50-75.00; high dressing 67.50-82.00; low dressing 49.50-62.00. Lean (85-90%) 50.00-60.00

BRED COWS: Scarce

COW & CALF PAIRS: Scarce

NORTHEAST MISSOURI WEEKLY SUMMARY

(Bowling Green, Kingdom City, Palmyra)

Receipts: 7612 Week ago: 3069 Year ago: 7249

Compared to last week, steers under 600 lbs higher undertone on last week's light test, over 600 lbs firm to higher undertone. Heifers under 600 lbs sold 5.00-8.00 higher, over 600 lbs higher undertone. Slaughter cows sold steady to firm.

FEEDER STEERS:
Medium and Large 1

300-400 lbs.	213.00-233.00
400-500 lbs.	205.00-231.00
500-600 lbs.	183.50-211.00
600-700 lbs.	178.00-198.00
700-800 lbs.	170.50-185.00
800-900 lbs.	175.25-183.35

FEEDER HEIFERS:
Medium and Large 1

300-400 lbs.	178.00-208.00
400-500 lbs.	174.00-198.00
500-600 lbs.	164.50-182.00
600-700 lbs.	161.00-183.00
11 hd 714 lbs.	160.50
800-900 lbs.	154.75-157.50

SLAUGHTER BULLS: Yield Grade 1-2 1320-2285 lbs 90.00-101.00; high dressing 104.00-109.00; low dressing 75.00-93.00.

SLAUGHTER COWS: Breaking and Boning, (70-85% lean) 65.00-80.00; high dressing 73.00-88.00; low dressing 57.00-72.50. Lean (85-90%) 57.00-69.00

SLAUGHTER STEERS: Choice and Prime 2-3 pkg 157.00. Choice 2-3 151.50-154.00. Select and Choice 1-3 148.00-150.50. Select and Choice 2-3 133.00-146.00. Select 1-2 140.00-145.00

BRED COWS: Medium and Large 1-2 2-4 yrs 955-1200 lbs 2nd stage 1550.00-1625.00, 1st stage 1100.00 -1125.00; 2-8 yrs 965-1470 lbs 2nd to 3rd stage 1325.0-1650.00 per head

SLAUGHTER HEIFERS: Choice and Prime 2-3 156.00-156.50. Select and Choice 2-3 140.00.

COW/CALF PAIRS: Medium and Large 1 2-4 yrs 1050-1350 lbs with 150 to over 300 lb calves 2375.00-2975.00 per pair

NORTH CENTRAL MISSOURI WEEKLY SUMMARY

(Macon, Unionville, Green City, New Cambria)

Receipts: 5510 Week ago: 7971 Year ago: 5094

Compared to two weeks ago, steers and heifers under 700 lbs 5.00 to 10.00 higher, over 700 lbs steady to firm undertone. Slaughter cows uneven, early week steady to firm, late week 2.00 to 5.00 lower.

*Some sale barns on a bi-weekly schedule and may not have a sale each week.

FEEDER STEERS:
Medium and Large 1

400-500 lbs.	209.00-238.50
500-600 lbs.	194.00-225.00
600-700 lbs.	180.25-197.50
700-800 lbs.	178.00-186.85
63 hd 885 lbs.	176.75

FEEDER HEIFERS:
Medium and Large 1

350-400 lbs.	190.50-193.00
400-500 lbs.	182.00-195.50
500-600 lbs.	177.50-199.25
600-700 lbs.	171.50-185.50
700-800 lbs.	170.00-178.25

SLAUGHTER BULLS: Yield Grade 1-2 1400-2015 lbs 90.00-100.00; high dressing 101.50-103.50

SLAUGHTER COWS: Breaking and Boning, (70-85% lean) 62.00-76.00; high dressing 74.00-84.50; low dressing 56.50-68.00. Lean (85-90%) 55.50-68.00

BRED COWS: Medium and Large 1 2-4 yrs 1275 lbs 2nd to 3rd stage 2200.00; 2-8 yrs 1315-1450 lbs 2nd to 3rd stage 1600.00-1750.00; fancy 5-8 yrs 1300-1450 lbs 2nd to 3rd stage 1900.00-2100.00 per head

COW & CALF PAIRS: Medium and Large 1-2 2-8 yrs 1100-1400 lbs some rebred 1st stage with baby to over 300 lb calves 1550.00 -1800.00 per pair

SOUTHEAST MISSOURI WEEKLY SUMMARY

(Jackson and Farmington)

Receipts: 2667 Two Weeks ago: 1745 Year ago: 3627
 Compared to two weeks ago, steers and heifers uneven from 2.00 lower to 11.00 higher. Slaughter cows and bulls steady to 2.00 higher.

FEEDER STEERS:
 Medium and Large 1

300-400 lbs.	175.00-205.00
400-500 lbs.	176.00-202.00
500-600 lbs.	165.00-199.00
600-700 lbs.	158.00-185.00
700-800 lbs.	143.00-165.50
800-900 lbs.	140.00-150.00

FEEDER HEIFERS:
 Medium and Large 1

300-400 lbs.	156.00-180.00
400-500 lbs.	146.00-178.00
500-600 lbs.	145.00-173.00
600-700 lbs.	143.00-170.00
700-800 lbs.	139.00-165.00
800-850 lbs.	151.00-155.00

SLAUGHTER BULLS: Yield Grade 1-2 995-2195 lbs. 75.00-94.00, high dressing 92.50-102.50; low dressing 50.00-58.00.

SLAUGHTER COWS: Breaking and Boning (75-85% lean) 48.00-65.00; high dressing 65.00-78.00; low dressing 45.00-70.00. Lean (85-90% lean) 40.00-55.00

BRED COWS: Medium and Large 2 2-8 yrs 995-1220 lbs 1st to 3rd stage 725.00-985.00; over 8 yrs 1020-1135 lbs 3rd stage 650.00 per head

COW & CALF PAIRS: Medium and Large 2 2-8 yrs 1000-1350 lbs with baby to 300 lb calves 1000.00-1350.00 per pair

EAST CENTRAL MISSOURI WEEKLY SUMMARY

(Cuba, Vienna)

Receipts: 3814 Two Weeks ago: 3448 Year ago: 4432
 Compared to two weeks ago, steers steady to 7.00 higher and heifers steady to 4.00 higher. Slaughter cows steady to 2.00 lower.

FEEDER STEERS:
 Medium and Large 1

350-400 lbs.	200.00-224.00
400-500 lbs.	189.00-218.00
500-600 lbs.	179.00-207.50
600-700 lbs.	167.00-183.50
700-800 lbs.	164.50-172.50
800-900 lbs.	163.00-163.50

FEEDER HEIFERS:
 Medium and Large 1

300-400 lbs.	177.00-194.00
400-500 lbs.	167.00-185.00
500-600 lbs.	160.00-175.50
600-700 lbs.	156.50-172.00
700-800 lbs.	154.00-166.00

SLAUGHTER BULLS: Yield Grade 1-2 1320-2080 lbs 84.50-94.00, high dressing ind 110.00 low dressing 68.00-82.00

SLAUGHTER COWS: Breaking and Boning, (70-85% lean) 64.00-74.50; high dressing 72.50-75.50; low dressing 63.00-64.00. Lean (85-90%) 55.00-63.00

BRED COWS: Medium and Large 1 5-8 yrs 1290-1490 lbs 2nd to 3rd stage 1000.00-1275.00. Medium and Large 1-2 5-8 yrs 957-1300 lbs 2nd stage 850.00-1035.00 per head

COW & CALF PAIRS: Medium and Large 1-2 over 5 yrs 1025-1325 lbs with 150-300 lb calves 1050.00-1500.00 per pair

NORTHWEST MISSOURI WEEKLY SUMMARY

(Tina) (w/e 11/26/22)

Receipts: 1960 Two weeks ago: 1664
 Compared to two weeks ago, steer calves 2.00-4.00 lower, yearlings 2.00-4.00 higher, heifers sold 8.00-10.00 lower on a much lighter supply. Slaughter cows sold 2.00-4.00 lower. Tina also held their monthly special cow sale this week.

FEEDER STEERS:
 Medium and Large 1

400-500 lbs.	201.00-226.00
500-600 lbs.	185.00-200.50
600-700 lbs.	170.00-190.00
700-800 lbs.	169.00-182.50
Load 866 lbs.	170.00

FEEDER HEIFERS:
 Medium and Large 1

400-500 lbs.	166.00-175.50
500-600 lbs.	152.00-175.50
600-700 lbs.	155.00-177.25
700-800 lbs.	144.00-156.00

SLAUGHTER BULLS: Yield Grade 1-2 few 1350-2000 lbs 85.00-93.00, low dressing 63.50-77.00

SLAUGHTER COWS: Breaking and Boning, (70-85% lean) 52.00-72.50; high dressing 66.50-83.00. Lean (85-90%) 43.50-53.00

BRED COWS: Medium and Large 1 2-8 yrs 1050-1475 lbs. 2nd and 3rd stage 1600.00-1875.00 per head

COW & CALF PAIRS: Medium and Large 1 pkg 2-4 yrs 990 lbs baby to 150 lb calves 2600.00, 2-8 yrs 1250-1300 lbs 1700.00-1950.00 per pair

AFTERNOON NATIONAL SLAUGHTER CATTLE REVIEW 12/02/22

So far for Friday in Nebraska and Western Cornbelt negotiated cash trading has been limited on light demand. In both regions a few live purchases traded at 157.00, and in Nebraska, a few dressed purchases traded at 248.00. However, not enough purchases for a full market trend. Thursday was the last reported market in these regions. In Nebraska live purchases traded 157.00-159.00 and dressed purchases traded at 249.00. In the Western Cornbelt live purchases traded from 157.00- 158.00 and dressed purchases traded at 249.00. In Colorado negotiated cash trading has been limited on light demand. A few live purchases traded steady at 157.00, when compared to the last reported market on Thursday. In the Southern Plains negotiated cash trading has been mostly inactive on light demand. Not enough purchases for a market trend. In the Southern Plains Wednesday was the last reported market with live purchases at 155.00.

Negotiated Cash Sales:					
Confirmed:	8,418	Week Ago:	605	Year Ago:	4,889
Week to date:	64,219	Week Ago:	94,118	Year Ago:	109,953

Live Basis	Steers	Heifers
Over 80% Choice	154.00-159.00, avg 157.22	157.00-158.00, avg 157.05
65-80% Choice	-	-
35-65% Choice	-	-
0-35% Choice	-	-
Total All Grades	154.00-159.00, avg 157.22	157.00-158.00, avg 157.05
Dressed Basis		
Over 80% Choice	247.00-249.00, avg 248.04	248.00
65-80% Choice	-	-
35-65% Choice	-	-
0-35% Choice	-	-
Total All Grades	247.00-249.00, avg 248.04	248.00

WEEKLY COMMODITY FUTURES TRENDS

Compared to last week, Live Cattle 0.28 to 0.92 higher, Lean Hogs Dec 1.35 lower, others 1.38 to 1.92 higher, Feeder Cattle 2.75 to 4.15 higher.

Daily Futures Closes

	Mon.	Tues.	Wed.	Thu.	Fri.
Cattle					
Dec	152.57	152.67	153.07	153.05	153.35
Feb	154.67	154.80	155.67	155.42	155.87
Apr	158.45	158.57	159.27	159.25	159.57
Jun	155.02	155.30	155.57	155.72	156.20
Aug	155.15	155.40	155.90	156.00	156.37
Lean Hogs					
Dec	80.60	81.07	82.90	83.12	82.42
Feb	84.75	84.15	85.35	89.20	90.42
Apr	90.50	89.75	90.65	94.25	95.82
May	95.25	95.00	95.40	98.97	100.00
Jun	102.45	102.10	102.87	106.17	106.87
Fdr Cat					
Jan	176.87	178.00	180.47	181.07	182.45
Mar	180.60	181.17	183.45	184.30	185.27
Apr	184.40	184.85	186.80	187.80	188.62
May	187.55	187.97	189.77	190.85	191.57
Aug	198.27	198.35	200.40	200.97	201.67
Milk					
Nov	21.03	21.04			
Dec	20.17	19.85	19.83	20.20	20.29
Jan	20.02	19.61	19.42	20.03	20.00

WEEKLY COMMODITY GRAIN FUTURES TRENDS

Compared to last week, Soybeans 0.02 to 0.05 higher, Wheat 0.31 to 0.39 lower, Corn 0.14 to 0.33 lower, KC Wheat 0.32 to 0.42 lower, Soybean Meal 15.70 to 19.40 higher.

Daily Grain Futures Closes

	Mon.	Tues.	Wed.	Thu.	Fri.
Soybeans					
Jan	1457 1/4	1459 1/2	1469 1/2	1429 3/4	1438 1/2
Mar	1462 3/4	1466	1475 1/2	1436 3/4	1446 1/2
May	1470	1474	1482 3/4	1444 1/2	1454
Jul	1473 1/4	1478 1/4	1486	1448 1/2	1458 1/2
Aug	1454 3/4	1459 1/4	1465 3/4	1430 1/2	1441
Wheat					
Dec	756 3/4	757 3/4	771 1/2	758 3/4	737 1/4
Mar	780 3/4	781 1/2	795 1/2	783	761
May	792 1/4	792 1/2	806	795 1/4	773 1/4
Jul	797 1/4	797	808 3/4	800 1/2	779 3/4
Sep	805 1/4	804 1/2	815	808 1/4	788 3/4
Corn					
Dec	668 3/4	665 3/4	662	650	635
Mar	671 1/4	669 1/2	667	660 1/2	646 1/4
May	669 3/4	668	665 1/4	659 1/4	647 1/4
Jul	664 1/2	662 3/4	659 3/4	654	644 1/4
Sep	621 1/2	622 1/4	618 1/4	615	608 1/2
KC Wheat					
Dec	904 3/4	901	913 1/4	903	882
Mar	895	887	899 3/4	890 1/4	870 3/4
May	889	880 1/4	893	884 3/4	865 1/4
Jul	879 1/2	871 3/4	883 3/4	877 1/2	859
Sep	878 3/4	871	882 3/4	877 3/4	860 3/4
SB Meal					
Dec	413.60	408.50	417.70	420.90	424.50
Jan	411.70	407.60	417.80	421.60	424.10
Mar	409.30	406.40	416.00	419.70	422.80
May	406.90	404.70	413.30	417.50	420.80
Jul	406.00	404.20	411.90	416.30	420.00

MISSOURI GRAIN WEEKLY TRENDS

Compared to last week's report from Wednesday, Soybeans 0.07 lower to 0.07 higher, Wheat 0.42 to 0.53 lower, Corn 0.12 to 0.31 lower, Sorghum 0.02 to 0.28 lower.

Area	#1 Soybeans	#2 Soft Wheat	#2 Corn	#2 Grain Sorghum
Kansas City				
Friday**	Holiday			
Monday	15.07-15.37	7.87	7.19-7.34	6.74
Tuesday	15.10-15.40	7.88	7.16-7.31	6.71
Wednesday	15.20-15.50	8.02	7.12-7.29	6.67
Thursday	14.80-15.10	8.03	7.06-7.23	6.55
Friday	14.89-15.19	7.81	6.91-7.08	6.40
St. Louis				
Friday**	Holiday			
Monday	15.02	7.07-7.67	7.01-7.02	6.59
Tuesday	15.05-15.07	7.08-7.68	6.98-6.99	6.76
Wednesday	15.10-15.15	7.22-7.82	6.92	6.72
Thursday	14.67-14.68	7.18-7.69	6.86	6.25-6.66
Friday	14.74-14.77	6.96-7.47	6.64-6.67	6.10-6.51
Central				
Friday**	Holiday			
Monday	14.92-15.02	7.37	7.06-7.09	
Tuesday	14.95-15.05	7.38	7.06-7.07	
Wednesday	15.05	7.52-7.56	7.02-7.04	
Thursday	14.65	7.43	6.96-6.98	
Friday	14.69-14.74	7.21	6.81	
S.E. MO				
Friday**	Holiday			
Monday	14.57-14.92		6.85-6.89	
Tuesday	14.60-15.00		6.80-6.96	
Wednesday	14.84-15.07		6.75-6.92	
Thursday	14.44-14.67	7.49	6.63-6.86	
Friday	14.53-14.69	7.27	6.49-6.71	

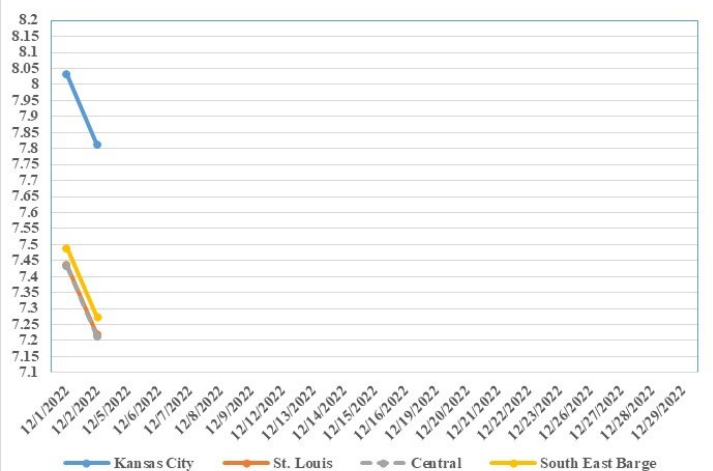
(PRICES PER BUSHEL) *NEW CROP **PREVIOUS WEEK'S PRICES
*Bids calculated using Kansas City, St. Louis, and St. Joseph bids

MONTHLY GRAIN CROP

December 2022 Soybean Bids

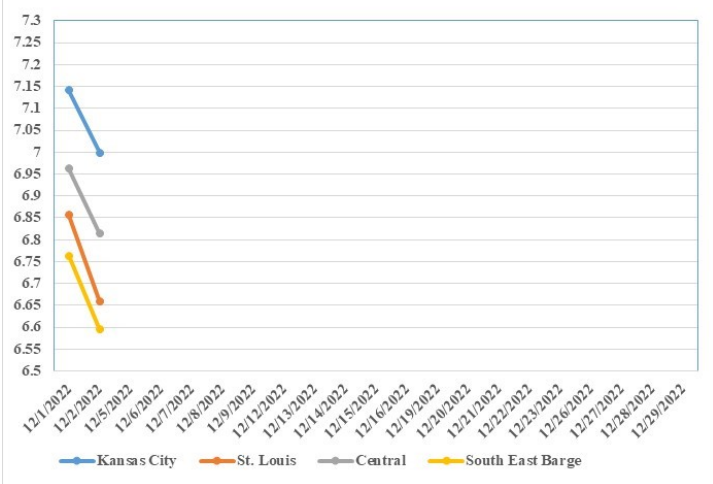


December 2022 Wheat Bids



*St. Louis and Central regions had same average wheat bid, line maybe be hidden

December 2022 Corn Bids



*Axis value ranges may be updated to reflect data points.

WHOLESALE FEEDSTUFFS PRICES 12/02/22
(DOLLARS PER TON-BULK BASIS)

Area	Soybean Hulls - Pellets	Soybean Meal 46.5-48%	Corn Gluten Pellets 21%	Wheat Middlings
Kansas City	290.00	421.00	306.50	285.00
St. Louis	n/a	n/a	290.00	232.50

GRAIN CRUSHINGS AND CO-PRODUCTS PRODUCTION

Total corn consumed for alcohol and other uses was 505 million bushels in October 2022. Total corn consumption was up 16 percent from September 2022 but down 3 percent from October 2021. October 2022 usage included 91.2 percent for alcohol and 8.8 percent for other purposes. Corn consumed for beverage alcohol totaled 4.59 million bushels, up 2 percent from September 2022 and up 19 percent from October 2021. Corn for fuel alcohol, at 449 million bushels, was up 17 percent from September 2022 but down 4 percent from October 2021. Corn consumed in October 2022 for dry milling fuel production and wet milling fuel production was 92.4 percent and 7.6 percent, respectively.

Dry mill co-product production of distillers dried grains with solubles (DDGS) was 1.75 million tons during October 2022, up 8 percent from September 2022 but down 10 percent from October 2021. Distillers wet grains (DWG) 65 percent or more moisture was 1.40 million tons in October 2022, up 12 percent from September 2022 and up 8 percent from October 2021.

Wet mill corn gluten feed production was 268,672 tons during October 2022, up 13 percent from September 2022 but down 11 percent from October 2021. Wet corn gluten feed 40 to 60 percent moisture was 208,273 tons in October 2022, up 8 percent from September 2022 but down 2 percent from October 2021.

AGRICULTURAL PRICES

The October Prices Received Index 2011 Base (Agricultural Production), at 127.7, decreased 2.7 percent from September but increased 20 percent from October 2021. At 121.9, the Crop Production Index was down 4.0 percent from last month but up 15 percent from the previous year. The Livestock Production Index, at 138.9, increased 1.8 percent from September, and 29 percent from October last year. Producers received lower prices during October for corn, soybeans, potatoes, and broilers, but higher prices for lettuce, milk, strawberries, and eggs. In addition to prices, the volume change of commodities marketed also influences the indexes. In October, there was decreased monthly movement for cattle, milk, broilers, and eggs, and increased marketing of soybeans, corn, upland cotton, and calves.

The October Prices Paid Index for Commodities and Services, Interest, Taxes, and Farm Wage Rates (PPITW), at 137.0, is up 0.3 percent from September 2022 and 12 percent from October 2021. Higher prices in October for self-propelled machinery, supplements, mixed fertilizer, and herbicides more than offset lower prices for complete feeds, concentrates, feed grains, and feeder pigs.

Index Group	Oct 2021	Sep 2022	Oct 2022
Prices received by farmers	106.80%	131.20 %	127.70%
Prices paid by farmers	122.60%	136.60%	137.00%
Ratio of received to paid	87%	96%	93%

MISSOURI WEEKLY HAY SUMMARY 12/02/2022

Rains over the last couple of weeks have brought significant improvement to the drought monitor. Some producers even dealing with some mud now. It sure is no fun feeding or moving hay in the mud but after this past summer it is pretty difficult to complain about having to do it. Weather conditions have been a roller coaster but luckily no extended snow cover yet is giving producers the ability to stretch grazing as long as possible in stalk fields or hay meadows hoping to delay full hay feeding as long as possible. Hay movement remains good, the supply of hay is light to moderate, demand is moderate, and prices mostly steady. The Missouri Department of Agriculture has a hay directory visit <http://mda.mo.gov/abd/haydirectory/> for listings of hay <http://agebb.missouri.edu/haylst/>

- Alfalfa - Supreme 250.00-300.00, small square 10.00-15.00 per bale
- Alfalfa - Premium 180.00-250.00
- Alfalfa - Good 150.00-180.00, small square 5.00-9.00 per bale
- Alfalfa - Fair 125.00-150.00
- Alfalfa/grass mix - Good/Premium small square 5.00-9.00 per bale
- Mixed grass - Good/Premium 125.00-175.00
- Mixed grass - Fair/Good 100.00-150.00, small square 5.00-8.00 per bale
- Mixed grass - Fair 50.00-85.00 per large round bale
- Wheat straw - 4.00-7.00 per small square bale

Please Note: The above volumes (tonnage, acres, and bales) listed on this USDA LPGMN report are for confirmed trades only, it does not include estimated volume (tonnage) for bids or offers to the trade. The current hay directory can be found at: <https://apps.mda.mo.gov/HayDirectory>. List your hay for sale at: <https://agmarketnews.mo.gov/hay-directory/hay-listing-online-form#no-back>

MISSOURI WEEKLY SHEEP/GOAT AUCTION SUMMARY

12/02/2022

Receipts: 1302 Week Ago: 3630 Last Year: 968

SHEEP: Feeder Lambs: hair Small and Medium 1-2 hair Small and Medium 1-2 30-40 lbs 275.00-330.00; 40-50 lbs 275.00-327.50. Slaughter lambs hair Choice and Prime 1-3 50-60 lbs 300.00-340.00; 60-70 lbs 267.50-322.50; 70-80 lbs 230.00-257.50; pkg 91 lbs 197.50; pkg 102 lbs 175.00. Choice 1-3 50-60 lbs 250.00-307.50; 60-70 lbs 232.50-250.00; 70-80 lbs 200.00-205.00; pkg 81 lbs 195.00. Good 1-2 70-80 lbs 165.00-180.00; pkg 96 lbs 130.00. Slaughter ewes Utility and Good 1-3 pkg 147 lbs 105.00; 20 hd 184 lbs 87.50. Good 2-3 hair pkg 75 lbs 137.50; 100-115 lbs 140.00-142.50. Utility and Good 1-3 80-95 lbs 100.00-125.00; 100-145 lbs 95.00-130.00; 150-160 lbs 107.50-115.00. Cull and Utility 1-2 90-100 lbs 70.00-87.50. Slaughter bucks 1-2 hair 115-185 lbs 120.00-150.00.

Goats: Feeder Kids Selection 1 pkg 30 lbs 310.00; 40-50 lbs 325.00-350.00. Selection 2 25-40 lbs 250.00-280.00; 40-50 lbs 272.50-310.00. Selection 3 25-35 lbs pygmies 160.00-190.00; pkg 37 lbs 185.00. Wether kids Selection 1 pkg 32 lbs 355.00. Selection 3 pkg 37 lbs 150.00. Slaughter kids Selection 1 50-65 lbs 300.00-325.00; 70 lbs 280.00-285.00. Selection 2 50-60 lbs 242.50-290.00; 60-70 lbs 215.00-265.00; 70-85 lbs 225.00-275.00; 90-100 lbs 225.00-245.00. Slaughter nannies/does Selection 1-2 pkg 48 lbs pygmies 235.00; 70-80 lbs 112.50-127.50; 80-90 lbs 135.00-180.00, thin 100.00; 90-100 lbs 105.00-140.00; 100-145 lbs 105.00-170.00; 150-180 lbs 120.00-135.00. Slaughter bucks/billies Selection 1-2 58 lbs pygmies 125.00-162.50; 80-90 lbs 220.00-242.50; 90-100 lbs 200.00-250.00; 100-180 lbs 180.00-235.00. Slaughter wethers Selection 1-2 pkg 58 lbs 175.00; pkg 77 lbs 260.00; pkg 95 lbs 272.50; pkg 115 lbs 210.00. Wether kids Selection 1 50-65 lbs 315.00-325.00; pkg 98 lbs 280.00. Selection 2 70-80 lbs 250.00-267.50. Selection 3 pkg 55 lbs 155.00. Replacement nannies/does Selection 1-2 1-2 yrs pkg 79 lbs open 240.00.

Explanatory Notes: Stage - Represents estimated lambing/kidding period (Open, Exp=exposed, Bred, Fall = Sep-Nov, Win = Dec-Feb, Spr = Mar-May, Sum=Jun-Aug; w/s = woolled and shorn; /hd= per head; All price CWT unless otherwise noted.

MISSOURI DROUGHT MONITOR 11/30/2022

Date	None	D0	D1	D2	D3	D4
11/29/22	18.97	40.83	31.31	8.41	0.48	0
11/22/22	12.14	87.86	50.96	16.61	2.77	0.00
11/30/21	63.65	35.82	0.53	0	0	0

Reflects percentage of Missouri impacted by drought. D0 Abnormally Dry; D1 Moderate Drought; D2 Severe Drought; D3 Extreme Drought; D4 Exceptional Drought

NATIONAL DIRECT DELIVERED FEEDER PIG REPORT

12/02/22 Receipts: 110,866 Week ago: 98,153 Year Ago: 93,110 Early weaned pigs 4.00/ head higher. Feeder pigs 3.00/head higher. Early weaned pigs 10-12 lbs. basis: Formula 60,205 head 40.62-65.49, weighted average 52.15 Cash 44,136 head 37.00-53.00, weighted average 46.89 Feeder pigs 40 pounds basis: Cash 6,525 head 54.00-72.50, weighted average 65.63

NATIONAL DAILY DIRECT PRIOR DAY HOG REPORTS FOR 12/02/22

BARROWS AND GILTS (Carcass Basis): 9,987 head Base Carcass Price 77.00-88.50, weighted average 85.22

SOWS (Live Basis): 6,614 head 300-500 lbs. 21.00-66.51 Over 500 lbs. 44.00-67.00

MISSOURI WEEKLY DIRECT SLAUGHTER CATTLE REPORT 12/02/22

Weekly Receipts: 440 Week ago: 320 Year ago: 400 Trade as of Friday morning: light to moderate with flat dressed sales 1.00 higher and grid dressed sales steady.

LIVE STEERS & HEIFERS: No sales reported **DRESSED STEERS & HEIFERS:** 6 loads Thu 245.00 flat

GRADE AND WEIGHT (Grid): 5 loads Thu 255.00

Click here for the current [National Crop Progress](#)
Click here for the current [Missouri Crop Progress](#)