

Weekly Market Summary

Published by:
Missouri Department of Agriculture
Ag Business Development Division
Market News Program



Chris Chinn, Director
 Jill Wood, Division Director
 Tony Hancock, Editor
<http://www.ams.usda.gov/marketnews.htm>
<http://www.ams.usda.gov/marketnews.htm>

Michael L. Parson, Governor

Volume XLII, Number 50 ♦ P.O. Box 630, Jefferson City, MO 65102 ♦ (573) 751-4211 ♦ Monday, December 19, 2022

MISSOURI WEEKLY FEEDER CATTLE WEIGHTED AVERAGE REPORT

Receipts: 30,086 Week ago: 44,487 Year ago: 38,166
 Steers and Heifers Medium and Large 1—Weighted average weights and prices

STEERS: Medium and Large 1

265 lbs. 208.15	473 lbs. 217.31	674 lbs. 183.01	871 lbs. 173.78
323 lbs. 226.32	523 lbs. 207.07	717 lbs. 179.43	907 lbs. 180.00
377 lbs. 223.95	574 lbs. 194.83	765 lbs. 180.01	
428 lbs. 219.07	626 lbs. 186.28	822 lbs. 178.95	

HEIFERS: Medium and Large 1

334 lbs. 170.67	526 lbs. 179.53	715 lbs. 170.44
377 lbs. 177.87	578 lbs. 175.18	774 lbs. 166.31
427 lbs. 180.16	624 lbs. 171.87	828 lbs. 154.71
473 lbs. 181.15	676 lbs. 174.65	921 lbs. 153.73

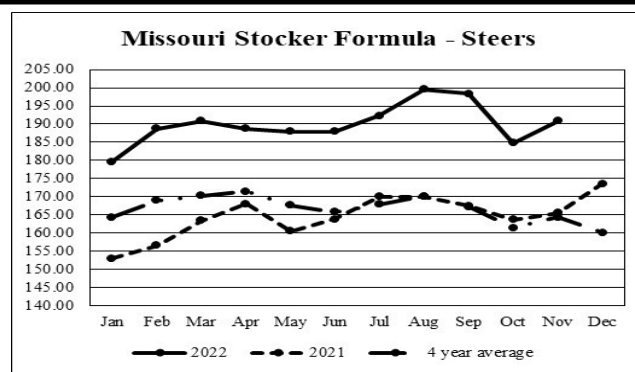
Missouri Steer (Heifer) Stocker Formula for 12/19/2022

Monday's Missouri Stocker Formula consists of **6616 (6700)** head with a weighted average weight of **547.09 (537.18)** lbs. and a price value of **195.01 (170.62)**, 1.53 higher (1.02 higher) than last Monday.

This a rolling seven day calculated weighted value which combines all Feeder Steers reported by MDA/USDA Market News Service weighing from 400-649 lbs. in the Medium and Large 1 and Medium and Large 1-2 frame and muscle classifications, including all comment cattle except Brahman X. Heifer values are in parentheses.

Missouri Weekly Cattle Auction Summary 12/19/2022

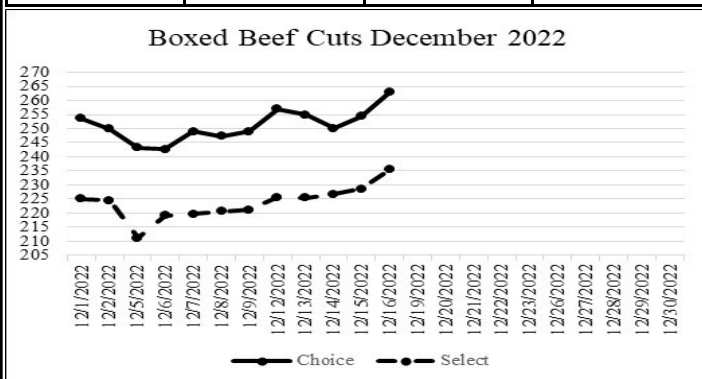
Compared to the last week, feeders sold unevenly steady to 2.00 higher. The supply of feeders was moderate and made up of mostly mid-weights with not near as many in any single weight class, especially the feather weights and heavy weights which was responsible for some of the unevenness of the markets. Demand was moderate to good. Quality is a bit harder to find currently and mostly just a timing issue as much of this year's marketing is complete with many producers holding cattle for the post-holiday run now. Although 75 percent of the state is still officially in some stage of drought recent rains have led many to feeding in the mud currently. Cold weather setting in is going to firm up and ground especially into next week when it could become dangerously cold. What few producers that aren't already feeding full diets will be by Christmas. As mentioned earlier this week's supply was lighter than the last few weeks and not near as many load lots or big drafts in the offering this week. One that did stick out was 69 head of steers, tagged fancy which sold on Tuesday at Lolli Brothers Livestock Market in Macon with an average weight of 613 lbs. and sold for 205.00. Boxed beef cutouts were sharply higher this week. Choice closed at 262.83, up 13.90 and select closed the week at 235.45, up 14.19 compared to last Friday. Negotiated feedlot sales as of Friday afternoon was just over 74K. Live sales were reported mostly from 155.00-157.00, dressed sales mostly at 248.00. The Missouri Stocker Formula consist of 6616 head with a weighted average weight of 547.09 lbs. and a price value of 195.01, up 1.53 from last week. The steer/heifer spread is 24.39.



*Graph is updated the first Monday of each month.

NATIONAL BOXED BEEF CUTOUT/BOXED BEEF CUTS

DATE	CHOICE	SELECT	TOTAL LOADS
12/12	257.02	225.68	102
12/13	254.95	225.46	129
12/14	250.07	226.69	117
12/15	254.30	228.51	108
12/16	262.83	235.45	71
5 Day Simple Average	255.83	228.36	



*Axis value ranges may be updated to reflect data points.

WEEKLY LIVESTOCK SLAUGHTER 12/17/22

	CATTLE	HOGS	SHEEP
Week to Date:	629,000	2,596,000	35,000
Last Week:	652,000	2,570,000	35,000
Last Year:	658,000	2,655,000	39,000

The Weekly Market Summary, as well as historical summaries, are available on our website <https://agmarketnews.mo.gov/summaries>
 Market News Hotline: 1-573-522-9244

SOUTHWEST MISSOURI WEEKLY SUMMARY

(Joplin and Springfield)

Receipts: 12,322 Week ago: 15,069 Year ago: 16,965
Compared to last week, steers and heifers steady to 5.00 higher. Slaughter cows steady to 2.00 lower. Slaughter bulls steady to 2.00 higher.

FEEDER STEERS:
Medium and Large 1

300-400 lbs.	212.00-255.00
400-500 lbs.	202.00-230.00
500-600 lbs.	182.00-215.00
600-700 lbs.	169.50-188.00
700-800 lbs.	170.00-182.50
800-900 lbs.	176.00-184.00
150 hd 907 lbs.	180.00

FEEDER HEIFERS:
Medium and Large 1

300-400 lbs.	177.00-195.00
400-500 lbs.	168.00-193.00
500-600 lbs.	166.00-180.00
600-700 lbs.	153.00-170.50
700-800 lbs.	163.00-171.00
800-850 lbs.	157.00-161.00

FEEDER HOLSTEIN STEERS
Large 3

10 hd 477 lbs.	117.00
550-600 lbs.	115.00
600-700 lbs.	101.00-121.00
700-800 lbs.	112.00-118.00
800-900 lbs.	105.00-124.50

SLAUGHTER COWS: Breaking and Boning (70-85% lean) 55.00-70.50, high dressing 65.00-77.00; low dressing 42.50-62.00. Lean (85-90%) 45.00-61.50

SLAUGHTER BULLS: Yield Grade 1-2 1003-2355 lbs. 82.00-97.00; high dressing 97.00-107.00; low dressing 62.00-85.50

BRED COWS: Medium and Large 1 2-8 yrs 1060-1685 lbs 2nd to 3rd stage 1250.00-1575.00, 1st stage 1225.00, fancy 1600.00-1835.00; over 8 yrs 1125-1420 lbs 2nd to 3rd stage 1050.00-1160.00 per head

BRED HEIFERS: Medium and Large 1 9 hd 990 lbs 2nd to 3rd stage 1850.00; 2-4 yrs 790-1255 lbs 2nd to 3rd stage 1175.00-1810.00 per head

COW & CALF PAIRS: Medium and Large 1 2-8 yrs 1060-1220 lbs with baby to 150 lb calves 1325.00-1525.00; 2-8 yrs 1075-1250 lbs some rebred 1st stage with 150 to over 300 lb calves 1700.00-2200.00; over 8 yrs 1161-1175 lbs with 150-300 lb calves 1400.00-1425.00 per pair

SOUTH CENTRAL MISSOURI WEEKLY SUMMARY

(West Plains, Phillipsburg)

Receipts: 4081 Week ago: 7293 Year Ago: 5808
Compared to last week, steers and heifers steady to 3.00 higher, spots up to 6.00 higher on feeder calves early week. Slaughter cows steady to 2.00 higher. Slaughter bulls 2.00 to 3.00 higher.

FEEDER STEERS:
Medium and Large 1

350-400 lbs.	210.00-220.00
400-500 lbs.	199.00-222.00
500-600 lbs.	185.00-207.00
600-700 lbs.	170.00-190.50

FEEDER HEIFERS:
Medium and Large 1

400-500 lbs.	166.00-173.00
500-600 lbs.	162.50-168.00
600-700 lbs.	157.00-170.00
87 hd 713 lbs.	166.75
10 hd 776 lbs.	150.00

FEEDER HOLSTEIN STEERS
Large 3

Scarce

SLAUGHTER COWS: Breaking and Boning (70-85% lean) 60.00-75.00, high dressing 69.00-80.00; low dressing 52.50-65.00. Lean (85-90%) 47.50-64.00

SLAUGHTER BULLS: Yield Grade 1-2 1205-2225 lbs. 85.00-102.00; high dressing 102.00-120.00; low dressing 68.00-87.00

BRED COWS: Medium and Large 1-2 2-8 yrs 825-1475 lbs 2nd to 3rd stage 800.00-1200.00 per head

BRED HEIFERS: Medium and Large 1-2 742-875 lbs 1st to 3rd stage 800.00-950.00; couple 2-4 yrs 865-1160 2nd to 3rd stage 875.00-1085.00 per head

COW & CALF PAIRS: Scarce

WEST CENTRAL MISSOURI WEEKLY SUMMARY

(Kingsville, Windsor, Butler)

Receipts: 6915 Week ago: 8733 Year ago: 9171
Compared to last week, steers and heifers uneven from 4.00 lower to 4.00 higher. Slaughter cows steady to 4.00 higher.

FEEDER STEERS:
Medium and Large 1

400-500 lbs.	205.00-237.00
500-600 lbs.	184.00-221.50
600-700 lbs.	175.50-190.00
700-800 lbs.	171.00-184.85
800-900 lbs.	165.00-175.00

FEEDER HEIFERS:
Medium and Large 1

400-500 lbs.	174.00-204.00
500-600 lbs.	169.00-192.50
600-700 lbs.	155.75-186.25
700-800 lbs.	157.50-170.25
Pkg 933 lbs.	149.50

SLAUGHTER BULLS: Yield Grade 1-2 1290-2155 lbs 81.50-100.00; high dressing 98.00-107.50

SLAUGHTER COWS: Breaking and Boning (70-85% lean) 58.00-73.00, high dressing 68.00-76.50; low dressing 50.00-58.00. Lean (85-90%) 50.00-60.00

BRED COWS: Scarce

COW & CALF PAIRS: Scarce

NORTHEAST MISSOURI WEEKLY SUMMARY

(Bowling Green, Kingdom City, Palmyra)

Receipts: 5099 Week ago: 6282 Year ago: 5596
Compared to last week, steers under 600 lbs mostly firm to 5.00 higher, 600-800 lbs steady to firm, over 800 lbs weak to lower undertone. Heifers under 600 lbs steady to 3.00 lower, over 600 lbs steady to firm. Slaughter cows steady.

FEEDER STEERS:
Medium and Large 1

300-400 lbs.	217.50-229.00
400-500 lbs.	208.00-221.00
500-600 lbs.	187.00-218.00
600-700 lbs.	181.75-193.50
45 hd 721 lbs.	180.00
800-900 lbs.	173.00-178.00

FEEDER HEIFERS:
Medium and Large 1

400-500 lbs.	179.00-202.50
500-600 lbs.	173.50-184.50
600-700 lbs.	175.00-180.00
10 hd 816 lbs.	148.25
Pkg 928 lbs.	151.25

SLAUGHTER BULLS: Yield Grade 1-2 1320-2295 lbs 92.00-103.00; high dressing 101.00-110.00; low dressing 78.00-90.00

SLAUGHTER COWS: Breaking and Boning, (70-85% lean) 63.00-79.50; high dressing 72.50-85.50; low dressing 58.00-70.50. Lean (85-90%) 58.00-69.00

SLAUGHTER STEERS: Choice and Prime 4-5 148.00-150.00. Choice 2-3 152.00-158.00. Choice 3-4 149.00-154.00. Select and Choice 1-3 144.00-150.00. Select and Choice 2-3 143.00-147.00

BRED COWS: Medium and Large 1 2-8 yrs 1175-1405 lbs 2nd to 3rd stage 1725.00-1875.00; 5-8 yrs 1281-1422 lbs 2nd stage 1600.00-1700.00 per head

SLAUGHTER HEIFERS: Choice 3-4 148.50-154.50. Select and Choice 2-3 145.00-147.50.

COW/CALF PAIRS: Medium and Large 1 5-8 yrs 1450 lbs with 150-300 lb calves 1700.00. Medium and Large 1-2 2-8 yrs 1150-1500 lbs with baby to 300 lb calves 1400.00-1675.00 per pair

NORTH CENTRAL MISSOURI WEEKLY SUMMARY

(Macon, Unionville, Green City, New Cambria)

Receipts: 5105 Week ago: 4789 Year ago: 7068
Compared to two weeks ago, steers and heifers uneven from 4.00 lower to 3.00 higher. Slaughter cows steady to 2.00 lower.
*Some sale barns on a bi-weekly schedule and may not have a sale each week.

FEEDER STEERS:
Medium and Large 1

400-500 lbs.	220.00-237.00
500-600 lbs.	190.00-219.50
600-700 lbs.	179.00-198.50
700-750 lbs.	174.00-188.50
800-900 lbs.	170.00-172.50

FEEDER HEIFERS:
Medium and Large 1

400-500 lbs.	182.50-200.00
500-600 lbs.	176.00-194.75
600-700 lbs.	175.00-182.25
700-750 lbs.	175.00-180.00

SLAUGHTER BULLS: Yield Grade 1-2 1390-1965 lbs 82.00-100.00

SLAUGHTER COWS: Breaking and Boning, (70-85% lean) 63.00-74.00; low dressing 57.00-68.00. Lean (85-90%) 56.00-68.00

BRED COWS: Medium and Large 1-2 2-4 yrs 1034-1075 lbs 2nd to 3rd stage 1600.00-1900.00; 2-8 yrs 1100-1450 lbs 2nd to 3rd stage 1175.00-1925.00 per head

COW & CALF PAIRS: Medium and Large 1-2 2-4 yrs 1050-1250 lbs with 150 to over 300 lb calves 1750.00-1725.00; 2-8 yrs 1200-1500 lbs with 150-300 lb calves 1385.00-1950.00 per pair

SOUTHEAST MISSOURI WEEKLY SUMMARY

(Jackson and Farmington)

Receipts: 1487 Week ago: 2944 Year ago: 1991
 Compared to last week, feeders sold uneven from 5.00 lower to 5.00 higher. Slaughter cows and bulls sold steady.

FEEDER STEERS:
 Medium and Large 1

300-400 lbs.	180.00-207.00
400-500 lbs.	173.00-200.00
500-600 lbs.	166.50-193.00
600-700 lbs.	159.00-180.00
700-800 lbs.	157.00-170.00
800-900 lbs.	150.00-160.00

FEEDER HEIFERS:
 Medium and Large 1

300-400 lbs.	156.00-180.00
400-500 lbs.	150.00-177.00
500-600 lbs.	154.00-166.00
600-700 lbs.	145.00-162.00
700-800 lbs.	145.00-158.00

SLAUGHTER BULLS: Yield
 Grade 1-2 1050-2250 lbs. 70.00-93.00, high dressing 92.00-99.00; low dressing 60.00-70.00

SLAUGHTER COWS: Breaking and Boning (75-85% lean) 46.00-68.50; high dressing 62.00-78.00. Lean (85-90% lean) 38.00-55.00

BRED COWS: Medium and Large 2 2-8 yrs 1100-1675 lbs 2nd and 3rd stage 750.00-1500.00 per head

COW & CALF PAIRS: Scarce

EAST CENTRAL MISSOURI WEEKLY SUMMARY

(Cuba, Vienna)

Receipts: 3610 Week ago: 4892 Year ago: 3363
 Compared to last week, steers 2.00 lower to 2.00 higher, except some under 500 lbs 4.00 to 8.00 lower. Heifers under 600 lbs steady to 3.00 lower, over 600 lbs steady to 3.00 higher. Slaughter cows steady to 2.00 higher.

FEEDER STEERS:
 Medium and Large 1

400-500 lbs.	197.50-221.00
500-600 lbs.	179.00-210.50
600-700 lbs.	169.00-187.00
700-800 lbs.	168.00-180.00
800-850 lbs.	163.00-172.00

FEEDER HEIFERS:
 Medium and Large 1

350-400 lbs.	172.00-182.00
400-500 lbs.	164.50-187.00
500-600 lbs.	158.00-179.00
600-700 lbs.	155.75-166.00
700-800 lbs.	154.00-158.50

SLAUGHTER BULLS: Yield
 Grade 1-2 1300-2300 lbs 89.00-95.00, high dressing 94.50-115.00, low dressing 55.50-87.00

SLAUGHTER COWS: Breaking and Boning, (70-85% lean) 63.50-72.75; high dressing 71.00-75.50; low dressing 62.00-65.50. Lean (85-90%) 55.00-64.00

BRED COWS: Medium and Large 1-2 Scarce

COW & CALF PAIRS: Scarce

NORTHWEST MISSOURI WEEKLY SUMMARY

(Tina) (w/e 12/09/22)

Receipts: 2604 Two weeks ago: 1960
 Compared to two weeks ago, calves under 600 lbs. sold 10.00-15.00 higher, feeders over 600 lbs. sold mostly 5.00 higher on limited comparisons.

FEEDER STEERS:
 Medium and Large 1

400-500 lbs.	210.00-227.00
500-600 lbs.	195.00-214.00
600-700 lbs.	180.00-202.00
700-800 lbs.	172.00-183.00
26 hd 859 lbs.	175.00

FEEDER HEIFERS:
 Medium and Large 1

400-500 lbs.	179.00-191.00
500-600 lbs.	163.50-175.00
600-700 lbs.	150.00-165.00
700-800 lbs.	153.00-158.00

SLAUGHTER BULLS: Yield
 Grade 1-2 few 1125-1745 lbs 93.50, low dressing 77.50-86.00

SLAUGHTER COWS: Breaking and Boning, (70-85% lean) 56.00-73.00; high dressing 73.00-77.50. Lean (85-90%) 50.00-61.50

BRED COWS: Scarce

COW & CALF PAIRS: Scarce

AFTERNOON NATIONAL SLAUGHTER CATTLE REVIEW 12/16/22

Thus far Friday negotiated cash trade was light on moderate demand in the Western Cornbelt. A few live purchases were reported at 157.00, however not enough for an adequate market test. Trade was mostly inactive on light to moderate demand in the Southern and Northern Plains. Not enough purchases in any feeding region for an adequate market test. The latest established market was in the Southern Plains on Thursday with live purchases at 155.00. In Nebraska and the Western Cornbelt on Thursday live purchases traded from 155.00-157.00 with dressed purchases at 248.00. The latest established market Colorado was last week with live purchases at 157.00.

Negotiated Cash Sales:					
Confirmed:	6,517	Week Ago:	16,026	Year Ago:	2,764
Week to date:	71,490	Week Ago:	49,279	Year Ago:	46,657

Live Basis	Steers	Heifers
Over 80% Choice	156.00-157.00, avg 156.86	155.00-157.00, avg 156.39
65-80% Choice	154.00-155.00, avg 154.45	-
35-65% Choice	-	-
0-35% Choice	-	-
Total All Grades	154.00-157.00, avg 156.76	155.00-157.00, avg 156.39
Dressed Basis		
Over 80% Choice	247.00-248.00, avg 247.25	248.00
65-80% Choice	248.00	-
35-65% Choice	-	-
0-35% Choice	-	-
Total All Grades	247.00-248.00, avg 247.64	248.00

WEEKLY COMMODITY FUTURES TRENDS

Compared to last week, Live Cattle steady to 1.38 higher, except Aug 0.15 lower, Lean Hogs 1.72 to 1.95 higher, Feeder Cattle 0.15 to 0.48 lower, except Aug 0.25 higher.

Daily Futures Closes

	Mon.	Tues.	Wed.	Thu.	Fri.
Cattle					
Dec	154.40	154.90	154.50	154.05	155.05
Feb	156.10	156.35	155.70	154.85	155.77
Apr	159.90	160.05	159.57	158.92	159.70
Jun	156.20	156.27	155.90	155.40	155.92
Aug	156.47	156.47	156.15	155.72	156.02
Lean Hogs					
Dec	81.95	82.40	82.32	—	—
Feb	83.70	84.57	83.40	81.65	85.77
Apr	90.65	91.35	90.72	89.17	92.72
May	96.47	97.35	96.97	95.85	98.77
Jun	104.26	105.55	105.07	104.02	106.65
Fdr Cat					
Jan	183.65	184.22	183.60	183.05	183.77
Mar	185.22	185.72	185.45	184.67	184.70
Apr	188.65	189.07	188.92	188.25	188.12
May	191.92	192.35	192.15	191.60	191.77
Aug	201.30	201.62	201.60	201.05	201.35
Milk					
Dec	20.50	20.50	20.53	20.54	20.50
Jan	19.04	19.25	19.52	19.64	19.24
Feb	19.12	19.21	19.18	19.27	19.07

WEEKLY COMMODITY GRAIN FUTURES TRENDS

Compared to last week, Soybeans 0.03 to 0.07 lower, Wheat 0.15 to 0.19 higher, Corn 0.04 to 0.09 higher, KC Wheat 0.09 to 0.11 higher, Soybean Meal 8.40 to 13.40 lower.

Daily Grain Futures Closes

	Mon.	Tues.	Wed.	Thu.	Fri.
Soybeans					
Jan	1460 1/2	1479 3/4	1482 1/4	1473 1/2	1480
Mar	1465 1/2	1484 1/2	1485	1476 3/4	1483 3/4
May	1470 3/4	1488 3/4	1488 1/4	1479 3/4	1487
Jul	1474	1491 3/4	1491	1483 1/2	1489 1/2
Aug	1453 3/4	1469 1/2	1469 1/2	1462 1/2	1467
Wheat					
Dec	733	728 3/4	728 1/4	—	—
Mar	754 3/4	750 3/4	749 1/4	757 1/4	753 1/2
May	764	761	758 3/4	766	761
Jul	767 3/4	765 3/4	764	770 1/2	765 1/2
Sep	774	772 1/4	771 1/4	776 1/4	771 1/4
Corn					
Dec	641 1/4	643 3/4	639	—	—
Mar	654	653 1/2	650 1/2	653 1/2	653
May	654	653 1/2	651	653 3/4	653 1/2
Jul	648 1/4	648 1/4	646 1/4	649	648 1/4
Sep	610 3/4	609 1/4	608 3/4	611 1/4	610 1/4
KC Wheat					
Dec	880	883	869 3/4	—	—
Mar	862 1/4	865 1/4	850 1/4	860 1/2	844
May	854 1/2	857 1/2	844 1/2	852 3/4	838
Jul	846 1/4	849 1/4	838 1/4	844 3/4	831 3/4
Sep	846 3/4	850	840 1/4	845 3/4	833 1/4
SB Meal					
Dec	448.30	450.00	456.00	—	—
Jan	450.20	452.30	460.10	455.30	463.00
Mar	448.40	449.90	456.20	452.60	460.20
May	444.60	445.50	450.00	443.20	452.30
Jul	441.90	442.30	445.40	441.70	447.30

MISSOURI GRAIN WEEKLY TRENDS

Compared to last week, Soybeans 0.24 lower to 0.06 higher, Wheat 0.19 to 0.64 higher, Corn 0.04 to 0.14 higher, Sorghum 0.09 to 0.14 higher.

Area	#1 Soybeans	#2 Soft Wheat	#2 Corn	#2 Grain Sorghum
Kansas City				
Friday**	15.34-15.54	7.54	6.89-7.09	6.49
Monday	15.01-15.31	7.75	6.94-7.19	6.59
Tuesday	15.20-15.45	7.71	6.94-7.19	6.59
Wednesday	15.22-15.47	7.69	6.91-7.16	6.56
Thursday	15.13-15.33	7.77	6.93-7.18	6.58
Friday	15.20-15.40	7.74	6.93-7.18	6.58
St. Louis				
Friday**	15.24-15.29	6.69-7.24	6.56-6.65	6.19-6.49
Monday	15.05	6.90-7.45	6.72-6.74	6.29-6.59
Tuesday	15.24	6.86-7.41	6.72-6.74	6.29-6.59
Wednesday	15.26-15.27	6.84-7.39	6.69-6.71	6.26-6.56
Thursday	15.13-15.15	6.92-7.92	6.68-6.73	6.28-6.58
Friday	15.20-15.22	6.89-7.89	6.70	6.28-6.63
Central				
Friday**	15.09-15.19	6.94	6.79	—
Monday	14.86-14.91	7.15	6.89	—
Tuesday	15.05-15.10	7.11	6.89	—
Wednesday	15.07-15.12	7.09	6.86	—
Thursday	14.98-15.03	7.17	6.88	—
Friday	15.05-15.10	7.14-7.34	6.88	—
S.E. MO				
Friday**	15.14-15.20	7.29	6.52-6.66	—
Monday	14.91-14.96	7.50	6.61-6.76	—
Tuesday	15.10-15.20	7.46	6.61-6.84	—
Wednesday	15.07-15.22	7.44	6.55-6.81	—
Thursday	14.99-15.13	7.52	6.55-6.83	—
Friday	15.04-15.20	7.49	6.53-6.83	—

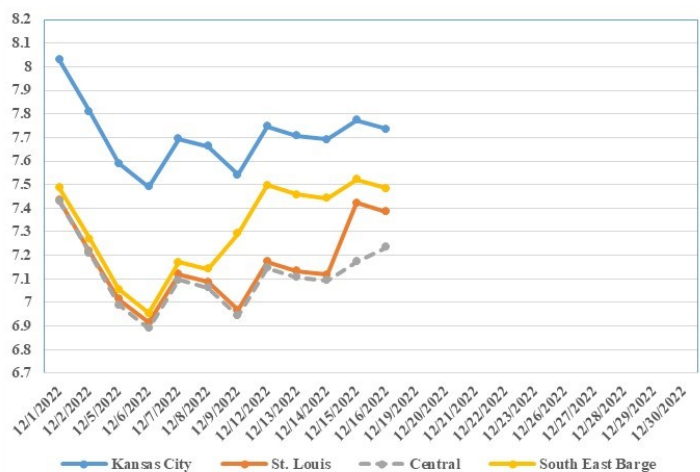
(PRICES PER BUSHEL) *NEW CROP **PREVIOUS WEEK'S PRICES
*Bids calculated using Kansas City, St. Louis, and St. Joseph bids

MONTHLY GRAIN CROP

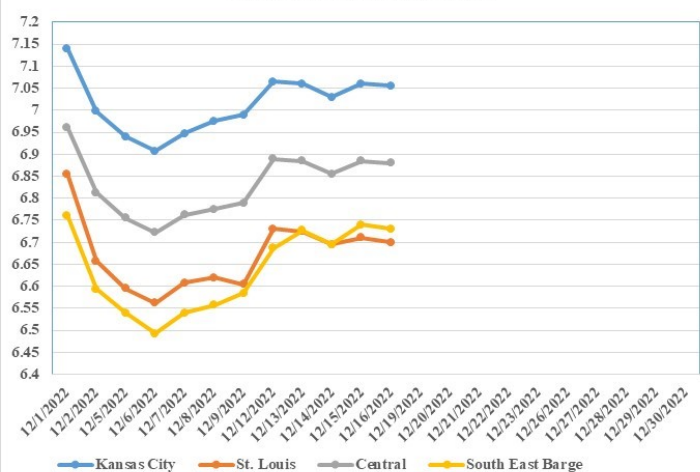
December 2022 Soybean Bids



December 2022 Wheat Bids



December 2022 Corn Bids



*Axis value ranges may be updated to reflect data points.

WHOLESALE FEEDSTUFFS PRICES 12/16/22
(DOLLARS PER TON-BULK BASIS)

Area	Soybean Hulls	Soybean Meal 46.5-48%	Corn Gluten Pellets 21%	Wheat Middlings
Kansas City	227.50	460.00	306.50	292.50
St. Louis	n/a	n/a	290.00	240.00

TURKEY HATCHERY 12/14/22

Eggs in Incubators on December 1 Up 2 Percent from Last Year

Turkey eggs in incubators on December 1, 2022 in the United States totaled 26.5 million, up 2 percent from December 1, 2021. Eggs in incubators were up slightly from the November 1, 2022 total of 26.5 million eggs.

Poults Hatched During November Down Slightly from Last Year

Turkey poults hatched during November 2022 in the United States totaled 22.6 million, down slightly from November 2021. Poults hatched were up 1 percent from the October 2022 total of 22.5 million poults.

Net Poults Placed During November Up Slightly from Last Year

The 20.8 million net poults placed during November 2022 in the United States were up slightly from the number placed during the same month a year earlier. Net poult placements were up 1 percent from the October 2022 total of 20.5 million.

POTATO STOCKS 12/16/22

Potato Stocks Down 3 Percent from December 2021

Potatoes held in storage on December 1, 2022 totaled 258 million cwt, down 3 percent from December 1, 2021. Potatoes in storage accounted for 65 percent of the 2022 production, unchanged from the same period a year earlier. The indicated season to date disappearance, at 139 million cwt, was down 4 percent from the same period last year. Season to date shrink and loss, at 12.2 million cwt, was up slightly from the same time last year. Processors in the 8 States used 75.3 million cwt of potatoes for the season, down slightly from December 2021.

PEANUT PRICES 12/16/22

Peanut prices received by farmers for all farmer stock peanuts averaged 26.2 cents per pound for the week ending December 10, up 0.6 cent from the previous week. Marketings of all farmer stock peanuts for the week ending December 10 totaled 39.3 million pounds, up 3.19 million pounds from the previous week.

Runner-type peanut prices averaged 26.1 cents per pound for the week ending December 10, up 1.6 cents from the previous week. Marketings of runner-type peanuts totaled 38.0 million pounds, up 4.12 million pounds from the previous week.

MISSOURI WEEKLY HAY SUMMARY 12/15/2022

Rains have resulted in many areas dealing with some mud now. Despite that it is possible to get stuck just over 75 percent of the state is still officially listed on the drought monitor, with most of that falling in the slightly too abnormally dry categories. A few small areas totaling just over five percent of the state are still listed as severely dry. Most everyone is feeding a near full diet to livestock now and with the extreme cold weather predicted next week those that aren't will be. Hay movement remains good, the supply of hay is light to moderate, demand is moderate, and prices mostly steady. The Missouri Department of Agriculture has a hay directory visit <http://mda.mo.gov/abd/haydirectory/> for listings of hay <http://agebb.missouri.edu/haylst/>

Alfalfa - Supreme 250.00-300.00, small square 10.00-15.00 per bale

Alfalfa - Premium 180.00-250.00

Alfalfa - Good 150.00-180.00, small square 5.00-9.00 per bale

Alfalfa - Fair 125.00-150.00

Alfalfa/grass mix - Good/Premium small square 5.00-9.00 per bale

Mixed grass - Good/Premium 125.00-175.00

Mixed grass - Fair/Good 100.00-150.00, small square 5.00-8.00 per bale

Mixed grass - Fair 50.00-85.00 per large round bale

Wheat straw - 4.00-7.00 per small square bale

Please Note: The above volumes (tonnage, acres, and bales) listed on this USDA LPGMN report are for confirmed trades only, it does not include estimated volume (tonnage) for bids or offers to the trade.

The current hay directory can be found at:

<https://apps.mda.mo.gov/HayDirectory>.

List your hay for sale at:

<https://agmarketnews.mo.gov/hay-directory/hay-listing-online-form#no-back>

MISSOURI WEEKLY SHEEP/GOAT AUCTION SUMMARY

12/16/2022

Receipts: 641 Week Ago: 350 Last Year: 777

SHEEP: Feeder lambs hair Small and Medium 1-2 pkg 37 lbs 325.00; 40-50 lbs 267.50-310.00; pkg 50 lbs 287.50. Slaughter lambs Choice and Prime 1-3 w/s pkg 108 lbs 175.00. Choice 1-3 w/s pkg 112 lbs 145.00. Good 1-2 w/s 90-105 lbs 105.00. Choice and Prime 1-3 hair 50-70 lbs 255.00-290.00; 70-85 lbs 230.00-260.00; pkg 90 lbs 190.00. Choice 1-3 hair 60-70 lbs 237.50-262.50; 10 hd 70 lbs 227.50 ;90-100 lbs 150.00. Slaughter ewes Utility and Good 1-3 pkg 178 lbs 75.00. Slaughter ewes Good 2-3 hair 100-150 lbs .115.00-127.50. Utility and Good 1-3 hair 80-145 lbs 90.00-115.00. Cull and Utility 1-2 hair pkg 78 lbs 65.00. Bucks 1-2 hair 115-135 lbs 105.00-170.00; 150-185 lbs 90.00-117.50. Replacements: Families Small and Medium 1-2 2-4 yrs 100-120 lbs exposed with baby to 20 lb lambs 220.00-330.00 per family.

Goats: Feeder kids Selection 1 25-50 lbs 320.00-340.00. Selection 2 35-45 lbs 195.00-210.00, pygmies 195.00-227.50. Selection 3 pkg 40 lbs pygmies 165.00. Slaughter kids Selection 1 50-60 lbs 300.00-310.00; 60-70 lbs 292.50-317.50; pkg 92 lbs 185.00. Selection 2 50-60 lbs 257.50-260.00; 70-80 lbs 270.00-275.00. Selection 3 pkg 55 lbs 180.00. Slaughter nannies/does Selection 1-2 70-90 lbs 125.00-232.50; 90-100 lbs 90.00-162.50; 100-150 lbs 125.00-160.00. Slaughter bucks/billies Selection 1-2 pkg 55 lbs pygmies 175.00; 100-135 lbs 150.00-220.00; 155-190 lbs 200.00-230.00. Slaughter wethers Selection 1-2 pkg 80 lbs 212.50. Wether kids Selection 1 pkg 50 lbs 312.50.

Explanatory Notes: Stage - Represents estimated lambing/kidding period (Open, Exp=exposed, Bred, Fall = Sep-Nov, Win = Dec-Feb, Spr = Mar-May, Sum=Jun-Aug; w/s = woolled and shorn; /hd= per head; All price CWT unless otherwise noted.

MISSOURI DROUGHT MONITOR 12/15/2022

Date	None	D0	D1	D2	D3	D4
12/13/22	24.60	75.40	35.51	5.54	0.22	0
12/06/22	18.86	41.02	31.23	8.41	0.48	0
12/14/22	49.33	46.64	4.03	0	0	0

Reflects percentage of Missouri impacted by drought.
D0 Abnormally Dry; D1 Moderate Drought; D2 Severe Drought; D3 Extreme Drought; D4 Exceptional Drought

NATIONAL DIRECT DELIVERED FEEDER PIG REPORT

12/16/22 Receipts: 95,412 Week ago: 68,391 Year Ago: 95,031

Early weaned pigs 3.00/ head higher. All feeder pigs 9.00/ head higher.

Early weaned pigs 10-12 lbs. basis:

Cash 37,400 head 42.00-62.00, weighted average 54.24

Formula 37,187 head 44.55-65.58, weighted average 54.75

Feeder pigs 40 pounds basis:

Cash 20,825 head 58.00-76.00, weighted average 72.15

NATIONAL DAILY DIRECT PRIOR DAY HOG REPORTS FOR 12/16/22

BARROWS AND GILTS (Carcass Basis): 6,412 head
Base Carcass Price 74.00-85.00, weighted average 81.87

SOWS (Live Basis): 6,527 head
300-500 lbs. 18.00-61.00
Over 500 lbs. 37.34-62.00

MISSOURI WEEKLY DIRECT SLAUGHTER CATTLE REPORT 12/16/22

Weekly Receipts: 400 Week ago: 120 Year ago: 280
Trade as of Friday morning: trade is light to moderate with flat dressed sales Fri morning 1.00 lower and grid dressed sales 1.00 lower.

LIVE STEERS & HEIFERS: No sales reported
DRESSED STEERS & HEIFERS: 3 loads flat Thu 245.00

GRADE AND WEIGHT (Grid): 7 loads Thu 256.00

Click here for the current [National Crop Progress](#)
Click here for the current [Missouri Crop Progress](#)