

Weekly Market Summary

Published by:
Missouri Department of Agriculture
Ag Business Development Division
Market News Program



Chris Chinn, Director
 Jill Wood, Division Director
 Tony Hancock, Editor
<http://www.ams.usda.gov/marketnews.htm>
[agmarketnews.mo.gov](http://www.ams.usda.gov/marketnews.htm)

Michael L. Parson, Governor

Volume XLII, Number 51 ♦ P.O. Box 630, Jefferson City, MO 65102 ♦ (573) 751-4211 ♦ Monday, December 26, 2022

MISSOURI WEEKLY FEEDER CATTLE WEIGHTED AVERAGE REPORT

Receipts: 19,877 Week ago: 30,086 Year ago: 11,729
 Steers and Heifers Medium and Large 1—Weighted average weights and prices

STEERS: Medium and Large 1

321 lbs. 237.23 524 lbs. 201.62 722 lbs. 177.82 921 lbs. 168.32
 374 lbs. 221.10 569 lbs. 194.20 782 lbs. 171.67
 431 lbs. 210.78 622 lbs. 184.54 827 lbs. 175.98
 473 lbs. 208.91 668 lbs. 179.72 893 lbs. 174.50

HEIFERS: Medium and Large 1

332 lbs. 175.62 527 lbs. 175.79 727 lbs. 162.73
 373 lbs. 177.18 569 lbs. 170.91 766 lbs. 169.46
 429 lbs. 175.85 623 lbs. 172.65 819 lbs. 159.20
 469 lbs. 176.43 674 lbs. 175.95 852 lbs. 160.25

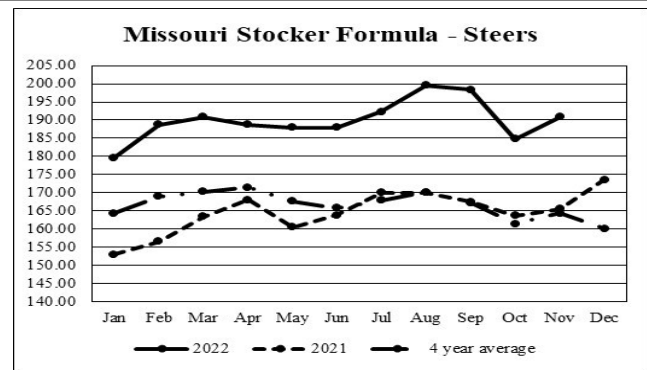
Missouri Steer (Heifer) Stocker Formula for 12/26/2022

Monday's Missouri Stocker Formula consists of **3380 (3509)** head with a weighted average weight of **536.63 (541.20)** lbs. and a price value of **190.53 (166.64)**, 4.48 lower (3.98 lower) than last Monday.

This a rolling seven day calculated weighted value which combines all Feeder Steers reported by MDA/USDA Market News Service weighing from 400-649 lbs. in the Medium and Large 1 and Medium and Large 1-2 frame and muscle classifications, including all comment cattle except Brahman X. Heifer values are in parentheses.

Missouri Weekly Cattle Auction Summary 12/26/2022

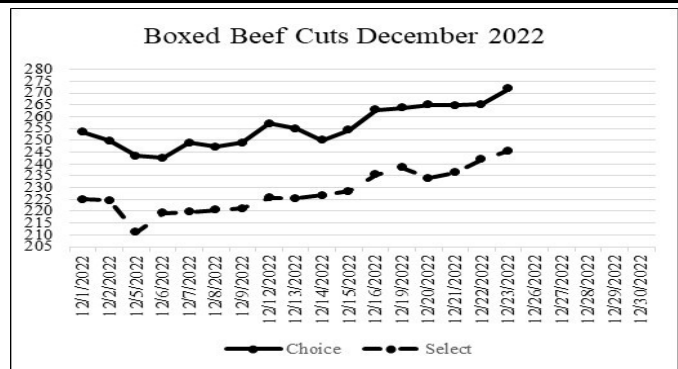
Compared to the last week, feeders mostly 2.00 to 6.00 lower. The supply of feeders was light to moderate. Many reporters noted that overall quality was lower than typical. A limited amount of load lots and a few packages of better quality feeders did sale closer to steady and even firm in a few cases. No sales were held on Thursday or Friday of this week as barns had already scheduled to be dark for the holidays prior to the arrival of the extreme cold. Demand for feeders was light to moderate not a lot of places really wanted to receive orders of cattle this week especially if they couldn't get to their destination early and be processed before weather arrived. The extreme cold that showed up Wednesday night and lasting through the weekend was not a very good Christmas gift. Wind chills of 25-30 below zero made caring for livestock just downright dangerous, aside from being challenging as everyone knows when weather like this arrives nothing wants to start and everything wants to break. The monthly cattle on feed report was released Friday afternoon. Overall the report should be viewed as mostly neutral as actual numbers did fall within pre-report estimates. The placement number which is most watched and typically where any surprises arrive was however at the very top end of the estimates. Boxed beef cutouts were sharply higher for the second consecutive week. Choice closed at 271.9, up 9.12 and select closed the week at 245.47, up 10.02 compared to last Friday. Negotiated feedlot sales as of Friday afternoon was just under 33K. Live sales were reported mostly from 155.00-157.00, dressed sales mostly at 249.00. Likely more trade took place after the final 2:00 pm reporting time on Friday. After two weeks of light trade packers have to be short bought and needing cattle but feedlot managers have their heels dug in and seem unwilling to sell unless they can get some better money. The Missouri Stocker Formula consist of 3380 head with a weighted average weight of 536.63 lbs. and a price value of 190.53, down 4.48 from last week. The steer/heifer spread is 23.89.



*Graph is updated the first Monday of each month.

NATIONAL BOXED BEEF CUTOFF/BOXED BEEF CUTS

DATE	CHOICE	SELECT	TOTAL LOADS
12/19	263.83	238.57	74
12/20	265.05	233.90	107
12/21	264.86	236.29	118
12/22	265.21	241.81	91
12/23	271.95	245.47	73
5 Day Simple Average	266.18	239.21	



*Axis value ranges may be updated to reflect data points.

WEEKLY LIVESTOCK SLAUGHTER 12/24/22

	CATTLE	HOGS	SHEEP
Week to Date:	562,000	1,769,000	30,000
Last Week:	625,000	2,592,000	35,000
Last Year:	487,000	1,925,000	35,000

The Weekly Market Summary, as well as historical summaries, are available on our website <https://agmarketnews.mo.gov/summaries>
 Market News Hotline: 1-573-522-9244

SOUTHWEST MISSOURI WEEKLY SUMMARY

(Joplin and Springfield)

Receipts: 10,775 Week ago: 12,322 Year ago: 5900

Compared to last week, steers 5.00 to 8.00 lower and heifers 2.00 to 5.00 lower. Slaughter cows steady to 6.00 higher and slaughter bulls steady to 2.00 higher.

FEEDER STEERS:
Medium and Large 1

300-400 lbs.	242.00-250.00
400-500 lbs.	187.00-222.00
500-600 lbs.	182.00-201.00
600-700 lbs.	173.00-188.00
700-800 lbs.	170.25-183.00
800-850 lbs.	171.50-178.75
60 hd 916 lbs.	170.00

FEEDER HEIFERS:
Medium and Large 1

300-400 lbs.	180.00-190.00
400-500 lbs.	172.00-183.00
500-600 lbs.	165.00-175.00
600-700 lbs.	158.00-168.00
700-750 lbs.	162.00-164.00
800-900 lbs.	158.50-162.00

FEEDER HOLSTEIN STEERS
Large 3

Scarce

SLAUGHTER COWS: Breaking and Boning (70-85% lean) 55.00-76.00, high dressing 68.00-85.00; low dressing 59.00-64.50. Lean (85-90%) 45.00-63.00

SLAUGHTER BULLS: Yield Grade 1-2 1144-2345 lbs. 82.50-99.00; high dressing 96.00-106.00; low dressing 70.00-85.00

COW & CALF PAIRS: Scarce

BRED COWS: Medium and Large 1-2 2-8 yrs 930-1470 lbs 2nd to 3rd stage 800.00-1200.00; over 8 yrs 1010-1439 lbs 2nd to 3rd stage 800.00-1025.00 per head

BRED HEIFERS: Medium and Large 1-2 930-1030 lbs 1st to 3rd stage 835.00-1150.00 per head

SOUTH CENTRAL MISSOURI WEEKLY SUMMARY

(West Plains, Phillipsburg)

Receipts: 2463 Week ago: 4081 Year Ago: 1683

Compared to last week, feeder calves steady to 4.00 lower, most weights not well tested. Yearling steers steady. Slaughter cows and bulls 2.00 to 3.00 higher.

FEEDER STEERS:
Medium and Large 1

Pkg 386 lbs.	222.00
400-500 lbs.	200.00-208.00
550-600 lbs.	180.00-188.00
600-700 lbs.	176.00-186.00
68 hd 927 lbs.	168.50

FEEDER HEIFERS:
Medium and Large 1

300-400 lbs.	167.00-176.00
400-500 lbs.	164.00-178.00
500-600 lbs.	157.00-164.00

FEEDER HOLSTEIN STEERS
Large 3

Scarce

SLAUGHTER COWS: Breaking and Boning (70-85% lean) 65.00-77.00, high dressing 76.00-86.00; low dressing 55.00-68.00. Lean (85-90%) 57.00-66.00

SLAUGHTER BULLS: Yield Grade 1-2 1215-2460 lbs. 90.00-104.00; high dressing 106.00-117.00; low dressing 60.00-89.00

COW & CALF PAIRS: Medium and Large 2 2-8 yrs 3 pairs 1035 lbs with 150-300 lb calves 1050.00 per pair

BRED COWS: Medium and Large 1-2 2-8 yrs 1075-1565 lbs 2nd to 3rd stage 1000.00-1350.00, 1st stage 950.00-1100.00 per head

BRED HEIFERS: Medium and Large 1-2 7 hd 875 lbs 1st to 3rd stage 900.00 per head

WEST CENTRAL MISSOURI WEEKLY SUMMARY

(Kingsville, Windsor, Butler)

Receipts: 3518 Week ago: 6915 Year ago: 2329

Compared to last week, feeders mostly steady to 4.00 lower, spots 4.00 to 8.00 lower on yearlings, except some 600 lb heifers early week firm to sharply higher. Slaughter cows steady to 2.00 higher, spots 4.00 higher. Slaughter bulls 2.00 to 3.00 higher.

FEEDER STEERS:
Medium and Large 1

400-500 lbs.	200.00-230.00
500-600 lbs.	178.00-216.00
650-700 lbs.	172.50-184.00
700-750 lbs.	175.00-177.00

FEEDER HEIFERS:
Medium and Large 1

400-500 lbs.	171.00-189.50
500-600 lbs.	168.00-188.00
600-700 lbs.	168.00-186.75
700-800 lbs.	165.00-173.00

SLAUGHTER BULLS: Yield Grade 1-2 1250-2295 lbs 85.00-103.50; high dressing 98.50-114.00; low dressing 78.00-90.50

SLAUGHTER COWS: Breaking and Boning (70-85% lean) 60.00-75.50, high dressing 70.00-79.00; low dressing 50.00-61.50. Lean (85-90%) 53.00-66.50

BRED COWS: Scarce

COW & CALF PAIRS: Scarce

NORTHEAST MISSOURI WEEKLY SUMMARY

(Bowling Green, Kingdom City, Palmyra)

Receipts: 2277 Week ago: 5099 Year ago: 1933

Compared to last week, light holiday trade with few good comparisons, under 500 lbs lower undertone, steers over 500 lbs steady and heifers over 500 lbs steady to firm. Slaughter cows steady.

FEEDER STEERS:
Medium and Large 1

300-350 lbs.	222.00-227.00
400-500 lbs.	207.00-222.00
500-600 lbs.	193.50-211.00
600-650 lbs.	184.50-187.50

FEEDER HEIFERS:
Medium and Large 1

450-500 lbs.	180.00-185.00
500-600 lbs.	175.00-180.00
600-650 lbs.	175.00-180.00

SLAUGHTER BULLS: Yield Grade 1-2 1435-2405 lbs 91.50-101.50; high dressing 102.00-106.00; low dressing 77.50-92.00

SLAUGHTER COWS: Breaking and Boning (70-85% lean) 66.00-80.50; high dressing 73.50-88.50; low dressing 58.00-71.50. Lean (85-90%) 58.00-69.00

SLAUGHTER STEERS: Choice 3 -4 150.50-154.50, heavy weight 141.00. Select 2-3 139.00.

BRED COWS: Scarce

SLAUGHTER HEIFERS: choice 3-4 heavy weight 135.00.

COW/CALF PAIRS: Scarce

NORTH CENTRAL MISSOURI WEEKLY SUMMARY

(Macon, Unionville, Green City, New Cambria)

Receipts: 1304 Week ago: 5105 Year ago: 1331

Compared to last week, steers 400-500 lbs and heifers 400-600 lbs lower undertone on a light test, heavier weights mostly steady, spots firm. Slaughter cows steady to firm.

FEEDER STEERS:
Medium and Large 1

400-500 lbs.	207.50-219.00
500-600 lbs.	200.00-217.50
650-700 lbs.	182.00-185.75
63 hd 893 lbs.	174.50

FEEDER HEIFERS:
Medium and Large 1

550-600 lbs.	179.00
600-700 lbs.	178.50-182.10

SLAUGHTER BULLS: Yield Grade 1-2 1250-2105 lbs 94.00-100.00; low dressing 81.00-92.50

SLAUGHTER COWS: Breaking and Boning (70-85% lean) 66.50-73.50; high dressing 78.00-84.00; low dressing 58.50-68.00. Lean (85-90%) 61.00-68.00

BRED COWS: Scarce

COW & CALF PAIRS: Scarce

SOUTHEAST MISSOURI WEEKLY SUMMARY

(Jackson and Farmington)

Receipts: 501 Week ago: 1487 Year ago: 222
 Compared to last week, steers and heifers steady to 6.00 lower on a light test. Slaughter cows and bulls steady.

FEEDER STEERS:
 Medium and Large 1

300-400 lbs. 180.00-200.00
 400-500 lbs. 180.00-200.00
 500-600 lbs. 168.00-195.00
 600-700 lbs. 165.00-175.00
 700-800 lbs. 155.00-167.00
 800-900 lbs.

FEEDER HEIFERS:
 Medium and Large 1

300-400 lbs. 152.00-174.00
 400-500 lbs. 140.00-165.00
 500-600 lbs. 146.00-165.00
 600-700 lbs. 146.00-148.00
 700-800 lbs. 139.00-150.00

SLAUGHTER BULLS: Yield
 Grade 1-2 1315-1825 lbs. 75.00-90.00

SLAUGHTER COWS: Breaking and Boning (75-85% lean) 50.00-62.00; high dressing 62.00-75.00. Lean (85-90% lean) 40.00-50.00

BRED COWS: Medium and Large 2 2-8 yrs 955-1340 lbs 2nd to 3rd stage 710.00-825.00 per head

COW & CALF PAIRS: Medium and Large 2 couple 2-8 yrs 1050-1100 lbs with 150-300 lb calves 875.00-1125.00 per pair

EAST CENTRAL MISSOURI WEEKLY SUMMARY

(Cuba, Vienna)

Receipts: 584 Week ago: 3610 Year ago:
 Too few feeders for a market trend. Slaughter cows 3.00 to 4.00 higher.

FEEDER STEERS:
 Medium and Large 1

450-500 lbs. 209.50-210.00
 550-600 lbs. 181.50-189.50
 750-800 lbs. 159.50-167.00

FEEDER HEIFERS:
 Medium and Large 1

400-500 lbs. 160.00-166.00
 500-600 lbs. 157.00-165.50
 Pkg 690 lbs. 150.50
 Pkg 833 lbs. 143.00

SLAUGHTER BULLS: Yield
 Grade 1-2 couple 1040-2445 lbs 103.00-104.00, couple high dressing 106.00-109.50, few low dressing 86.00-91.50

SLAUGHTER COWS: Breaking and Boning, (70-85% lean) 67.50-75.50; high dressing 77.00-80.50; low dressing 59.00-66.50. Lean (85-90%) 61.50-66.00

BRED COWS: Scarce

COW & CALF PAIRS: Scarce

NORTHWEST MISSOURI WEEKLY SUMMARY

(Tina)

Receipts: 1975 Two weeks ago: 2604
 Compared to two weeks ago, feeders uneven from 5.00 lower to 5.00 higher, with a few instances sharply lower or higher. No slaughter cows reported this week.

FEEDER STEERS:
 Medium and Large 1

400-500 lbs. 200.00-231.00
 500-600 lbs. 191.00-214.50
 600-700 lbs. 178.00-197.00
 700-800 lbs. 160.00-182.50
 800-850 lbs. 163.00-175.25

FEEDER HEIFERS:
 Medium and Large 1

400-500 lbs. 179.00-191.00
 500-600 lbs. 169.00-192.50
 600-700 lbs. 166.00-180.00
 700-750 lbs. 159.50-160.00

SLAUGHTER BULLS: not reported

SLAUGHTER COWS: not reported

BRED COWS: Scarce

COW & CALF PAIRS: Scarce

AFTERNOON NATIONAL SLAUGHTER CATTLE REVIEW 12/23/22

So far for Friday in the Texas Panhandle negotiated cash trading has been slow to moderate on light to moderate demand. Compared to last week live purchases 1.00 higher at 156.00. In Kansas and Western Cornbelt negotiated cash trading has been limited on light demand. In Kansas, a few, live purchases traded at 156.00. In the Western Cornbelt, a few, live purchases traded at 157.00. In Nebraska negotiated cash trading has been mostly inactive on very light demand. Not enough purchases these three regions, in any price range, for a full market trend. In Nebraska Thursday was the reported dressed purchase market at 249.00. Last week live purchases traded from 155.00- 157.00. The latest established market in Kansas was last week with live purchases at 155.00. For the prior week in Western Cornbelt live and dressed purchases traded from 155.00-157.00 and at 248.00, respectively. In Colorado negotiated cash trade has been a standstill. The most recent market was from two week ago with live purchases at 157.00.

Negotiated Cash Sales:

Confirmed:	9970	Week Ago:	6517	Year Ago:	0
Week to date:	32,537	Week Ago:	71,490	Year Ago:	35,793

Live Basis	Steers	Heifers
Over 80% Choice	155.00-157.50, avg 156.72	156.00-157.00, avg 156.42
65-80% Choice	156.00	156.00
35-65% Choice	156.00	155.00-156.00, avg 155.86
0-35% Choice	-	-
Total All Grades	155.00-157.50, avg 156.22	155.00-157.00, avg 156.14
Dressed Basis		
Over 80% Choice	245.00-249.00, avg 246.98	-
65-80% Choice	-	-
35-65% Choice	-	-
0-35% Choice	-	-
Total All Grades	245.00-249.00, avg 246.98	-

WEEKLY COMMODITY FUTURES TRENDS

Compared to last week, Live Cattle 1.50 to 2.12 higher, Lean Hogs 1.93 to 2.65 higher, Feeder Cattle Jan 0.23 higher, others 1.20 to 2.13 higher.

Daily Futures Closes

	Mon.	Tues.	Wed.	Thu.	Fri.
Cattle					
Dec	155.27	155.05	156.12	155.90	156.90
Feb	156.05	155.57	157.70	157.30	157.75
Apr	159.92	159.65	161.17	161.32	161.82
Jun	156.00	155.82	156.97	157.27	157.85
Aug	156.10	156.02	156.80	157.02	157.52
Lean Hogs					
Feb	85.70	84.25	88.40	89.05	87.82
Apr	93.00	92.17	95.27	96.02	95.37
May	98.75	98.50	100.65	101.12	100.72
Jun	106.95	106.52	108.42	108.95	108.75
Jul	107.42	107.17	108.65	109.12	109.05
Fdr Cat					
Jan	182.10	183.62	183.82	183.97	184.00
Mar	183.80	185.02	185.72	186.45	186.75
Apr	187.47	188.47	189.35	189.90	190.25
May	190.97	191.70	192.55	192.92	193.27
Aug	200.50	201.35	201.82	202.20	202.55
Milk					
Dec	20.53	20.52	20.57	20.55	20.53
Jan	19.07	18.73	18.73	19.25	19.46
Feb	18.87	18.52	18.23	18.52	18.67

WEEKLY COMMODITY GRAIN FUTURES TRENDS

Compared to last week, Soybeans 0.01 to 0.05 higher, except Jan 0.01 lower, Wheat 0.21 to 0.23 higher, Corn 0.04 to 0.13 higher, KC Wheat 0.28 to 0.31 higher, Soybean Meal 7.50 to 8.90 lower.

Daily Grain Futures Closes

	Mon.	Tues.	Wed.	Thu.	Fri.
Soybeans					
Jan	1460 3/4	1478 1/2	1481	1467 3/4	1479
Mar	1463 1/2	1479 3/4	1484 1/2	1472	1484 1/2
May	1467 1/4	1483	1487 1/2	1475 3/4	1490
Jul	1470 1/2	1485 1/2	1490	1478 1/4	1493
Aug	1451 1/4	1465	1469	1458 1/2	1472 3/4
Wheat					
Mar	748 1/2	750 1/2	767 3/4	762 1/4	776
May	756 3/4	757 1/2	775 1/4	769 3/4	782 1/2
Jul	761 3/4	762	779 1/2	774 3/4	786 1/4
Sep	768 1/2	769	786	781 3/4	792 3/4
Dec	780 1/2	780 1/2	797 1/2	793 3/4	804 1/2
Corn					
Mar	647 1/4	652	662 1/4	660 1/2	666 1/4
May	648	652	661 3/4	660 1/4	665
Jul	643	646 1/4	655 1/2	654 1/4	658
Sep	607 1/4	609 1/4	615	615	616 3/4
Dec	595 1/4	596 1/4	602 1/4	601 1/4	601 3/4
KC Wheat					
Mar	843 1/2	847	864	866	874 3/4
May	837 1/2	840 3/4	857	859 3/4	869
Jul	831	834	849 1/4	852 3/4	862
Sep	833	835 3/4	850	853 1/4	862 1/2
Dec	837 3/4	840 1/2	853 3/4	856 1/2	865 3/4
SB Meal					
Jan	449.10	452.40	456.00	452.00	455.30
Mar	446.10	449.30	452.70	448.30	451.30
May	439.50	442.00	445.30	441.50	443.90
Jul	435.20	437.50	440.30	436.90	439.30
Aug	428.70	430.20	432.80	429.70	431.80

MISSOURI GRAIN WEEKLY TRENDS

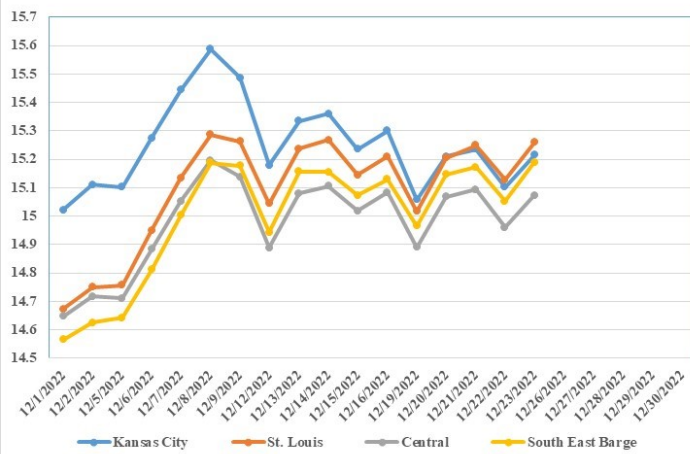
Compared to last week, Soybeans 0.11 lower to 0.07 higher, Wheat 0.22 to 0.23 higher, Corn 0.10 to 0.13 higher, Sorghum 0.13 higher.

Area	#1 Soybeans	#2 Soft Wheat	#2 Corn	#2 Grain Sorghum
Kansas City				
Friday**	15.20-15.40	7.74	6.93-7.18	6.58
Monday	15.01-15.11	7.69	6.87-7.12	6.52
Tuesday	15.09-15.29	7.71	6.92-7.14	6.57
Wednesday	15.11-15.31	7.88	7.02-7.24	6.67
Thursday	14.98-15.18	7.82	7.01-7.23	6.66
Friday	15.09-15.29	7.96	7.06-7.28	6.71
St. Louis				
Friday**	15.20-15.22	6.89-7.89	6.70	6.28-6.63
Monday	15.01-15.03	6.84-7.84	6.62-6.64	6.22-6.57
Tuesday	15.21	6.86-7.86	6.67-6.69	6.27-6.62
Wednesday	15.23-15.27	7.03-8.03	6.77-6.79	6.37-6.72
Thursday	15.12-15.14	6.97-7.97	6.76-6.78	6.36-6.71
Friday	15.25-15.27	7.11-8.11	6.81-6.83	6.41-6.76
Central				
Friday**	15.05-15.10	7.14-7.34	6.88	---
Monday	14.86-14.91	7.09-7.29	6.82	---
Tuesday	15.04-15.09	7.11-7.31	6.87	---
Wednesday	15.06-15.11	7.28-7.48	6.97	---
Thursday	14.93-14.98	7.22-7.42	6.96	---
Friday	15.04-15.09	7.36-7.56	7.01	---
S.E. MO				
Friday**	15.04-15.20	7.49	6.53-6.83	---
Monday	14.91-15.01	7.44	6.46-6.77	---
Tuesday	15.09-15.19	7.46	6.52-6.82	---
Wednesday	15.11-15.21	7.63	6.62-6.92	---
Thursday	14.98-15.08	7.57	6.71-6.91	---
Friday	15.19	7.71	6.76-6.96	---

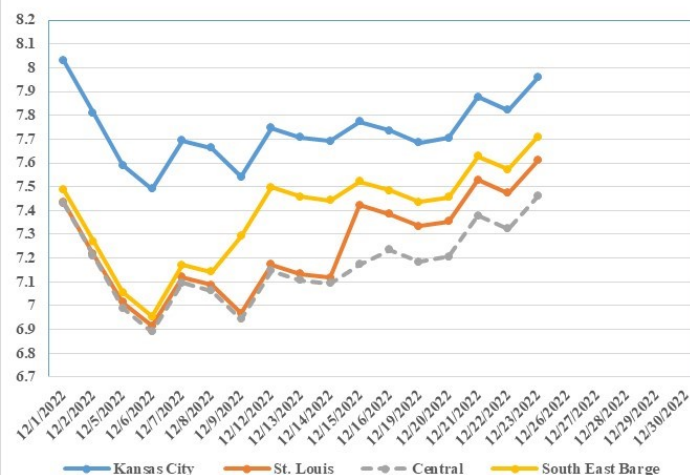
(PRICES PER BUSHEL) *NEW CROP **PREVIOUS WEEK'S PRICES
*Bids calculated using Kansas City, St. Louis, and St. Joseph bids

MONTHLY GRAIN CROP

December 2022 Soybean Bids



December 2022 Wheat Bids



December 2022 Corn Bids



*Axis value ranges may be updated to reflect data points.

WHOLESALE FEEDSTUFFS PRICES 12/23/22
(DOLLARS PER TON-BULK BASIS)

Area	Soybean Hulls	Soybean Meal 46.5-48%	Corn Gluten Pellets 21%	Wheat Middlings
Kansas City	225.00	452.30	306.50	297.50
St. Louis	n/a	n/a	290.00	261.67

COLD STORAGE 12/22/22

Total natural cheese stocks in refrigerated warehouses on November 30, 2022 were down 1 percent from the previous month but up 1 percent from November 30, 2021.

Butter stocks were down 17 percent from last month and down 5 percent from a year ago.

Total frozen poultry supplies on November 30, 2022 were down 11 percent from the previous month but up 18 percent from a year ago. Total stocks of chicken were up 2 percent from the previous month and up 22 percent from last year. Total pounds of turkey in freezers were down 50 percent from last month but up 1 percent from November 30, 2021.

Total frozen fruit stocks were up 3 percent from last month and up 22 percent from a year ago.

Total frozen vegetable stocks were down 2 percent from last month and down 2 percent from a year ago.

Total red meat supplies in freezers were down 4 percent from the previous month but up 10 percent from last year. Total pounds of beef in freezers were up 2 percent from the previous month and up 6 percent from last year. Frozen pork supplies were down 11 percent from the previous month but up 13 percent from last year. Stocks of pork bellies were up 35 percent from last month and up 116 percent from last year.

CATTLE ON FEED 12/23/22

Cattle and calves on feed for the slaughter market in the United States for feedlots with capacity of 1,000 or more head totaled 11.7 million head on December 1, 2022. The inventory was 3 percent below December 1, 2021.

Placements in feedlots during November totaled 1.93 million head, 2 percent below 2021. Net placements were 1.87 million head. During November, placements of cattle and calves weighing less than 600 pounds were 540,000 head, 600-699 pounds were 465,000 head, 700-799 pounds were 405,000 head, 800-899 pounds were 290,000 head, 900-999 pounds were 135,000 head, and 1,000 pounds and greater were 90,000 head.

Marketings of fed cattle during November totaled 1.89 million head, 1 percent above 2021. Marketings were the highest for November since the series began in 1996.

Other disappearance totaled 57,000 head during November, 7 percent below 2021.

MISSOURI WEEKLY HAY SUMMARY 12/22/2022

Farmers spent the early week preparing, best they could, for the official arrival of winter which arrived in full force mid-week. Temperatures and wind chills forecasted at dangerously low levels prior to Christmas will make the shortest days of the year likely seem quite long. Wind chills are forecasted to be 25-35 below zero and any one that has been in the livestock business long knows that means nothing wants to run, everything wants to break and trying to keep livestock fed and watered will really make one consider selling out and moving to Florida. Any hay movement will likely be temporarily halted as most trucks will remain parked due to weather and the holiday. The supply of hay is light to moderate, demand is moderate, and prices mostly steady. The Missouri Department of Agriculture has a hay directory visit <http://mda.mo.gov/abd/haydirectory/> for listings of hay <http://agebb.missouri.edu/haylst/>

- Alfalfa - Supreme 250.00-300.00, small square 10.00-15.00 per bale
- Alfalfa - Premium 180.00-250.00
- Alfalfa - Good 150.00-180.00, small square 5.00-9.00 per bale
- Alfalfa - Fair 125.00-150.00
- Alfalfa/grass mix - Good/Premium small square 5.00-9.00 per bale
- Mixed grass - Good/Premium 125.00-175.00
- Mixed grass - Fair/Good 100.00-150.00, small square 5.00-8.00 per bale
- Mixed grass - Fair 50.00-85.00 per large round bale
- Wheat straw - 4.00-7.00 per small square bale

Please Note: The above volumes (tonnage, acres, and bales) listed on this USDA LPGMN report are for confirmed trades only, it does not include estimated volume (tonnage) for bids or offers to the trade.

The current hay directory can be found at:

<https://apps.mda.mo.gov/HayDirectory>.

List your hay for sale at:

<https://agmarketnews.mo.gov/hay-directory/hay-listing-online-form#no-back>

MISSOURI WEEKLY SHEEP/GOAT AUCTION SUMMARY

12/16/2022

Receipts: 641 Week Ago: 350 Last Year: 777

SHEEP: Feeder lambs hair Small and Medium 1-2 pkg 37 lbs 325.00; 40-50 lbs 267.50-310.00; pkg 50 lbs 287.50. Slaughter lambs Choice and Prime 1-3 w/s pkg 108 lbs 175.00. Choice 1-3 w/s pkg 112 lbs 145.00. Good 1-2 w/s 90-105 lbs 105.00. Choice and Prime 1-3 hair 50-70 lbs 255.00-290.00; 70-85 lbs 230.00-260.00; pkg 90 lbs 190.00. Choice 1-3 hair 60-70 lbs 237.50-262.50; 10 hd 70 lbs 227.50 ;90-100 lbs 150.00. Slaughter ewes Utility and Good 1-3 pkg 178 lbs 75.00. Slaughter ewes Good 2-3 hair 100-150 lbs .115.00-127.50. Utility and Good 1-3 hair 80-145 lbs 90.00-115.00. Cull and Utility 1-2 hair pkg 78 lbs 65.00. Bucks 1-2 hair 115-135 lbs 105.00-170.00; 150-185 lbs 90.00-117.50. Replacements: Families Small and Medium 1-2 2-4 yrs 100-120 lbs exposed with baby to 20 lb lambs 220.00-330.00 per family.

Goats: Feeder kids Selection 1 25-50 lbs 320.00-340.00. Selection 2 35-45 lbs 195.00-210.00, pygmies 195.00-227.50. Selection 3 pkg 40 lbs pygmies 165.00. Slaughter kids Selection 1 50-60 lbs 300.00-310.00; 60-70 lbs 292.50-317.50; pkg 92 lbs 185.00. Selection 2 50-60 lbs 257.50-260.00; 70-80 lbs 270.00-275.00. Selection 3 pkg 55 lbs 180.00. Slaughter nannies/does Selection 1-2 70-90 lbs 125.00-232.50; 90-100 lbs 90.00-162.50; 100-150 lbs 125.00-160.00. Slaughter bucks/billies Selection 1-2 pkg 55 lbs pygmies 175.00; 100-135 lbs 150.00-220.00; 155-190 lbs 200.00-230.00. Slaughter wethers Selection 1-2 pkg 80 lbs 212.50. Wether kids Selection 1 pkg 50 lbs 312.50.

Explanatory Notes: Stage - Represents estimated lambing/kidding period (Open, Exp=exposed, Bred, Fall = Sep-Nov, Win = Dec-Feb, Spr = Mar-May, Sum=Jun-Aug; w/s = woolled and shorn; /hd= per head; All price CWT unless otherwise noted.

MISSOURI DROUGHT MONITOR 12/22/2022

Date	None	D0	D1	D2	D3	D4
12/20/22	39.96	29.18	29.03	1.83	0	0
12/13/22	24.60	75.40	35.51	5.54	0.22	0
12/21/21	57.80	38.28	3.92	0	0	0

Reflects percentage of Missouri impacted by drought. D0 Abnormally Dry; D1 Moderate Drought; D2 Severe Drought; D3 Extreme Drought; D4 Exceptional Drought

NATIONAL DIRECT DELIVERED FEEDER PIG REPORT

12/23/22 Receipts: 62,724 Week ago: 95,412 Year Ago: 88,701
Early weaned pigs and all feeder pigs 1.00 to 2.00 higher.
Early weaned pigs 10-12 lbs. basis:
Cash 35,250 head 45.00-63.00, weighted average 56.49
Formula 19,934 head 44.55-60.24, weighted average 55.00
Feeder pigs 40 pounds basis:
Cash 7,540 head 56.00-82.00, weighted average 73.80

NATIONAL DAILY DIRECT PRIOR DAY HOG REPORTS FOR 12/23/22

BARROWS AND GILTS (Carcass Basis): 3,285 head
Base Carcass Price 75.00-80.00, weighted average 79.14

SOWS (Live Basis): 4,967 head
300-500 lbs. 18.00-60.00
Over 500 lbs. 37.47-61.00

MISSOURI WEEKLY DIRECT SLAUGHTER CATTLE REPORT 12/23/22

Weekly Receipts: 120 Week ago: 400 Year ago: 280
Trade as of Friday morning: trade is pretty much at a standstill with the cold weather. Most producers passing bids.

LIVE STEERS & HEIFERS: No sales reported
DRESSED STEERS & HEIFERS: 3 loads Thu afternoon 247.00 flat

GRADE AND WEIGHT (Grid): No sales

Click here for the current [National Crop Progress](#)
Click here for the current [Missouri Crop Progress](#)