

Weekly Market Summary

Published by:
Missouri Department of Agriculture
Ag Business Development Division
Market News Program



Chris Chinn, Director
 Jill Wood, Division Director
 Tony Hancock, Editor
<http://www.ams.usda.gov/marketnews.htm>
<http://www.ams.usda.gov/marketnews.htm>

Michael L. Parson, Governor

Volume XLIII, Number 6 ♦ P.O. Box 630, Jefferson City, MO 65102 ♦ (573) 751-4211 ♦ Monday, February 13, 2023

MISSOURI WEEKLY FEEDER CATTLE WEIGHTED AVERAGE REPORT

Receipts: 39,020 Week ago: 21,628 Year ago: 16,402

Steers and Heifers Medium and Large 1—Weighted average weights and prices

STEERS: Medium and Large 1

271 lbs. 211.40	475 lbs. 239.23	674 lbs. 193.57	878 lbs. 178.65
330 lbs. 247.97	526 lbs. 227.20	724 lbs. 188.37	928 lbs. 171.80
380 lbs. 237.76	576 lbs. 216.91	773 lbs. 184.16	962 lbs. 172.50
426 lbs. 238.31	625 lbs. 205.28	824 lbs. 181.15	

HEIFERS: Medium and Large 1

284 lbs. 195.04	471 lbs. 199.50	672 lbs. 177.38	864 lbs. 156.25
324 lbs. 212.53	525 lbs. 193.28	710 lbs. 174.05	
380 lbs. 207.77	572 lbs. 187.67	777 lbs. 170.17	
424 lbs. 204.39	621 lbs. 182.53	826 lbs. 166.34	

Missouri Steer (Heifer) Stocker Formula for 02/13/2023

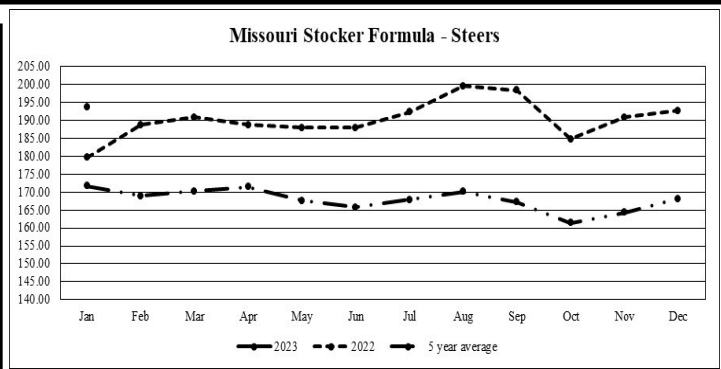
Monday's Missouri Stocker Formula consists of **8452 (8342)** head with a weighted average weight of **551.35 (543.60)** lbs. and a price value of **214.47 (186.46)**, 0.40 lower (1.22 lower) than last week.

This a rolling seven day calculated weighted value which combines all Feeder Steers reported by MDA/USDA Market News Service weighing from 400-649 lbs. in the Medium and Large 1 and Medium and Large 1-2 frame and muscle classifications, including all comment cattle except Brahman X. Heifer values are in parentheses.

Missouri Weekly Cattle Auction Summary 02/13/2023

Compared to last week, feeders sold steady to 5.00 higher. Some auctions early in the week quoted higher trends as they didn't quite see the full gain of the market last week like many of the later week sales did. The supply was moderate to heavy as winter weather wasn't really a factor with transportation this week, although mud is making it difficult for many to get around feeding and possibly preventing a few cattle from getting to town. Heavier offerings with more diversity pulled a few of the overall averages on calf weights down a bit but by no means really a reflection of any lower market. Demand is good to very good. Order buyers are out in full force currently trying to make sure they have enough cattle to fill pastures when grass arrives. The big jump in the market since the start of the year has producers leaving barns with a smiles and lots of talk about will we see record prices again. Of course there is no way to know that and the market still has a ways to go to get to 2014 levels. Even if those levels are reached the situation currently is much different as corn, fuel and other input prices are generally twice as high as when the cattle market reached record levels in 2014 so profits sure won't be the same. A few of couple of notable sales picked from a long list of choices included 110 head of 488 lb. steers at Kingsville Livestock Auction which sold at 254.25 and 164 head of 812 lb. steers at Tina Livestock Market which sold at 187.75. For the entire state over 1800 head of 600-650 lb. steers in Medium and Large 1 class had an average of just a few cents over 205.00. The last notable for this week is the price of slaughter cows that has also climbed sharply, with many cull cows selling in the 90's and some breaking into the over a dollar a pound level. Boxed beef cutouts finally found some strength this week and closed higher. Choice closed the week at 269.66, up 4.92 and select closed at 254.29, up 2.68 compared to last Friday. Negotiated feedlot sales as of Friday afternoon totaled just over 72K head with likely a bit more business taking place after the final reporting time. Live sales were reported from 158.00-160.00 with a few up to 161.00 and dressed sales mostly 254.00. The Missouri Stocker Formula consist of 8452 head with a weighted average weight of 551.35 lbs. and a price value of 214.47, 0.40 lower than last week. The steer/heifer spread is 28.01.

The Weekly Market Summary, as well as historical summaries, are available on our website <https://agmarketnews.mo.gov/summaries>
 Market News Hotline: 1-573-522-9244

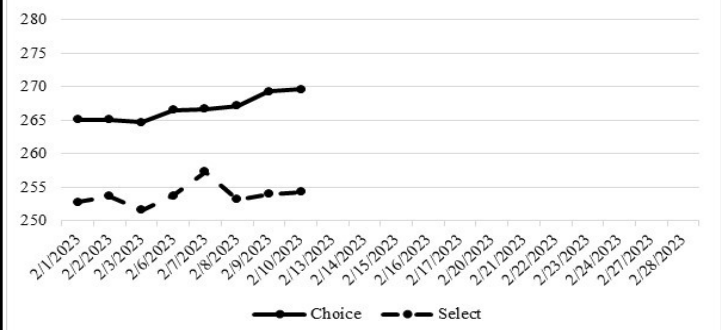


*Graph is updated the first Monday of each month.

NATIONAL BOXED BEEF CUTOUT/BOXED BEEF CUTS

DATE	CHOICE	SELECT	TOTAL LOADS
02/06	266.57	253.72	104
02/07	266.72	257.33	107
02/08	267.20	253.16	110
02/09	269.29	254.01	103
02/10	269.66	254.29	111
5 Day Simple Average	267.89	254.50	

Boxed Beef Cuts February 2023



*Axis value ranges may be updated to reflect data points.

WEEKLY LIVESTOCK SLAUGHTER 02/11/23

	CATTLE	HOGS	SHEEP
Week to Date:	630,000	2,498,000	35,000
Last Week:	641,000	2,595,000	34,000
Last Year:	671,000	2,513,000	30,000

SOUTHWEST MISSOURI WEEKLY SUMMARY

(Joplin and Springfield)

Receipts: 12,475 Week ago: 4114 Year ago: 4129

Compared to last week, feeder calves mostly 5.00 to 10.00 higher, spots 14.00 higher, yearlings steady to 3.00 higher, spots 5.00 higher. Slaughter cows steady to 5.00 higher. Slaughter bulls 1.00 to 6.00 higher.

FEEDER STEERS:
Medium and Large 1

300-400 lbs.	230.00-257.00
400-500 lbs.	219.00-255.00
500-600 lbs.	204.00-230.00
600-700 lbs.	193.00-214.00
700-800 lbs.	174.75-196.25
800-900 lbs.	172.50-184.75
900-950 lbs.	172.00-176.00

FEEDER HEIFERS:
Medium and Large 1

300-400 lbs.	190.00-230.00
400-500 lbs.	185.00-224.00
500-600 lbs.	176.00-199.50
600-700 lbs.	169.00-188.00
700-800 lbs.	170.00-178.00
800-850 lbs.	164.00-171.50

FEEDER HOLSTEIN STEERS
Large 3

300-400 lbs.	127.00-136.00
400-450 lbs.	124.00-136.00
500-550 lbs.	124.00-127.00
600-700 lbs.	106.00-127.00
700-750 lbs.	120.00
800-900 lbs.	110.00-128.00
34 hd 964 lbs.	129.00

SLAUGHTER COWS: Breaking and Boning (70-85% lean) 76.50-96.00; high dressing 88.50-103.00; low dressing 66.00-82.00. Lean (85-90%) 60.00-81.00

SLAUGHTER BULLS: Yield Grade 1-2 1250-2500 lbs. 96.00-113.00; high dressing 109.00-132.50; low dressing 90.00-98.00

BRED COWS: Medium and Large 1 2-4 yrs 1032-1140 lbs 2nd to 3rd stage 1800.00-2200.00, fancy 2600.00; 2-8 yrs 1120-1495 lbs 2nd to 3rd stage 1400.00-2200.00; >8 yrs 1200-1390 lbs 2nd to 3rd stage 1200-1390 lbs 2nd to 3rd stage 1225.00-1350.00. Medium and Large 1-2 2-4 yrs 987-1060 lbs 2nd to 3rd stage 1600.00-1775.00, 1st stage 1225.00; 2-8 yrs 950-1505 lbs 2nd to 3rd stage 1050.00-1550.00, 1st stage 925.00-1175.00 per head

COW & CALF PAIRS: Medium 1-2 2-8 yrs 1060-1330 lbs with 150-300 lb calves 1200.00-1375.00 per pair

BRED HEIFERS: Medium and Large 1 <2 yrs 1040-1085 lbs 2nd to 3rd stage 1900.00-2200.00. Medium and Large 1-2 <2 yrs 785-980 lbs 2nd to 3rd stage 850.00-1600.00 per head

SOUTH CENTRAL MISSOURI WEEKLY SUMMARY

(West Plains, Phillipsburg)

Receipts: 5516 Week ago: 3883 Year Ago: 3560

Compared to last week, steers and heifers steady to 5.00 higher, with calves 10.00 to 15.00 higher early week. Slaughter cows and bulls uneven with early week 2.00 to 3.00 higher and late week cows 2.00 to 4.00 lower and bulls steady.

FEEDER STEERS:
Medium and Large 1

300-400 lbs.	230.00-260.00
400-500 lbs.	221.00-244.00
550-600 lbs.	203.50-234.00
600-700 lbs.	190.00-219.00
700-800 lbs.	180.00-197.00
800-850 lbs.	172.50-179.00
900-950 lbs.	167.00-174.50

FEEDER HEIFERS:
Medium and Large 1

300-400 lbs.	199.00-227.50
400-500 lbs.	190.00-207.50
500-600 lbs.	180.00-200.00
600-700 lbs.	170.00-185.00
700-800 lbs.	158.00-170.00
14 hd 814 lbs.	162.00

FEEDER HOLSTEIN STEERS
Large 3

Scarce Scarce

SLAUGHTER COWS: Breaking and Boning (70-85% lean) 75.00-88.50; high dressing 85.00-105.00; low dressing 59.00-79.00. Lean (85-90%) 62.00-78.00

SLAUGHTER BULLS: Yield Grade 1-2 1225-2360 lbs. 94.00-110.00; high dressing 108.50-130.00; low dressing 70.00-100.00

BRED COWS: Medium and Large 1-2 2-8 yrs 1045-1555 lbs 2nd to 3rd stage 1000.00-1550.00, 1st stage 1125.00-1350.00.

COW & CALF PAIRS: Medium and Large 2 2-8 yrs 1025-1150 lbs with 150-300 lb calves 1250.00-1375.00 per pair

BRED HEIFERS: Medium and Large 1-2 <2 yrs 825-955 lbs 1st to 3rd stage 1000.00-1300.00 per head

WEST CENTRAL MISSOURI WEEKLY SUMMARY

(Kingsville, Windsor, Butler)

Receipts: 8561 Week ago: 7591 Year ago: 5700

Compared to last week, bulk of steers and heifers steady to 5.00 higher, instances heifer calves 8.00 to 15.00 higher. Slaughter cows 2.00 to 7.00 lower.

FEEDER STEERS:
Medium and Large 1

400-500 lbs.	216.00-254.25
500-600 lbs.	211.00-245.00
600-700 lbs.	180.00-217.50
700-800 lbs.	176.00-196.75
800-900 lbs.	169.50-186.35

FEEDER HEIFERS:
Medium and Large 1

400-500 lbs.	185.00-212.50
500-600 lbs.	179.00-212.75
600-700 lbs.	167.50-195.00
700-750 lbs.	164.00-180.00
800-900 lbs.	156.75-160.00

SLAUGHTER BULLS: Yield Grade 1-2 1185-2380 lbs 94.00-110.00; high dressing 110.00-117.00; low dressing 79.00-95.00

SLAUGHTER COWS: Breaking and Boning (70-85% lean) 76.00-90.50; high dressing 86.00-93.50; low dressing 68.00-78.00. Lean (85-90%) 64.00-83.00

BRED COWS: Medium and Large 1 2-4 yrs pkg 1127 lbs 2nd to 3rd stage 1500.00. Medium and Large 1-2 2-8 yrs 1105-1324 lbs 2nd to 3rd stage 1100.00-1250.00/head

COW & CALF PAIRS: Scarce

NORTHEAST MISSOURI WEEKLY SUMMARY

(Bowling Green, Kingdom City, Palmyra)

Receipts: 6998 Week ago: 4378 Year ago: 2746

Compared to last week, steers under 600 lbs 5.00 to 15.00 higher, over 600 lbs firm to 5.00 higher. Heifers under 600 lbs 5.00 to 10.00 higher, over 600 lbs steady to 5.00 higher. Slaughter cows steady to firm.

FEEDER STEERS:
Medium and Large 1

400-500 lbs.	215.00-251.00
500-600 lbs.	200.00-239.00
600-700 lbs.	186.50-210.00
700-800 lbs.	178.00-192.00
800-900 lbs.	170.50-176.75

FEEDER HEIFERS:
Medium and Large 1

300-400 lbs.	199.00-225.00
400-500 lbs.	185.00-215.00
500-600 lbs.	180.00-203.00
600-700 lbs.	172.50-187.00
700-800 lbs.	169.00-180.00

SLAUGHTER BULLS: Yield Grade 1-2 1395-2325 lbs 90.00-121.50; high dressing 104.00-126.50; low dressing few 86.00-96.00

SLAUGHTER COWS: Breaking and Boning, (70-85% lean) 78.00-93.00; high dressing 88.00-104.00; low dressing 67.00-87.00. Lean (85-90%) 73.00-83.00

SLAUGHTER STEERS: Choice 2-3 157.00-163.00. Choice 3-4 155.00-157.00.

SLAUGHTER HEIFERS: Choice and Prime 2-4 164.00. Choice 2-3 157.00-163.00. Choice 3-4 152.00-156.00

BRED COWS: Scarce

COW/CALF PAIRS: Scarce

NORTH CENTRAL MISSOURI WEEKLY SUMMARY

(Macon, Unionville, Green City, New Cambria)

Receipts: 4237 Week ago: 4802 Year ago: 3483

Compared to two weeks ago, steers and heifers firm to 5.00 higher, spots 10.00 higher. Slaughter cows mostly 5.00 to 8.00 higher.

*Some sale barns on a bi-weekly schedule and may not have a sale each week.

FEEDER STEERS:
Medium and Large 1

400-500 lbs.	229.00-256.25
500-600 lbs.	205.00-248.00
600-700 lbs.	186.00-217.00
700-800 lbs.	179.50-197.00
800-900 lbs.	180.75-184.00

FEEDER HEIFERS:
Medium and Large 1

400-500 lbs.	188.50-204.00
500-600 lbs.	179.00-195.10
600-700 lbs.	173.00-186.25
700-800 lbs.	170.25-176.00
800-900 lbs.	156.75-167.25

SLAUGHTER BULLS: Yield Grade 1-2 1630-2080 lbs 95.50-110.00; high dressing 103.00-114.00

SLAUGHTER COWS: Breaking and Boning, (70-85% lean) 71.00-87.00; high dressing 81.50-91.00. Lean (85-90%) 59.00-81.00

BRED COWS: Medium and Large 1 2-4 yrs 1150-1265 lbs 3rd stage 1950.00-2475.00; 20 hd 2-8 yrs 1250 lbs 3rd stage 2025.00; 5-8 yrs 1200-1500 lbs 3rd stage 1775.00-1900.00 per head

BRED HEIFERS: Medium and Large 1 2-8 yrs 1200-1300 lbs with 150 to >300 lb calves 1950.00-2025.00. Medium and Large 1-2 5-8 yrs 1050-1150 rebred 1st to 2nd stage with >300 lb calves 2200.00-2325.00 per pair

SOUTHEAST MISSOURI WEEKLY SUMMARY

(Jackson and Farmington)

Receipts: 1784 Week ago: 363 Year ago: 1093

Compared to last week, steers and heifers 5.00 to 15.00 higher. Slaughter cows 7.00 to 10.00 higher and slaughter bulls 2.00 to 10.00 higher.

FEEDER STEERS:
Medium and Large 1

400-500 lbs.	185.00-215.00
500-600 lbs.	180.00-208.00
600-700 lbs.	165.00-194.00
700-800 lbs.	160.00-177.00
800-900 lbs.	160.00-172.00

FEEDER HEIFERS:
Medium and Large 1

400-500 lbs.	165.00-195.00
500-600 lbs.	159.00-184.00
600-700 lbs.	150.00-176.50
700-800 lbs.	143.00-172.00
800-850 lbs.	140.00-159.00

SLAUGHTER BULLS: Yield Grade 1-2 1065-2145 lbs. 80.00-100.00; high dressing 101.00-113.00

SLAUGHTER COWS: Breaking and Boning (75-85% lean) 68.00-82.00; high dressing 77.00-90.00. Lean (85-90% lean) 55.00-67.00

BRED COWS: Medium and Large 2 2-8 yrs 987-1550 lbs 1st to 3rd stage 750.00-1375.00; >8 yrs 1065-1417 lbs 1st to 3rd stage 775.00-1000.00 per head

COW & CALF PAIRS: Medium and Large 2 one pair 2-8 yrs 1300 lbs with 150-300 lb calves 1275.00 per pair

EAST CENTRAL MISSOURI WEEKLY SUMMARY

(Cuba, Vienna)

Receipts: 3190 Week ago: 884 Year ago: 1187

Compared to last week, steers and heifers 4.00 to 8.00 higher. Slaughter cows 4.00 to 5.00 higher.

FEEDER STEERS:
Medium and Large 1

300-400 lbs.	235.00-264.00
400-500 lbs.	221.00-239.00
500-600 lbs.	208.00-235.00
600-700 lbs.	183.50-212.00
700-800 lbs.	178.00-188.00
	169.75-183.00

FEEDER HEIFERS:
Medium and Large 1

300-400 lbs.	205.00-223.00
400-500 lbs.	190.00-215.00
500-600 lbs.	175.00-206.00
600-700 lbs.	171.50-185.00
700-800 lbs.	165.50-174.00

SLAUGHTER BULLS: Yield Grade 1-2 1245-2130 lbs 90.00-110.00; high dressing couple 115.00-123.00; low dressing 79.00-95.00

SLAUGHTER COWS: Breaking and Boning, (70-85% lean) 80.00-90.00; high dressing 87.50-93.50; low dressing 72.00-81.00. Lean (85-90%) 71.00-81.50

BRED COWS: Medium and Large 1 >5 yrs 1320-1450 lbs 2nd to 3rd stage 1310.00-1475.00 per head.

COW & CALF PAIRS: Medium and Large 1-2 one pair 2-4 yrs 925 lbs with 150-300 lb calves 1725.00 per pair

BRED HEIFERS: Medium and Large 1-2 6 hd <2 yrs 902 lbs 3rd stage 1725.00 per head

NORTHWEST MISSOURI WEEKLY SUMMARY

(Tina)

Receipts: 2495 Two Weeks ago: 1776

Compared to two weeks ago, feeders under 700 lbs 15.00 to 20.00 higher, some under 500 lbs 25.00 higher. Feeders over 700 lbs 5.00 to 10.00 higher on limited comparisons. Slaughter cows 12.00 to 15.00 higher.

FEEDER STEERS:
Medium and Large 1

400-500 lbs.	232.00-253.00
500-600 lbs.	216.00-236.00
600-700 lbs.	188.50-218.00
700-800 lbs.	186.50-194.85
164 hd 812 lbs.	187.75

FEEDER HEIFERS:
Medium and Large 1

400-500 lbs.	201.00-209.00
500-600 lbs.	185.00-207.00
600-650 lbs.	177.00-182.00
700-750 lbs.	174.00-176.10

SLAUGHTER BULLS: Yield Grade 1-2 1530-2030 lbs 96.00-112.00

SLAUGHTER COWS: Breaking and Boning, (70-85% lean) 80.50-94.00; high dressing 86.00-104.00 Lean (85-90%) 70.00-80.00

BRED COWS: Scarce

COW & CALF PAIRS: Scarce

AFTERNOON NATIONAL SLAUGHTER CATTLE REVIEW

So far for Friday in the Southern Plains and Western Cornbelt negotiated cash trading has been slow on light demand. In the Texas Panhandle, compared to last week, a few early live purchases have traded 2.00 higher at 160.00. In Kanas, compared to last week, a few early live purchases traded 1.00-2.00 higher at 160.00. In the Western Cornbelt, compared to the last reported market on Thursday, a few live and dressed purchases traded steady at 160.00 and at 254.00, respectively. In Nebraska negotiated cash trading has been mostly inactive on light demand. Not enough purchases for a market trend. Thursday was the last reported dressed purchase market at 254.00. Last week live purchases traded from 155.00-159.00.

Negotiated Cash Sales:					
Confirmed:	12,501	Week Ago:	12,243	Year Ago:	3,844
Week to date:	72,025	Week Ago:	18,979	Year Ago:	102,022
Live Basis		Steers		Heifers	
Over 80% Choice	157.00-161.00, avg 160.19		157.00-160.00, avg 159.27		
65-80% Choice	159.00-160.00, avg 159.97		160.00		
35-65% Choice	160.00		-		
0-35% Choice	-		-		
Total All Grades	157.00-161.00, avg 160.07		157.00-160.00, avg 159.40		
Dressed Basis		Steers		Heifers	
Over 80% Choice	254.00		254.00		
65-80% Choice	254.00		254.00		
35-65% Choice	-		-		
0-35% Choice	-		-		
Total All Grades	254.00		254.00		
All Beef Type Steers/Heifers	Head	Avg Wt	Price Range	Wtd Avg	
Live FOB	9193	1386.9	157.00-163.00	159.53	
Live Del	195	1410.9	160.00-161.00	160.19	
Dressed Del	2065	909.1	248.00-254.00	253.90	
Dressed FOB	1048	948.5	253.00-256.00	254.73	

WEEKLY COMMODITY FUTURES TRENDS

Compared to last week, Live Cattle Feb 0.93 higher, others 0.17 to 1.02 lower, Lean Hogs Feb 0.85 higher, others 1.25 to 3.15 lower, Feeder Cattle Mar and Apr 0.05 to 0.30 higher, others 0.07 to 0.22 lower.

Daily Futures Closes

	Mon.	Tues.	Wed.	Thu.	Fri.
Cattle					
Feb	160.82	160.57	160.80	160.82	161.20
Apr	164.47	163.60	163.70	163.62	163.95
Jun	160.70	159.80	159.77	159.52	159.75
Aug	159.82	159.05	158.85	158.57	158.70
Oct	164.05	163.30	163.02	162.82	162.85
Lean Hogs					
Feb	75.05	75.37	75.92	75.82	75.87
Apr	82.72	83.27	84.07	83.32	83.32
May	92.25	92.65	93.82	93.02	93.20
Jun	100.55	100.65	102.00	101.65	101.65
Jul	102.57	102.67	104.12	103.87	103.62
Fdr Cat					
Mar	187.70	187.20	186.45	186.82	186.40
Apr	191.75	191.35	190.72	190.72	190.67
May	195.52	194.80	194.42	194.67	194.55
Aug	208.77	208.12	207.57	207.87	207.85
Sep	211.77	210.97	210.45	210.77	210.52
Milk					
Feb	17.84	17.77	17.81	17.96	17.94
Mar	17.46	17.41	17.62	17.93	18.06
Apr	17.90	17.83	18.01	18.29	18.39

WEEKLY COMMODITY GRAIN FUTURES TRENDS

Compared to last week, Soybeans 0.03 to 0.10 higher, Wheat 0.24 to 0.29 higher, Corn steady to 0.02 higher, except Sept 0.01 lower, KC Wheat 0.19 to 0.36 higher, Soybean Meal 0.60 to 2.90 higher, except May and July 0.50 lower.

Daily Grain Futures Closes

	Mon.	Tues.	Wed.	Thu.	Fri.
Soybeans					
Mar	1521 1/4	1515 1/4	1519 3/4	1519 1/4	1542 1/2
May	1514 1/2	1510 1/4	1513 3/4	1511 3/4	1533 1/2
Jul	1507	1504 1/4	1506	1502 3/4	1522 1/2
Aug	1469 3/4	1468	1468 1/4	1463 1/4	1481 1/2
Sep	1399 1/4	1399 3/4	1400 1/4	1395 3/4	1410
Wheat					
Mar	750 1/4	749 3/4	764 3/4	757 1/4	786
May	762	761 1/4	775	768	795 3/4
Jul	766 3/4	767	779 3/4	773 1/4	799
Sep	775 3/4	776 1/4	788 1/2	782 1/4	806 1/4
Dec	789 1/4	790 1/4	801 1/2	795 1/2	818 3/4
Corn					
Mar	679	674	678 1/2	670 3/4	680 1/2
May	677 3/4	673	676 1/4	669	678 1/4
Jul	668	662 1/2	665 1/4	658 3/4	666 1/2
Sep	613	608	610 1/4	604 1/4	610
Dec	597 3/4	593 1/2	595 1/2	590 1/2	596
KC Wheat					
Mar	876	885 3/4	896	879	909
May	868 1/4	874 3/4	883 1/2	868	896 3/4
Jul	858 1/4	863 1/4	870	855 3/4	882 1/4
Sep	857 1/2	861 3/4	868 1/4	854 1/4	879 3/4
Dec	861	864 1/2	871	857 3/4	882 1/4
SB Meal					
Mar	489.00	481.40	481.90	495.50	499.40
May	474.50	467.70	469.60	478.00	480.20
Jul	466.80	459.20	461.50	468.20	470.10
Aug	451.50	444.20	446.20	452.20	453.40
Sep	432.60	426.50	427.80	432.90	433.30

MISSOURI GRAIN WEEKLY TRENDS

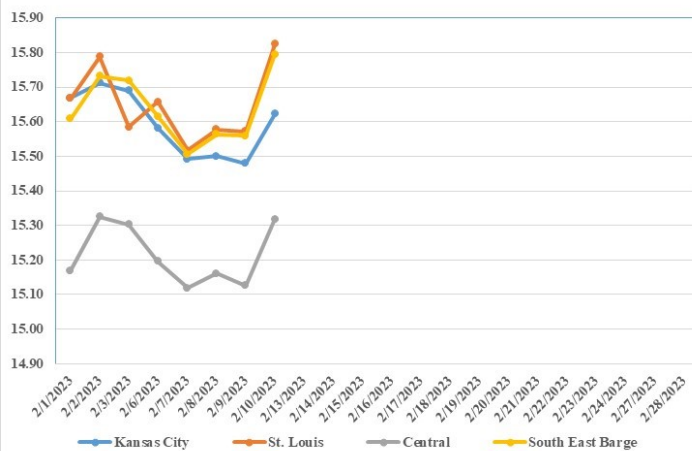
Compared to last week, Soybeans 0.11 lower to 0.06 higher, Wheat 0.29 to 0.30 higher, Corn steady to 0.04 higher, Sorghum 0.03 to 0.04 higher.

Area	#1 Soybeans	#2 Soft Wheat	#2 Corn	#2 Grain Sorghum
Kansas City				
Friday**	15.52-15.77	7.86	7.07-7.25	6.82
Monday	15.41-15.67	7.80	7.09-7.24	6.84
Tuesday	15.35-15.58	7.80	7.04-7.19	6.79
Wednesday	15.34-15.59	7.95	7.09-7.24	6.84
Thursday	15.32-15.57	7.87	7.01-7.16	6.76
Friday	15.44-15.79	8.16	7.11-7.26	6.86
St. Louis				
Friday**	15.76-15.79	7.41-7.91	7.04-7.09	7.22
Monday	15.64-15.67	7.35-7.85	7.04-7.09	7.14-7.24
Tuesday	15.50-15.53	7.35-7.85	6.99-7.04	7.09-7.19
Wednesday	15.55-15.61	7.50-8.00	7.04-7.08	7.14-7.24
Thursday	15.54-15.60	7.42-7.92	6.96-7.00	7.06-7.16
Friday	15.82-15.84	7.71-8.21	7.08-7.10	7.16-7.26
Central				
Friday**	15.27-15.32	7.31-7.36	7.02-7.07	---
Monday	15.16-15.21	7.25-7.30	7.04-7.09	---
Tuesday	15.10-15.15	7.25-7.30	6.99-7.04	---
Wednesday	15.14-15.20	7.40-7.45	7.04-7.09	---
Thursday	15.12-15.15	7.32-7.37	6.96-7.01	---
Friday	15.29-15.34	7.61-7.66	7.06-7.11	---
S.E. MO				
Friday**	15.64-15.80	---	6.94-7.09	---
Monday	15.49-15.69	---	6.95-7.11	---
Tuesday	15.40-15.56	---	6.89-7.04	---
Wednesday	15.49-15.61	---	6.95-7.09	---
Thursday	15.48-15.60	---	6.87-7.01	---
Friday	15.73-15.84	---	6.99-7.11	---

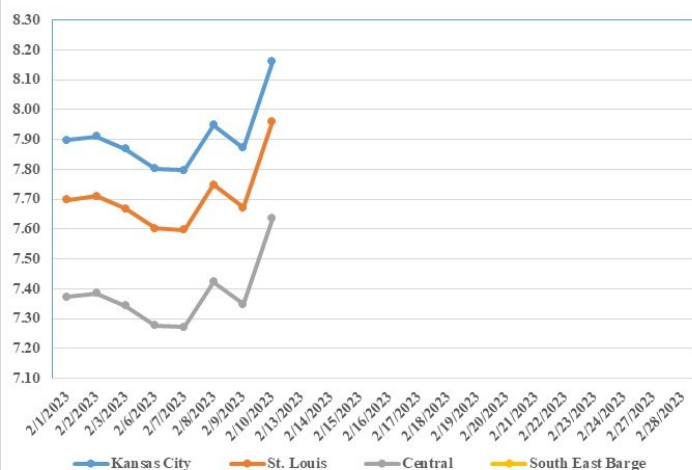
(PRICES PER BUSHEL) *NEW CROP **PREVIOUS WEEK'S PRICES
*Bids calculated using Kansas City, St. Louis, and St. Joseph bids

MONTHLY GRAIN CROP

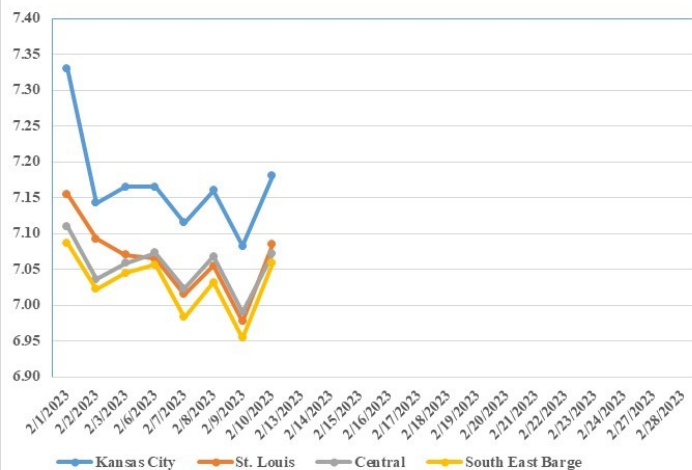
February 2023 Soybean Bids



February 2023 Wheat Bids



February 2023 Corn Bids



*Axis value ranges may be updated to reflect data points.

WHOLESALE FEEDSTUFFS PRICES (DOLLARS PER TON-BULK BASIS)

Area	Soybean Hulls Pellets	Soybean Meal 46.5-48%	Corn Gluten Pellets 21%	Wheat Middlings
Kansas City	256.67	517.90	312.67	217.50
St. Louis	n/a	n/a	302.50	206.00

WORLD AGRICULTURAL SUPPLY AND DEMAND EST.

OILSEEDS: This month's 2022/23 U.S. soybean outlook is for lower soybean crush and higher ending stocks. Soybean crush is forecast at 2.23 billion bushels, down 15 million from last month on lower domestic soybean meal disappearance and a higher soybean meal extraction rate. With soybean exports unchanged, ending stocks are forecast at 225 million bushels, up 15 million. The U.S. season-average soybean price for 2022/23 is forecast at \$14.30 per bushel, up 10 cents from last month. The soybean meal price is forecast at \$450.00 per short ton, up 25 dollars. The soybean oil price forecast is unchanged at 68.0 cents per pound. Global 2022/23 soybean supply and demand forecasts include lower production, crush, and ending stocks. Global production is reduced 5.0 million tons to 383.0 million on lower crops for Argentina and Ukraine. Argentina's crop is reduced 4.5 million tons to 41.0 million on lower area and dry weather conditions impacting yields. Ukraine's crop is down 0.4 million tons on lower reported area harvested. Global soybean exports are nearly unchanged, with lower exports for Argentina offset by higher shipments for Paraguay and Brazil. Soybean imports are increased for Argentina while down for the EU.

COARSE GRAINS: This month's 2022/23 U.S. corn outlook is for lower corn used for ethanol and larger ending stocks. Corn used for ethanol is reduced 25 million bushels, based on data through December from the Grain Crushings and Co-Products Production report and weekly ethanol production data as reported by the Energy Information Administration for the month of January. With no other use changes, U.S. corn ending stocks are up 25 million bushels from last month. The season-average corn price received by producers is unchanged at \$6.70 per bushel. Global coarse grain production for 2022/23 is forecast 3.6 million tons lower to 1,442.8 million. This month's foreign coarse grain outlook is for reduced production, consumption, and ending stocks relative to last month. Foreign corn production is down, with a decline for Argentina partially offset by increases for the Philippines and Vietnam. For Argentina, production is cut based on reductions to both area and yield. Foreign barley production is raised reflecting increases for Russia, Australia, and Uruguay.

WHEAT: The supply and demand outlook for 2022/23 U.S. wheat is largely unchanged this month with minor revisions to domestic use and ending stocks. Food use is lowered 2 million bushels to 975 million, which still is a record. The decrease is based on the NASS Flour Millings Products report, indicating a 2 percent reduction in wheat ground for flour for the October-December quarter compared to a year earlier. Seed use is raised 1 million bushels to 70 million, based primarily on NASS seed use data for the September-November quarter. Wheat exports are unchanged at 775 million tons with offsetting by-class changes. Projected 2022/23 ending stocks are raised 1 million bushels to 568 million. The 2022/23 season average farm price is forecast \$0.10 per bushel lower at \$9.00, based on prices received to date and expectations for cash prices for the remainder of 2022/23. The global wheat outlook for 2022/23 is for increased supplies, consumption, trade, and stocks. Supplies are raised 2.4 million tons to 1,060.5 million, primarily on higher production for Australia and Russia. Australia production is raised 1.4 million tons to 38.0 million, which would be a third consecutive record. The majority of the increase is for Western Australia based on harvest receipts to date. Russia production is raised 1.0 million tons to 92.0 million on larger spring wheat harvested area.

MISSOURI WEEKLY HAY SUMMARY 02/09/23

A fairly quite week around the state some rain fell, which added up to a few inches in the south, and has resulted in a lot of mud when temperatures are above freezing. Still weeks away from grass turn out but the above average weather actually has a few springs of green that can be seen showing up now. This is a bit concerning as the state is a long ways from average last frost date. There is still a fair amount hay moving around the state. The supply of hay is light, demand is moderate and prices are fully steady. The Missouri Department of Agriculture has a hay directory visit <http://mda.mo.gov/abd/haydirectory/> for listings of hay <http://agebb.missouri.edu/haylst/>

Alfalfa - Supreme 250.00-300.00, small square 10.00-15.00 per bale
Alfalfa - Premium 180.00-250.00
Alfalfa - Good 150.00-180.00, small square 5.00-9.00 per bale
Alfalfa - Fair 125.00-150.00
Alfalfa/grass mix - Good/Premium small square 5.00-9.00 per bale
Mixed grass - Good/Premium 125.00-175.00
Mixed grass - Fair/Good 100.00-150.00, small square 5.00-8.00 per bale
Mixed grass - Fair 50.00-100.00 per large round bale
Con stalk - 35.00-55.00 per round bale
Wheat straw - 4.00-7.00 per small square bale

Please Note: The above volumes (tonnage, acres, and bales) listed on this USDA LPGMN report are for confirmed trades only, it does not include estimated volume (tonnage) for bids or offers to the trade.

The current hay directory can be found at: [Hay Directory](#)

List your hay for sale at: [Hay Listing Online Form](#)

Explanation of Hay Quality Guidelines: [Hay Quality Designation Guidelines](#)

Glossary of Terms: [Livestock, Poultry, and Grain Hay Terms](#)

MISSOURI WEEKLY SHEEP/GOAT AUCTION SUMMARY

02/13/23

Receipts: 2347 Week Ago: 450 Last Year: 348

SHEEP: Feeder lambs Small and Medium 1-2 hair 30-55 lbs 270.00-330.00, thin 250.00. Slaughter lambs Choice and Prime 1-3 woolled 29 hd 69 lbs 241.00; 20 hd 85 lbs 212.50; pkg 98 lbs 177.50. Choice and Prime 1-3 hair 50-70 lbs 260.00-310.00; 70-80 lbs 250.00-255.00. Choice 1-2 hair pkg 55 lbs 260.00; pkg 60 lbs 245.00; 70-80 lbs 210.00-215.00. Choice 1-3 pkg 52 lbs 260.00; pkg 68 lbs 240.00; 75-80 lbs 205.00-220.00; 85-100 lbs 180.00-190.00. Good and Choice 1-2 15 hd 65 lbs 160.00. Slaughter ewes Utility and Good 1-3 180-200 lbs 80.00-100.00. Utility 1-2 195-235 lbs 51.00-60.00. Utility and Good 1-3 hair 105-130 lbs 100.00-120.00. Utility and Good 1-3 hair 80-120 lbs 100.00-120.00. Cull and Utility 1-2 hair pkg 129 lbs 80.00.

Replacement ewes Medium 1-2 hair 2-4 yrs 100-115 lbs exp 140.00-250.00/hd; 4-6 yrs pkg 125 lbs exp 195.00/hd. Small and Medium 1-2 yearlings 60-90 lbs exposed 175.00-200.00/hd; 1-2 yrs 128 lbs win 195.00-250.00/hd; 2-4 yrs 55-160 lbs exp 150.00-300.00/hd; 2-4 yrs pkg 138 lbs win 175.00/hd; 4-6 yrs 102-140 lbs exp 125.00-140.00/hd. Families Medium 1-2 2-4 yrs 100-115 lbs with <20 lb lambs 320.00-415.00/family. Small and Medium 1-2 2-4 yrs 100-140 lbs exp with <20 lb lambs 200.00-570.00/family; 4-6 yrs 75-140 lbs exp with <20 lb lambs 150.00-200.00/family.

GOATS: Feeder kids Selection 1 30-50 lbs 310.00-335.00. Selection 2 35-50 lbs 250.00-310.00. Wether kids Selection 1 20 hd 29 lbs 315.00. Wether kids Selection 2 20 hd 34 lbs 300.00. Slaughter kids Selection 1 50-70 lbs 295.00-345.00; 70-85 lbs 275.0-300.00. Selection 1-2 pkg 88 lbs 265.00. Selection 2 50-60 lbs 250.00-260.00; 65-85 lbs 215.0-265.00. Selection 3 pkg 52 lbs 200.00; pkg 72 lbs 175.00. Slaughter nannies/does Selection 1-2 85-95 lbs 200.00-220.00; 100-145 lbs 125.00-160.00. Slaughter bucks/billies Selection 1-2 70-130 lbs 220.00-250.00; pkg 105 lbs pygmies 205.00. Wethers Selection 1-2 80-90 lbs 220.00-230.00. Wether kids Selection 1 46 hd 59 lbs 330.00. Replacement nannies/does Selection 1 yearlings 10 hd 32 lbs pygmies 95.00/hd. Selection 1-2 1-2 yrs 75-100 lbs exp 230.00-240.00. Selection 1-2 yearlings 70-85 lbs exp 230.00/hd; 2-4 yrs pkg 90 lbs exp 245.00/hd. Families Selection 1-2 4-6 yrs 78 lbs exp with <20 kids 270.00/family; 4-6 yrs 86 lbs exp with <20 kids 170.00-210.00/family.

Explanatory Notes: Stage - Represents estimated lambing/kidding period (Open, Exp=exposed, Bred, Fall = Sep-Nov, Win = Dec-Feb, Spr = Mar-May, Sum=Jun-Aug; w/s = woolled and shorn; /hd= per head; All price CWT unless otherwise noted.

MISSOURI DROUGHT MONITOR 02/09/2023

Date	None	D0	D1	D2	D3	D4
02/07/23	48.85	41.00	8.64	1.51	0	0
01/31/23	47.23	42.35	8.91	1.51	0	0
02/08/22	65.66	34.34	0	0	0	0

Reflects percentage of Missouri impacted by drought.
D0 Abnormally Dry; D1 Moderate Drought; D2 Severe Drought; D3 Extreme Drought; D4 Exceptional Drought

NATIONAL DIRECT DELIVERED FEEDER PIG REPORT

02/10/23 Receipts: 86,680 Week ago: 70,530 Year Ago: 92,586
Early weaned pigs 3.00/hd lower. Feeder pigs steady to firm.
Early weaned pigs 10-12 lbs. basis: Cash 45,700 head 50.00-74.00, weighted average 64.15. Formula 27,465 head 50.24-71.78, weighted average 58.15. Feeder pigs 40 pounds basis: Cash 13,515 head 86.50-95.00, weighted average 90.49

NATIONAL DAILY DIRECT PRIOR DAY HOG REPORTS FOR 02/10/23

BARROWS AND GILTS (Carcass Basis): 10,681 head
Base Carcass Price 74.00-80.00, weighted average 77.42

SOWS (Live Basis): 6,665 head
300-500 lbs. 21.00-67.00
Over 500 lbs. 3250-65.00

MISSOURI WEEKLY DIRECT SLAUGHTER CATTLE REPORT 02/10/23

Weekly Receipts: 560 Week ago: 200 Year ago: 280
Trade as of Friday morning: trade is light to moderate with flat dressed sales 4.00 higher. Grid dressed sales 2.00 higher.

LIVE STEERS & HEIFERS: No sales reported
DRESSED STEERS & HEIFERS: 3 loads Thu flat 252.00

GRADE AND WEIGHT (Grid): 3 loads late last Fri 260.00; 8 loads Thu 262.00

Click here for the current [National Crop Progress](#)
Click here for the current [Missouri Crop Progress](#)