

# Weekly Market Summary

Published by:  
**Missouri Department of Agriculture**  
**Ag Business Development Division**  
**Market News Program**



Chris Chinn, Director  
 Jill Wood, Division Director  
 Tony Hancock, Editor  
<http://www.ams.usda.gov/marketnews.htm>  
<http://www.ams.usda.gov/marketnews.htm>

Michael L. Parson, Governor

Volume XLIII, Number 9 ♦ P.O. Box 630, Jefferson City, MO 65102 ♦ (573) 751-4211 ♦ Monday, March 6, 2023

## MISSOURI WEEKLY FEEDER CATTLE WEIGHTED AVERAGE REPORT

Receipts: 25,071 Week ago: 34,872 Year ago: 26,687  
 Steers and Heifers Medium and Large 1—Weighted average weights and prices

### STEERS: Medium and Large 1

321 lbs. 251.18	522 lbs. 236.57	725 lbs. 191.49	909 lbs. 173.39
376 lbs. 256.50	575 lbs. 227.05	778 lbs. 187.84	966 lbs. 164.50
424 lbs. 253.91	624 lbs. 215.48	822 lbs. 180.19	
475 lbs. 248.30	677 lbs. 201.31	868 lbs. 181.00	

### HEIFERS: Medium and Large 1

325 lbs. 223.12	521 lbs. 203.53	709 lbs. 182.72
382 lbs. 220.85	578 lbs. 197.07	766 lbs. 174.19
422 lbs. 212.98	621 lbs. 184.80	814 lbs. 170.13
477 lbs. 212.95	670 lbs. 185.77	

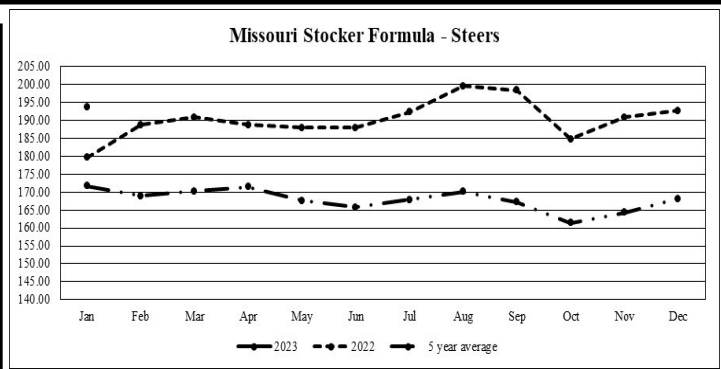
### Missouri Steer (Heifer) Stocker Formula for 03/06/2023

Monday's Missouri Stocker Formula consists of **5711 (5114)** head with a weighted average weight of **538.38 (537.05)** lbs. and a price value of **227.60 (195.15)**, 7.98 higher (2.91 higher) than last week.

This a rolling seven day calculated weighted value which combines all Feeder Steers reported by MDA/USDA Market News Service weighing from 400-649 lbs. in the Medium and Large 1 and Medium and Large 1-2 frame and muscle classifications, including all comment cattle except Brahman X. Heifer values are in parentheses.

### Missouri Weekly Cattle Auction Summary 03/06/2023

Compared to last week, feeders sold steady to 5.00 higher, with instances of 10.00 higher on the lighter weights suitable for grazing. The supply of feeders was on the lower side of moderate and demand was good to very good. Heavy rains mid-week resulted in some flooding in the southern part of the state where the already saturated ground couldn't soak up the two to three inches that came in areas of the Ozarks. Temperatures climbed in to the low 70's over the weekend and several signs of spring are showing around the state, but as we all know that can change in a matter of minutes and the state could easily be under several inches of snow in no time. However an early spring with an abundance of grass and pastures would most assuredly be welcomed by all. Load lots of calves under 700 lbs. were fairly uncommon this week although there were still several parts loads in the offering, a few loads of heavier weights were present. Some highlights of the more sizeable drafts this week included 21 head of 510 lb. steers as South Central Regional Stockyards which sold at 255.00, 27 head of 627 lb. steers sold at Green City Livestock Market for 230.50, 46 head of 705 lb. steers at Windsor Livestock Action at 207.00, Green City Livestock Market also sold a load of 797 lb. steers at 191.50, and finally two loads of 867 lb. steers sold at Callaway Livestock Center at 183.75. Boxed beef cutouts were mixed for the week. Choice closed the week at 289.32, up 2.04 and select closed at 276.86, down 0.23 compared to last Friday. Negotiated feedlot sales as of Friday afternoon totaled just over 71K head. Most trade once again waiting until Friday to develop live sales were reported from 164.00-166.00 and dressed sales 262.00-265.00. The Missouri Stocker Formula consist of 5711 head with a weighted average weight of 538.28 lbs. and a price value of 227.60, 2.91 higher than last week. The steer/heifer spread is 32.45.




\*Graph is updated the first Monday of each month.

### NATIONAL BOXED BEEF CUTOUT/BOXED BEEF CUTS

DATE	CHOICE	SELECT	TOTAL LOADS
02/27	288.34	279.25	69
02/28	288.95	279.25	97
03/01	287.83	276.43	100
03/02	288.50	277.58	101
03/03	289.32	276.86	77
5 Day Simple Average	288.59	277.87	

### Boxed Beef Cuts March 2022



\*Axis value ranges may be updated to reflect data points.

### WEEKLY LIVESTOCK SLAUGHTER 03/04/23

	CATTLE	HOGS	SHEEP
Week to Date:	629,000	2,520,000	35,000
Last Week:	618,000	2,375,000	34,000
Last Year:	659,000	2,419,000	32,000

The Weekly Market Summary, as well as historical summaries, are available on our website <https://agmarketnews.mo.gov/summaries>  
 Market News Hotline: 1-573-522-9244

**SOUTHWEST MISSOURI WEEKLY SUMMARY**

(Joplin and Springfield)

Receipts: 9,377 Week ago: 11,896 Year ago: 7,318

Compared to last week, steers and heifers steady to 5.00 higher. Slaughter cows and bulls steady to 4.00 higher, spots up to 8.00 higher on slaughter bulls.

**FEEDER STEERS:**  
Medium and Large 1

Table with 2 columns: Weight (300-400 lbs to 900-1000 lbs) and Price (233.00-265.00 to 164.50-174.75)

**FEEDER HEIFERS:**  
Medium and Large 1

Table with 2 columns: Weight (300-400 lbs to 800-850 lbs) and Price (191.00-227.50 to 159.50-174.25)

**FEEDER HOLSTEIN STEERS**  
Large 3

Scarce Scarce

**SLAUGHTER COWS:** Breaking and Boning (70-85% lean) 81.00-97.50, high dressing 92.00-112.00; low dressing 75.00-85.00. Lean (85-90%) 67.50-85.00

**SLAUGHTER BULLS:** Yield Grade 1-2 1240-2485 lbs. 101.50-117.00; high dressing 114.00-136.00; low dressing 84.00-101.00

**BRED COWS:** Medium and Large 1-2 2-8 yrs 895-1240 lbs 2nd to 3rd stage 1150.00-1450.00, 1st stage 1075.00-1200.00; >8 yrs pkg 1342 lbs 2nd to 3rd stage 1350.00 per head

**BRED HEIFERS:** Medium and Large 1-2 <2 yrs pkg 1010 lbs 2nd to 3rd stage 1125.00; 2-4 yrs 985-1098 lbs 2nd to 3rd stage 1000.00-1475.00 per head

**COW & CALF PAIRS:** Medium and Large 1 2-8 yrs 1310-1535 lbs some rebred 1st to 2nd stage with 150->300 lb calves 1925.00-1950.00 per pair. Medium and Large 1-2 2-8 yrs 1030-1145 lbs with <150 lb calves 1150.00-1575.00; >8 yrs 1025-1210 lbs with <150 lb calves 1375.00-1475.00 per pair

**SOUTH CENTRAL MISSOURI WEEKLY SUMMARY**

(West Plains, Phillipsburg)

Receipts: 4,714 Week ago: 5,770 Year Ago: 6,516

Compared to last week, steers and heifers steady to 5.00 higher, except for some heifers late week spots 2.00 lower. Slaughter cows and bulls steady to 3.00 higher.

**FEEDER STEERS:**  
Medium and Large 1

Table with 2 columns: Weight (300-400 lbs to 900-950 lbs) and Price (228.00-265.00 to 171.00-176.00)

**FEEDER HEIFERS:**  
Medium and Large 1

Table with 2 columns: Weight (300-400 lbs to 800-850 lbs) and Price (202.00-228.00 to 169.50)

**FEEDER HOLSTEIN STEERS**  
Large 3

Scarce Scarce

**SLAUGHTER COWS:** Breaking and Boning (70-85% lean) 80.00-94.00, high dressing 93.00-105.00; low dressing 66.00-83.00. Lean (85-90%) 67.00-84.00

**SLAUGHTER BULLS:** Yield Grade 1-2 1140-2170 lbs. 100.00-114.00; high dressing 110.50-131.00; low dressing 82.00-99.00

**BRED COWS:** Medium and Large 1 2-8 yrs 1000-1422 lbs 2nd to 3rd stage 1100.00-1600.00, 1st stage 1025.00-1275.00; >8 yrs couple 975-995 lbs 2nd to 3rd stage 900.00-1000.00 per head

**BRED HEIFERS:** Medium and Large 1-2 <2 yrs 850-965 lbs 1st to 3rd stage 825.00-1200.00; <2 yrs 670-708 lbs 2nd to 3rd stage 900.00-950.00 per head

**COW & CALF PAIRS:** Medium and Large 1-2 2-8 yrs 1125-1275 lbs with 150-300 lb calves 1450.00-1850.00; 11 pairs >8 yrs 1116 lbs with 150-300 lb calves 1525.00 per pair

**WEST CENTRAL MISSOURI WEEKLY SUMMARY**

(Kingsville, Windsor, Butler)

Receipts: 5,968 Week ago: 6,433 Year ago: 6,658

Compared to last week, bulk of steers and heifers steady to 5.00 higher, spots 10.00 to 15.00 higher late week on thinner, fleshed grass cattle. Slaughter cows steady to 6.00 higher.

**FEEDER STEERS:**  
Medium and Large 1

Table with 2 columns: Weight (400-500 lbs to 800-900 lbs) and Price (230.00-252.00 to 176.50-193.00)

**FEEDER HEIFERS:**  
Medium and Large 1

Table with 2 columns: Weight (400-500 lbs to 800 lbs) and Price (212.00-229.00 to 171.25)

**SLAUGHTER BULLS:** Yield Grade 1-2 1180-2240 lbs 104.50-119.00; high dressing 122.00-134.00; low dressing 90.50-110.00

**SLAUGHTER COWS:** Breaking and Boning (70-85% lean) 80.00-100.50, high dressing 92.50-109.50; low dressing 73.50-93.00. Lean (85-90%) 70.00-90.50

**BRED COWS:** Medium and Large 1-2 2-8 yrs 977-1077 lbs 1st stage 1150.00-1250.00 per head

**COW & CALF PAIRS:** Scarce

**NORTHEAST MISSOURI WEEKLY SUMMARY**

(Bowling Green, Kingdom City, Palmyra)

Receipts: 3,204 Week ago: 4,937 Year ago: 4,433

Compared to last week, steers under 550 lbs 5.00 to 10.00 higher, 550-650 lbs firm to 3.00 higher, over 700 lbs firm to higher undertone. Heifers under 550 lbs mostly 10.00 to 15.00 higher, over 550 lbs firm to higher undertone on a light test. Slaughter cows firm to 5.00 higher.

**FEEDER STEERS:**  
Medium and Large 1

Table with 2 columns: Weight (400-500 lbs to 850-900 lbs) and Price (227.00-251.00 to 179.00-183.75)

**FEEDER HEIFERS:**  
Medium and Large 1

Table with 2 columns: Weight (300-400 lbs to 600-650 lbs) and Price (210.00-229.00 to 175.00)

**SLAUGHTER BULLS:** Yield Grade 1-2 1295-2340 lbs 96.00-112.00; high dressing 108.00-130.00, low dressing few 80.00-94.00

**SLAUGHTER COWS:** Breaking and Boning (70-85% lean) 84.00-91.00; high dressing 91.00-104.00; low dressing 70.00-84.00. Lean (85-90%) 75.00-85.00

**SLAUGHTER STEERS:** Choice 2-3 162.00-170.00. Select and Choice 1-3 164.00.

**SLAUGHTER HEIFERS:** Choice 2-3 159.00-167.00. Select and Choice 1-3 161.00. Select and Choice 2-3 145.00-153.00.

**BRED COWS:** Medium and Large 1 2-4 yrs 1107-1223 lbs 3rd stage 2350.00-2650.00; 2-8 yrs 1144-1347 lbs 2nd to 3rd stage 1750.00-1850.00; >5 yrs 1263-1488 lbs 3rd stage 1700.00 per head

**COW/CALF PAIRS:** Medium and Large 1 2-4 yrs 950-1050 lbs some rebred 1st stage with 150-300 lb calves 2700.00-3325.00; 2-8 yrs 1200-1300 lbs some rebred 1st stage 2250.00-2675.00 per pair

**NORTH CENTRAL MISSOURI WEEKLY SUMMARY**

(Macon, Unionville, Green City, New Cambria)

Receipts: 2,854 Week ago: 2,649 Year ago: 3,404

Compared to last week, steers under 650 lbs sharply higher undertone, over 650 lbs steady. Heifers steady to 4.00 higher. Slaughter cows 3.00 to 6.00 higher.

\*Some sale barns on a bi-weekly schedule and may not have a sale each week.

**FEEDER STEERS:**  
Medium and Large 1

Table with 2 columns: Weight (400-500 lbs to 800 lbs) and Price (237.00-280.00 to 177.00)

**FEEDER HEIFERS:**  
Medium and Large 1

Table with 2 columns: Weight (400-500 lbs to 700-750 lbs) and Price (202.00-230.00 to 186.00-18775)

**SLAUGHTER BULLS:** Yield Grade 1-2 1600-2065 lbs 103.50-111.50; high dressing 113.50-125.00

**SLAUGHTER COWS:** Breaking and Boning (70-85% lean) 80.00-94.00; high dressing 91.00-103.00. Lean (85-90%) 69.00-84.00

**BRED COWS:** Medium and Large 2 5-8 yrs pkg 1200 lbs 3rd stage 1300.00 per head. Large 1 5-8 yrs 1350-1500 lbs 2nd to 3rd stage 1650.00-1860.00 per head

**BRED HEIFERS:** Scarce

**SOUTHEAST MISSOURI WEEKLY SUMMARY**

(Jackson and Farmington)

Receipts: 1,645 Week ago: 1,942 Year ago: 1,801

Compared to last week, steers and heifers steady to 10.00 higher. Slaughter cows steady to 2.00 higher. Slaughter bulls steady to 1.00 higher.

**FEEDER STEERS:**  
Medium and Large 1

300-400 lbs.	230.00-270.00
400-500 lbs.	210.00-250.00
500-600 lbs.	208.00-238.00
600-700 lbs.	185.00-216.00
700-800 lbs.	165.00-183.00

**FEEDER HEIFERS:**  
Medium and Large 1

300-400 lbs.	190.00-220.00
400-500 lbs.	185.00-220.00
500-600 lbs.	175.00-208.00
600-700 lbs.	167.00-188.00
700-800 lbs.	164.00-177.00

**SLAUGHTER BULLS:** Yield Grade 1-2 965-2165 lbs. 85.00-103.00; high dressing 105.00-120.00

**SLAUGHTER COWS:** Breaking and Boning (75-85% lean) 75.00-86.00; high dressing 80.00-96.00. Lean (85-90% lean) 63.00-73.00

**BRED COWS:** Medium and Large 2 2-8 yrs 1090-1270 lbs 3rd stage 1000.00-1400.00 per head

**COW & CALF PAIRS:** Medium and Large 2 2-8 yrs couple 1010-1050 lbs with 150-300 lb calves 1300.00-1365.00 per pair

**EAST CENTRAL MISSOURI WEEKLY SUMMARY**

(Cuba, Vienna)

Receipts: 2,178 Week ago: 2,836 Year ago: 1,512

Compared to last week, steers under 700 lbs 6.00 to 15.00 higher, few over 700 lbs 2.00 to 4.00 higher. Heifers under 600 lbs 6.00 to 18.00 higher, over 600 lbs steady to 5.00 higher. Slaughter cows 2.00 to 4.00 higher.

**FEEDER STEERS:**  
Medium and Large 1

300-400 lbs.	255.00-295.00
400-500 lbs.	239.00-290.00
500-600 lbs.	224.50-255.50
600-700 lbs.	199.00-229.00
700-800 lbs.	180.50-193.00
800-850 lbs.	176.75-178.75

**FEEDER HEIFERS:**  
Medium and Large 1

300-400 lbs.	220.00-247.50
400-500 lbs.	207.00-227.00
500-600 lbs.	193.00-225.00
600-700 lbs.	177.50-198.00
700-750 lbs.	179.00

**SLAUGHTER BULLS:** Yield Grade 1-2 1435-2175 lbs 103.00-116.00; high dressing 123.00-125.00; low dressing 80.00-98.00

**SLAUGHTER COWS:** Breaking and Boning, (70-85% lean) 84.50-96.00; high dressing 94.00-98.50; low dressing 80.50-85.50. Lean (85-90%) 75.00-85.00

**BRED COWS:** Medium and Large 1-2 2-4 yrs 885-1145 lbs 1st to 3rd stage 1200.00-1400.00 per head

**COW & CALF PAIRS:** Medium and Large 1 5-8 yrs 1175-1300 lbs re-bred 1st stage with 150-300 lb calves 1950.00-2225.00 per pair

**NORTHWEST MISSOURI WEEKLY SUMMARY**

(Tina)

Receipts: 3,111 Two Weeks ago: 2,495

Compared to two weeks ago, feeders 6.00 to 8.00 higher, some instances sharply higher. Slaughter cows mostly steady.

**FEEDER STEERS:**  
Medium and Large 1

400-500 lbs.	220.00-250.00
500-600 lbs.	209.00-242.50
600-700 lbs.	200.50-215.00
700-800 lbs.	179.50-196.75
61 hd 830 lbs.	184.85

**FEEDER HEIFERS:**  
Medium and Large 1

400-500 lbs.	199.00-220.00
500-600 lbs.	195.00-219.75
600-700 lbs.	175.00-190.00
700-750 lbs.	175.00-184.50

**SLAUGHTER BULLS:** Yield Grade 1-2 1150-1637 lbs 112.00-117.00; couple low dressing 78.00-85.00

**SLAUGHTER COWS:** Breaking and Boning, (70-85% lean) 75.00-91.00; high dressing 80.00-100.00 Lean (85-90%) 70.00-80.00

**BRED COWS:** Medium and Large 1 2-8 yrs 1182-1482 lbs 2nd to 3rd stage 1925.00-2050.00. Medium and Large 1-2 2-8 yrs 1203-1525 lbs 2nd to 3rd stage 1500.00-1775.00 per head

**COW & CALF PAIRS:** Medium and Large 1 2-8 yrs 1087-1305 lbs with <150 lb calves 2125.00-2450.00. Medium and Large 1-2 1010-1510 lbs with <150 to >300 lb calves 1600.00-1900.00 per pair

**AFTERNOON NATIONAL SLAUGHTER CATTLE REVIEW**

So far for Friday in Kansas negotiated cash trade has been active on good demand. In the Texas Panhandle negotiated cash trade has been slow with moderate demand. Compared to last week, in the Southern Plains, live purchases traded 1.00 higher at 165.00. In Nebraska and Western Cornbelt negotiated cash trading has been slow to moderate on moderate demand. In Nebraska, compared to last week, dressed purchases traded 3.00 higher at 265.00. A few live purchases traded at 165.00, however, not enough for a market trend. Last week live purchases traded at 164.00. In the Western Cornbelt live purchases traded 1.00 higher from 165.00-166.00 and dressed purchases traded 3.00 higher at 265.00, with both live and dressed compared to the last reported market on Thursday.

**Negotiated Cash Sales:**

<b>Confirmed:</b>	42,142	<b>Week Ago:</b>	15,133	<b>Year Ago:</b>	2,736
<b>Week to date:</b>	70,838	<b>Week Ago:</b>	57,241	<b>Year Ago:</b>	74,767

<u>Live Basis</u>	<u>Steers</u>	<u>Heifers</u>
<b>Over 80% Choice</b>	163.00-167.00, avg 165.11	163.50-165.00, avg 164.96
<b>65-80% Choice</b>	165.00	165.00-165.25, avg 165.01
<b>35-65% Choice</b>	165.00	-
<b>0-35% Choice</b>	-	-
<b>Total All Grades</b>	163.00-167.00, avg 165.07	163.50-165.25, avg 164.99
<u>Dressed Basis</u>		
<b>Over 80% Choice</b>	262.00-265.00, avg 264.66	265.00
<b>65-80% Choice</b>	263.00-265.00, avg 264.91	265.00
<b>35-65% Choice</b>	-	-
<b>0-35% Choice</b>	-	-
<b>Total All Grades</b>	262.00-265.00, avg 264.75	265.00

<u>All Beef Type Steers/Heifers</u>	<u>Head</u>	<u>Avg Wt</u>	<u>Price Range</u>	<u>Wtd Avg</u>
Live FOB	27,601	1389.4	162.00-167.50	164.97
Live Del	38	1450	166.00	
Dressed Del	12,179	904.5	262.00-265.00	264.67
Dressed FOB	2,248	957.5	261.00-268.00	266.97

**WEEKLY COMMODITY FUTURES TRENDS**

Compared to last week, Live Cattle 0.05 to 0.50 higher, except June 0.40 lower, Lean Hogs 1.47 to 2.97 lower, Feeder Cattle 0.93 to 3.33 higher.

**Daily Futures Closes**

	Mon.	Tues.	Wed.	Thu.	Fri.
<b>Cattle</b>					
Feb	165.00	167.50	—	—	—
Apr	164.97	165.47	165.12	164.10	165.42
Jun	160.87	161.35	160.60	159.45	160.67
Aug	159.65	160.25	159.67	158.72	159.90
Oct	163.80	164.35	164.10	163.35	164.42
<b>Lean Hogs</b>					
Apr	84.72	85.17	84.95	83.85	84.55
May	94.12	94.40	93.52	92.87	93.45
Jun	102.10	101.72	100.80	100.57	100.62
Jul	104.52	104.10	103.07	102.72	102.85
Aug	104.97	104.77	103.90	103.45	103.60
<b>Fdr Cat</b>					
Mar	189.17	189.80	188.30	188.57	190.00
Apr	194.22	195.07	193.85	193.85	196.02
May	198.72	199.62	199.00	198.82	200.95
Aug	212.27	213.17	212.62	212.70	214.67
Sep	214.62	215.35	215.10	215.22	217.10
<b>Milk</b>					
Feb	17.85	17.85	—	—	—
Mar	17.86	18.03	17.75	17.71	17.75
Apr	17.66	17.67	17.59	17.45	17.53

**WEEKLY COMMODITY GRAIN FUTURES TRENDS**

Compared to last week, Soybeans 0.01 to 0.07 lower, except Mar 0.01 higher, Wheat 0.10 to 0.13 lower, Corn 0.05 to 0.10 lower, KC Wheat 0.17 to 0.20 lower, Soybean Meal 1.00 to 2.80 higher.

Daily Grain Futures Closes

	Mon.	Tues.	Wed.	Thu.	Fri.
<b>Soybeans</b>					
Mar	1518 1/4	1490 1/2	1504 1/4	1519 3/4	1530 1/2
May	1512 3/4	1479	1494 1/4	1509 1/4	1518 3/4
Jul	1501 1/2	1469 1/2	1484 1/2	1498	1506
Aug	1469 1/2	1437 1/4	1450	1462 1/2	1469 3/4
Sep	1402 3/4	1374 3/4	1386 1/2	1397 1/4	1403
<b>Wheat</b>					
Mar	696	691 1/2	697	701 1/4	695 3/4
May	710	705 1/2	710	712 3/4	708 3/4
Jul	718	713 3/4	718	719 3/4	716 3/4
Sep	728 1/2	724 1/2	728 3/4	730 1/4	727 1/2
Dec	744	741	745 1/4	746 1/4	743 1/2
<b>Corn</b>					
Mar	642 3/4	629 1/4	640 1/2	637 3/4	645 1/4
May	643 1/2	630 1/4	635 3/4	633 3/4	639 3/4
Jul	633 3/4	622 1/4	625 3/4	624	628
Sep	590	582 1/2	582 1/4	583 1/4	583 3/4
Dec	576	569 3/4	569 1/4	570 1/2	571
<b>KC Wheat</b>					
Mar	823	815 3/4	821 1/4	832 1/4	822 1/2
May	817	812 3/4	816 1/4	826	816 1/4
Jul	811 1/2	806 1/2	809 1/4	817 1/4	808 3/4
Sep	814 3/4	809 3/4	812 1/2	820	812
Dec	822 1/4	817 1/4	820	827 1/4	819 1/4
<b>SB Meal</b>					
Mar	498.70	487.60	490.40	489.30	498.10
May	481.80	467.10	470.30	472.30	481.30
Jul	470.80	458.30	461.00	463.60	471.70
Aug	456.90	445.50	448.00	450.90	458.30
Sep	440.10	430.00	432.00	434.90	441.30

**MISSOURI GRAIN WEEKLY TRENDS**

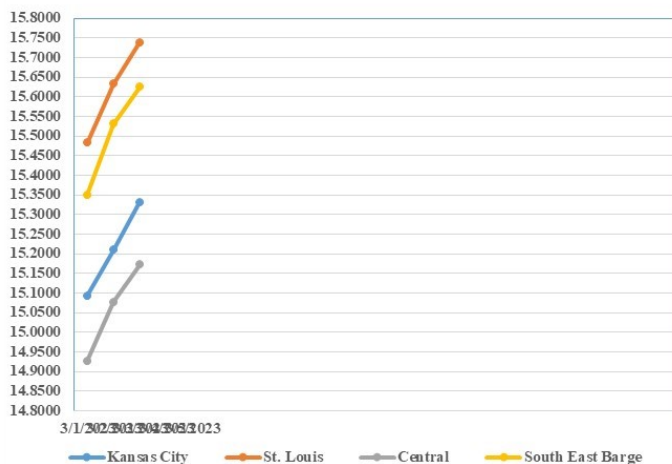
Compared to last week, Soybeans 0.05 lower to 0.10 higher, Wheat 0.30 lower to 0.06 higher, Corn 0.15 lower to 0.05 higher, Sorghum 0.10 lower to 0.10 higher.

Area	#1 Soybeans	#2 Soft Wheat	#2 Corn	#2 Grain Sorghum
<b>Kansas City</b>				
Friday**	15.19-15.39	7.38	6.75-6.88	6.55
Monday	15.13-15.33	7.26	6.68-6.82	6.49
Tuesday	14.79-15.11	7.22	6.50-6.65	6.35
Wednesday	14.94-15.24	7.26	6.56-6.71	6.41
Thursday	15.09-15.29	7.29	6.54-6.69	6.39
Friday	15.19-15.49	7.25	6.60-6.75	6.45
<b>St. Louis</b>				
Friday**	15.69	6.93-7.28	6.78-6.83	6.85-7.05
Monday	15.58	6.81-7.15	6.71-6.76	6.98
Tuesday	15.31-15.33	6.77-7.11	6.66	6.85-6.90
Wednesday	15.48	7.00-7.15	6.76	6.91-6.96
Thursday	15.63	7.03	6.76	6.89-6.94
Friday	15.74	6.99	6.82-6.83	6.95-7.00
<b>Central</b>				
Friday**	15.14-15.19	6.83-6.88	6.69-6.75	—
Monday	15.08-15.13	6.71-6.85	6.64-6.69	—
Tuesday	14.74-14.79	6.67-6.81	6.50-6.55	—
Wednesday	14.89-14.94	6.85	6.56-6.61	—
Thursday	15.04-15.09	6.88	6.54-6.59	—
Friday	15.14-15.19	6.84	6.60-6.65	—
<b>S.E. MO</b>				
Friday**	15.56-15.64	—	6.70-6.78	—
Monday	15.39-15.53	—	6.60-6.71	—
Tuesday	15.20-15.26	—	6.48-6.58	—
Wednesday	15.29-15.39	—	6.59-6.75	—
Thursday	15.50-15.55	—	6.63-6.70	—
Friday	15.60-15.64	—	6.68-6.76	—

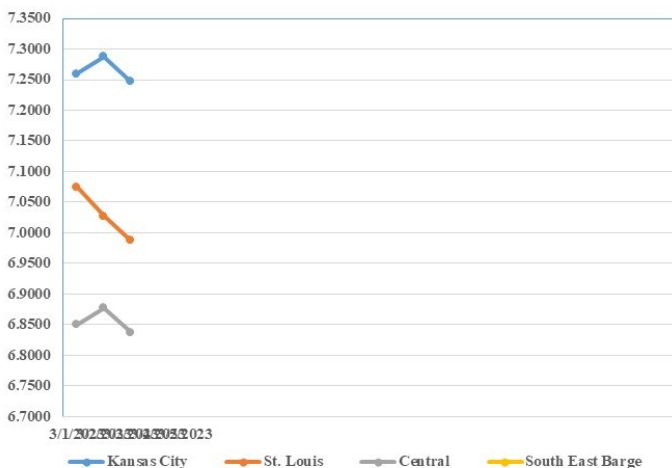
(PRICES PER BUSHEL) \*NEW CROP \*\*PREVIOUS WEEK'S PRICES  
\*Bids calculated using Kansas City, St. Louis, and St. Joseph bids

**MONTHLY GRAIN CROP**

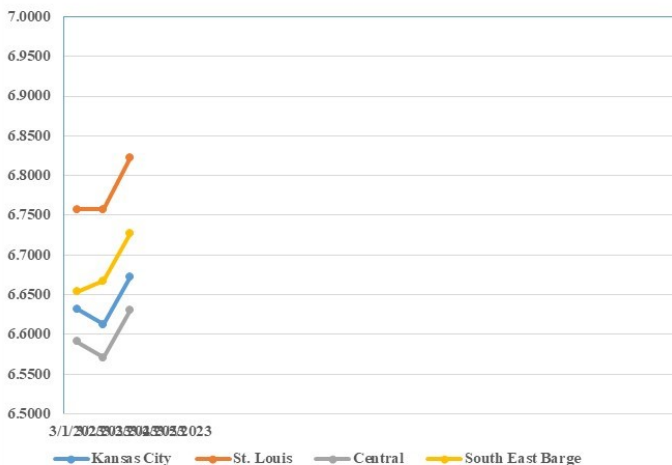
March 2023 Soybean Bids



March 2023 Wheat Bids



March 2023 Corn Bids



\*Axis value ranges may be updated to reflect data points.

**WHOLESALE FEEDSTUFFS PRICES (DOLLARS PER TON-BULK BASIS)**

Area	Soybean Hulls Pellets	Soybean Meal 46.5-48%	Corn Gluten Pellets 21%	Wheat Middlings
Kansas City	217.50	506.70	299.00	196.67
St. Louis	n/a	n/a	285.00	176.67



**FATS AND OILS: OILSEED CRUSHINGS, PRODUCTION, CONSUMPTION AND STOCKS**

**Soybeans crushed** for crude oil was 5.73 million tons (191 million bushels) in January 2023, compared with 5.62 million tons (187 million bushels) in December 2022 and 5.83 million tons (194 million bushels) in January 2022. Crude oil produced was 2.25 billion pounds, up 3 percent from December 2022 but down 1 percent from January 2022. Soybean once refined oil production at 1.72 billion pounds during January 2023 increased 9 percent from December 2022 and increased 8 percent from January 2022.

**Canola seeds crushed** for crude oil was 204,340 tons in January 2023, compared with 181,455 tons in December 2022 and 136,632 tons in January 2022. Canola crude oil produced was 166 million pounds, up 14 percent from December 2022 and up 47 percent from January 2022. Canola once refined oil production, at 157 million pounds during January 2023, was up 16 percent from December 2022 and up 28 percent from January 2022.

**Cottonseed once refined** oil production, at 37.2 million pounds during January 2023, was up 37 percent from December 2022 but down 6 percent from January 2022.

**Edible tallow** production was 84.4 million pounds during January 2023, up 9 percent from December 2022 and up 20 percent from January 2022. Inedible tallow production was 352 million pounds during January 2023, down 1 percent from December 2022 but up 34 percent from January 2022. Technical tallow production was 107 million pounds during January 2023, up 7 percent from December 2022 and up 15 percent from January 2022. Choice white grease production, at 115 million pounds during January 2023, increased 3 percent from December 2022 and increased 5 percent from January 2022.

**GRAIN CRUSHINGS AND CO-PRODUCTS PRODUCTION**

**Total corn consumed** for alcohol and other uses was 494 million bushels in January 2023. Total corn consumption was up 4 percent from December 2022 but down 4 percent from January 2022. January 2023 usage included 92.1 percent for alcohol and 7.9 percent for other purposes. Corn consumed for beverage alcohol totaled 6.08 million bushels, up 37 percent from December 2022 and up 61 percent from January 2022. Corn for fuel alcohol, at 444 million bushels, was up 4 percent from December 2022 but down 4 percent from January 2022. Corn consumed in January 2023 for dry milling fuel production and wet milling fuel production was 91.6 percent and 8.4 percent, respectively.

**Dry mill co-product production** of distillers dried grains with solubles (DDGS) was 1.71 million tons during January 2023, up 2 percent from December 2022 but down 11 percent from January 2022. Distillers wet grains (DWG) 65 percent or more moisture was 1.26 million tons in January 2023, down 7 percent from December 2022 and down 11 percent from January 2022.

**Wet mill corn gluten feed production** was 268,446 tons during January 2023, up 6 percent from December 2022 but down 1 percent from January 2022. Wet corn gluten feed 40 to 60 percent moisture was 208,090 tons in January 2023, up 10 percent from December 2022 and up 6 percent from January 2022.

**MISSOURI WEEKLY HAY SUMMARY 03/02/23**

There is an old saying that rain makes grass and if that is true, the state should be lush and very green soon. The latest drought monitor shows only 4 percent of the state in any state of dryness. A huge improvement from the start of the calendar year when over 63 percent was showing. With the arrival of March many producers will be thinking about spreading fertilizer in the coming weeks. Although still high prices have declined significantly from last year with most ingredients 11 to 25 percent lower than a year ago. The supply of hay is light, demand is moderate and prices are steady. The Missouri Department of Agriculture has a hay directory visit <http://mda.mo.gov/abd/haydirectory/> for listings of hay <http://agebb.missouri.edu/haylst/>

- Alfalfa - Supreme 250.00-300.00, small square 10.00-15.00 per bale
- Alfalfa - Premium 180.00-250.00
- Alfalfa - Good 150.00-180.00, small square 5.00-9.00 per bale
- Alfalfa - Fair 125.00-150.00
- Alfalfa/grass mix - Good/Premium small square 5.00-9.00 per bale
- Mixed grass - Good/Premium 125.00-175.00
- Mixed grass - Fair/Good 100.00-150.00, small square 5.00-8.00 per bale
- Mixed grass - Fair 50.00-100.00 per large round bale
- Corn stalk - 35.00-55.00 per round bale
- Wheat straw - 4.00-7.00 per small square bale

Please Note: The above volumes (tonnage, acres, and bales) listed on this USDA LPGMN report are for confirmed trades only, it does not include estimated volume (tonnage) for bids or offers to the trade. The current hay directory can be found at: [Hay Directory](http://agebb.missouri.edu/haylst/)  
List your hay for sale at: [Hay Listing Online Form](#)  
Explanation of Hay Quality Guidelines: [Hay Quality Designation Guidelines](#)  
Glossary of Terms: [Livestock, Poultry, and Grain Hay Terms](#)

**MISSOURI WEEKLY SHEEP/GOAT AUCTION SUMMARY**

**03/03/23**

Receipts: 1,107 Week Ago: 1,526 Last Year: 1,017

**SHEEP:** Feeder lambs Medium and Large 1-2 hair 30-40 lbs 320.00-330.00; 40-50 lbs 285.00-330.00; pkg 50 lbs 310.00. Slaughter lambs Choice and Prime 1-3 hair 50-70 lbs 250.00-322.50; 70-80 lbs 258.00-265.00; 80-95 lbs 222.00-250.00. Choice 1-3 60-70 lbs 230.00-232.50; pkg 120 lbs 140.00. Good 1-2 hair pkg 72 lbs 155.00. Slaughter ewes Good 2-3 hair 90-150 lbs 120.00-140.00. Utility and Good 1-3 hair 90-100 lbs 119.00-120.00; 100-130 lbs 90.00-115.00. Cull and Utility 1-2 hair pkg 72 lbs 110.00. Bucks 1-2 hair 95-100 lbs 141.00-165.00; 100-120 lbs 100.00-107.00; 150-160 lbs 137.50-145.00.

Replacement ewes Medium and Large 1-2 pkg 2-4 yrs 185 lbs exp 135.00. Small and Medium 1-2 hair 2-4 yrs 75-100 lbs exp 152.50-205.00; 2-4 yrs pkg 75 lbs spr 218.00; 2-4 yrs pkg 128 lbs win 240.00; 4-6 yrs 130-155 lbs exp 147.50-175.00. Small and Medium 1-2 4-6 yrs 90-130 lbs exp with <20 lb lambs 190.00-345.00 per family.

**GOATS:** Feeder kids Selection 1 20-40 lbs 340.00-397.50, fancy pkg 435.00; 40-50 lbs 322.00-400.00, fancy pkg 435.00. Selection 2 20-50 lbs 245.00-325.00, pygmies 242.50-300.00. Selection 3 pkg 35 lbs 150.00; 40-50 lbs pygmies 207.50-210.00. Wether kids Selection 1 pkg 39 lbs 370.00. Slaughter kids 50-60 lbs 322.50-402.50; 60-75 lbs 310.00-350.00, fancy pkg 405.00. Selection 2 50-60 lbs 210.00-305.00; 60-70 lbs 242.50-247.50; 75 lbs 282.50-285.00. Selection 3 pkg 53 lbs 140.00; pkg 61 lbs 180.00. Slaughter nannies/does Selection 1-2 70-80 lbs 150.00-180.00; 80-90 lbs 115.00-150.00; 90-100 lbs 112.00-227.00; 100-150 lbs 127.00-187.50; 160-175 lbs 135.00-137.50. Slaughter bucks/billies Selection 1-2 60-70 lbs pygmies 170.00-177.50; pkg 78 lbs pygmies 140.00; 80-90 lbs 235.00-240.00; pkg 95 lbs pygmies 175.00; 100-140 lbs 130.00-222.50. Wethers Selection 1-2 pkg 68 lbs 150.00; pkg 78 lbs 185.00. Wether kids Selection 1 50-60 lbs 332.00-405.00. Selection 2 50-80 lbs 245.00-272.50; 80-110 lbs 225.00-227.50.

Replacement nannies/does Selection 1-2 1-2 yrs 65-105 lbs exp 195.00-260.00; 2-4 yrs pkg 78 lbs exp 187.50; 2-4 yrs 100-115 lbs exp 205.00-245.00. Families Selection 1-2 2-4 yrs 70-80 lbs exp with <20 lb kids 190.00-270.00 per family.

Explanatory Notes: Stage - Represents estimated lambing/kidding period (Open, Exp=exposed, Bred, Fall = Sep-Nov, Win = Dec-Feb, Spr = Mar-May, Sum=Jun-Aug; w/s = woolled and shorn; /hd= per head; All price CWT unless otherwise noted.

**MISSOURI DROUGHT MONITOR**

Date	None	D0	D1	D2	D3	D4
02/28/23	95.98	2.89	1.13	0	0	0
02/21/23	88.82	9.60	1.58	0	0	0
03/01/22	58.67	41.33	0	0	0	0

Reflects percentage of Missouri impacted by drought. D0 Abnormally Dry; D1 Moderate Drought; D2 Severe Drought; D3 Extreme Drought; D4 Exceptional Drought

**NATIONAL DIRECT DELIVERED FEEDER PIG REPORT**

**03/03/23** Receipts: 91,065 Week ago: 91,408 Year Ago: 62,799  
Early weaned pigs 4.00/hd lower. Feeder pigs steady.  
Early weaned pigs 10-12 lbs. basis: Cash 49,550 head 43.00-69.00, weighted average 55.93. Formula 34,040 head 49.18-66.29, weighted average 55.66. Feeder pigs 40 pounds basis: Cash 7,475 head 75.00-93.00, weighted average 86.89.

**NATIONAL DAILY DIRECT PRIOR DAY HOG REPORTS FOR 03/03/23**

**BARROWS AND GILTS (Carcass Basis):** 11,826 head  
Base Carcass Price 74.00-81.00, weighted average 78.69

**SOWS (Live Basis):** 6,995 head  
300-500 lbs. 25.00-77.50  
Over 500 lbs. 38.75-77.50

**MISSOURI WEEKLY DIRECT SLAUGHTER CATTLE REPORT 03/03/23**

Weekly Receipts: 480 Week ago: 600 Year ago: 420  
Trade as of Friday morning: trade is light to moderate with flat dressed sales 2.00 higher. Grid dressed sales 2.00 higher.

**LIVE STEERS & HEIFERS:** No sales reported  
**DRESSED STEERS & HEIFERS:** 4 loads Thu flat 262.00

**GRADE AND WEIGHT (Grid):** 8 loads Thu 272.00

Click here for the current [National Crop Progress](#)  
Click here for the current [Missouri Crop Progress](#)