

Weekly Market Summary

Published by:
Missouri Department of Agriculture
Ag Business Development Division
Market News Program



Chris Chinn, Director
 Jill Wood, Division Director
 Tony Hancock, Editor
[agmarketnews.mo.gov](http://www.ams.usda.gov/marketnews.htm)
<http://www.ams.usda.gov/marketnews.htm>

Michael L. Parson, Governor

Volume XLIII, Number 16 ♦ P.O. Box 630, Jefferson City, MO 65102 ♦ (573) 751-4211 ♦ Monday, April 24, 2023

MISSOURI WEEKLY FEEDER CATTLE WEIGHTED AVERAGE REPORT

Receipts: 31,489 Week ago: 27,611 Year ago: 20,853
 Steers and Heifers Medium and Large 1—Weighted average weights and prices

STEERS: Medium and Large 1

283 lbs. 278.22	472 lbs. 271.15	673 lbs. 224.30	871 lbs. 198.31
325 lbs. 279.17	523 lbs. 259.86	723 lbs. 216.74	923 lbs. 188.49
380 lbs. 280.30	571 lbs. 254.53	764 lbs. 208.89	968 lbs. 195.00
424 lbs. 275.48	621 lbs. 236.99	833 lbs. 202.92	

HEIFERS: Medium and Large 1

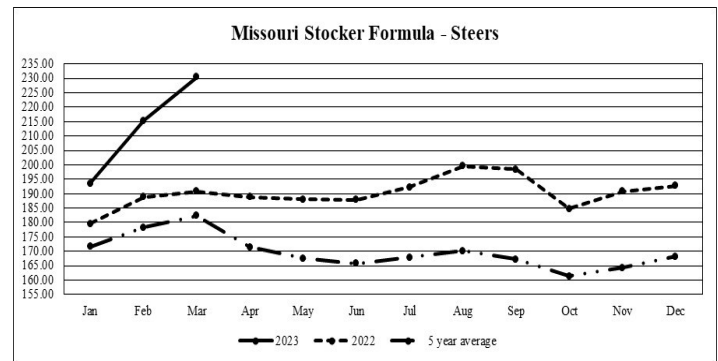
286 lbs. 241.25	474 lbs. 232.32	668 lbs. 211.13	870 lbs. 182.54
331 lbs. 250.22	523 lbs. 227.79	719 lbs. 192.31	910 lbs. 176.00
377 lbs. 248.88	570 lbs. 216.42	772 lbs. 187.42	966 lbs. 153.25
425 lbs. 240.40	629 lbs. 211.65	832 lbs. 177.36	

MISSOURI STEER (HEIFER) STOCKER FORMULA 04/24/2023

Monday's Missouri Stocker Formula consists of 7222 (7220) head with a weighted average weight of 519.38 (518.21) lbs. and a price value of 252.69 (220.27), 7.93 higher (2.25 higher) than last week. This a rolling seven day calculated weighted value which combines all Feeder Steers reported by MDA/USDA Market News Service weighing from 400-649 lbs. in the Medium and Large 1 and Medium and Large 1 -2 frame and muscle classifications, including all comment cattle except Brahman X. Heifer values are in parentheses.

MISSOURI WEEKLY CATTLE AUCTION SUMMARY

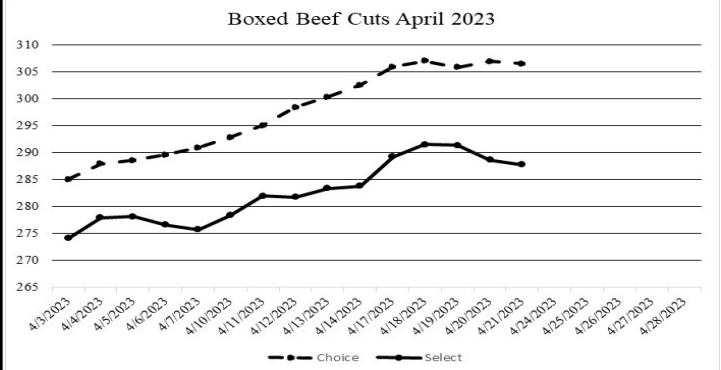
Compared to last week, feeders sold 2.00 to 8.00 higher with a few spots of 10.00 higher. It can't be ignored however that for the first time in several weeks or even months there was some instances of weak to lower spots mentioned in the market at various spots around the state. The supply of feeders was moderate and demand was good. Although the overall fundamental fact that cattle inventory is still at an historical low remains true, the monthly cattle on feed report released on Friday was unquestionably bearish and took some wind from the sails, at least for the short term. Obviously thousands of cattle didn't just magically appear but what has happened is a change in where cattle are and where they are going. Many mountain ranches are still buried under multiple feet of snow and parts of the flint hills and other summer pastures in the plains areas of KS, OK and into TX are burnt up. This leaves nowhere other than feedlots for cattle to go. On feed numbers were 96 percent of last year, placements were 99 percent, marketings were also 99 percent. Despite a slight dampener to the party there was still some really good sales and prices paid around the state. Near 1000 head of 800-850 lb. steers across the state had a weighted average price over 200.00 this week. One of the top lots was sold at Kingsville Livestock Auction where a load of 848 lb. steers brought 209.35. Tina Livestock Market had the biggest single draft of the week which was 185 head of 865 lb. steers that sold for 201.10. Full loads of lighter weight calves are extremely hard to find anywhere, but some part loads and smaller packages that stuck out this week included 17 head of 506 lb. steers are Callaway Livestock Center that sold for 306.00 and 36 head of 624 lb. steers at Unionville Livestock Market which sold for 264.00. Boxed beef cutouts were slightly higher for the week. Choice closed at 306.60, up 3.98 and select closed at 287.80, up 3.93 compared to last Friday. Negotiated feedlot sales as of Friday afternoon was just over 70K head the market lost some ground last week. Live sales were reported from 172.00-185.00 and dressed sales 280.00-288.00. Packers remain very short and slaughter numbers were less than impressive this week especially considering the light carcass weights. Lackluster futures markets however are leaving a huge basis for feedlots though allowing them to collect that which as of Friday added about 15.00 to easy make up for lower markets. The Missouri Stocker Formula consist of 7222 head with a weighted average weight of 519.38 lbs. and a price value of 252.69, 7.93 higher than last week. The steer/heifer spread is 32.42. The stocker formula price is over 70.00 higher than the first full week of this calendar year.



*Graph is updated the first Monday of each month.

NATIONAL BOXED BEEF CUTOFF/BOXED BEEF CUTS

DATE	CHOICE	SELECT	TOTAL LOADS
04/17/23	305.98	289.32	95
04/18/23	307.06	291.61	124
04/19/23	305.92	291.46	106
04/20/23	306.99	288.74	100
04/21/23	306.60	287.80	104
5 Day Simple Average	306.51	289.79	



*Axis value ranges may be updated to reflect data points.

WEEKLY LIVESTOCK SLAUGHTER 04/22/23

	CATTLE	HOGS	SHEEP
Week to Date:	622,000	2,459,000	35,000
Last Week:	613,000	2,429,000	34,000
Last Year:	664,000	2,376,000	40,000

The Weekly Market Summary, as well as historical summaries, are available on our website <https://agmarketnews.mo.gov/summaries>
 Market News Hotline: 1-573-522-9244

SOUTHWEST MISSOURI WEEKLY SUMMARY

(Joplin and Springfield)

Receipts: 11,106 Week ago: 12,198 Year ago: 7,037

Compared to last week, steers and heifers uneven from 5.00 lower to 4.00 higher. Slaughter cows steady to 2.00 lower, spots 4.00 lower. Slaughter bulls uneven from 2.00 lower to 2.00 higher.

FEEDER STEERS:

Medium and Large 1

300-400 lbs.	259.00-285.00
400-500 lbs.	256.00-284.00
500-600 lbs.	232.50-270.00
600-700 lbs.	208.00-245.00
700-800 lbs.	190.00-216.00
800-900 lbs.	189.00-204.00
900-950 lbs.	185.00-194.00

FEEDER HEIFERS:

Medium and Large 1

300-400 lbs.	235.00-265.00
400-500 lbs.	219.00-250.00
500-600 lbs.	203.00-232.00
600-700 lbs.	178.00-220.00
700-800 lbs.	179.50-200.00
800-850 lbs.	180.00-186.50
14 hd 902 lbs.	171.00

FEEDER HOLSTEIN STEERS

Large 3

Scarce Scarce

SLAUGHTER COWS: Breaking and Boning (70-85% lean) 83.00-98.00; high dressing 95.00-104.00; low dressing 70.00-88.00. Lean (85-90%) 72.50-88.00

SLAUGHTER BULLS: Yield Grade 1-2 1200-2230 lbs. 99.00-116.50; high dressing 114.00-135.50; low dressing 87.50-101.00

BRED COWS: Medium and Large 1 2-8 yrs 1145-1561 lbs 2nd to 3rd stage 1375.00-1700.00. Medium and Large 1-2 2-8 yrs 880-1450 lbs 2nd to 3rd stage 1050.00-1425.00, 1st stage 1025.00-1150.00 per head

BRED HEIFERS: Medium and Large 1-2 <2 yrs 825-860 lbs 2nd to 3rd stage 925.00-1075.00 per head

COW & CALF PAIRS: Medium and Large 1 2-8 yrs 1205-1480 lbs some rebred 1st or 2nd stage with <150 lb to >300 lb calves 2100.00-2400.00. Medium and Large 1-2 2-8 yrs 1040-1550 lbs with 150-300 lb calves 1575.00-1800.00; >8 yrs 1110-1148 lbs with 150-300 lb calves 1250.00-1425.00 per pair

SOUTH CENTRAL MISSOURI WEEKLY SUMMARY

(West Plains, Phillipsburg)

Receipts: 4,480 Week ago: 5,145 Year Ago: 3,401

Compared to last week, steers steady to 4.00 higher, heifers uneven from 3.00 lower to 4.00 higher on comparable sales. Slaughter cows and bulls mostly steady to 3.00 lower.

FEEDER STEERS:

Medium and Large 1

300-400 lbs.	262.50-295.00
400-500 lbs.	256.00-280.00
500-600 lbs.	229.00-268.00
600-700 lbs.	214.00-236.00
700-750 lbs.	200.00-215.50
800-850 lbs.	193.00-202.50
Pkg 932 lbs.	182.00

FEEDER HEIFERS:

Medium and Large 1

300-400 lbs.	236.00-262.50
400-500 lbs.	220.00-252.00
500-600 lbs.	203.00-232.00
600-700 lbs.	195.00-208.00
750-800 lbs.	178.00-182.50
800-850 lbs.	173.50-177.75

FEEDER HOLSTEIN STEERS

Large 3

Scarce Scarce

SLAUGHTER COWS: Breaking and Boning (70-85% lean) 85.00-98.50; high dressing 95.00-103.00; low dressing 75.00-87.00. Lean (85-90%) 70.00-88.00

SLAUGHTER BULLS: Yield Grade 1-2 1165-2200 lbs. 106.00-118.00; high dressing 118.00-132.00; low dressing 83.00-106.00

BRED COWS: Medium and Large 1-2 2-8 yrs 885-1345 lbs 2nd to 3rd stage 1100.00-1450.00, 1st stage 1000.00-1100.00; >8 yrs 1142-1320 lbs 2nd to 3rd stage 1125.00-1225.00 per head

BRED HEIFERS: Medium and Large 1-2 <2 yrs 750-945 lbs 1st to 3rd stage 900.00-1000.00 per head

COW & CALF PAIRS: Medium and Large 1-2 2-8 yrs 1116-1295 lbs with 150-300 lb calves 1875.00-2000.00; >8 yrs 1175-1230 lbs with 150-300 lb calves 1550.00 per pair

WEST CENTRAL MISSOURI WEEKLY SUMMARY

(Kingsville, Windsor, Butler)

Receipts: 5,970 Week ago: 5,629 Year ago: 5,157

Compared to last week, bulk of steers and heifers uneven from 5.00 lower to 2.00 higher, but some 600-700 lb heifers saw gains as much as 10.00 higher in spots. Slaughter cows 2.00 to 5.00 lower.

FEEDER STEERS:

Medium and Large 1

400-500 lbs.	254.00-297.00
500-600 lbs.	243.00-268.00
600-700 lbs.	215.00-251.00
700-800 lbs.	207.00-224.50
800-850 lbs.	206.50-209.35
59 hd 968 lbs.	195.00

FEEDER HEIFERS:

Medium and Large 1

400-500 lbs.	200.00-270.00
500-600 lbs.	199.00-260.50
600-700 lbs.	195.50-225.00
700-800 lbs.	188.25-197.00
11 hd 922 lbs.	173.25
Pkg 960 lbs.	154.00

SLAUGHTER BULLS: Yield Grade 1-2 1235-2420 lbs 113.00-126.00; high dressing couple 136.00-137.00

SLAUGHTER COWS: Breaking and Boning (70-85% lean) 83.00-96.00; high dressing 94.00-101.50; low dressing 75.00-88.50. Lean (85-90%) 73.00-88.00

BRED COWS: Medium and Large 1-2 5-8 yrs 935-1275 lbs 2nd to 3rd stage 1050.00-1350.00 per head

COW & CALF PAIRS: Medium and Large 1-2 2-8 yrs 950-1500 lbs few rebred 1st stage with 150-300 lb calves 1450.00-1800.00 per pair

NORTHEAST MISSOURI WEEKLY SUMMARY

(Bowling Green, Kingdom City, Palmyra)

Receipts: 5,981 Week ago: 4,273 Year ago: 2,714

Compared to last week, steers under 550 lbs 10.00 to 20.00 higher on an active market, 550-600 lbs 3.00 to 8.00 higher, over 600 lbs sharply higher undertone. Heifers 400-600 lbs 3.00 to 8.00 higher, over 600 lbs higher undertone. Slaughter cows mostly steady.

FEEDER STEERS:

Medium and Large 1

300-400 lbs.	275.00-312.50
400-500 lbs.	264.00-296.00
500-600 lbs.	235.00-294.00
600-700 lbs.	211.50-246.00
700-800 lbs.	211.00-225.10
800-850 lbs.	194.00-198.50

FEEDER HEIFERS:

Medium and Large 1

300-400 lbs.	242.50-262.50
400-500 lbs.	223.00-260.00
500-600 lbs.	204.00-229.00
600-700 lbs.	205.00-223.00
700-800 lbs.	183.50-196.75
800-900 lbs.	186.00-189.00
25 hd 909 lbs.	180.00

SLAUGHTER BULLS: Yield Grade 1-2 1375-2400 lbs 107.00-124.00; high dressing 124.00-135.00, low dressing few 92.00-103.50.

SLAUGHTER COWS: Breaking and Boning (70-85% lean) 89.50-99.00; high dressing 98.00-108.50; low dressing 78.50-91.50. Lean (85-90%) 81.00-92.00

SLAUGHTER STEERS: Choice 2-3 175.50-180.00. Select and Choice 1-3 170.00-174.00. Select and Choice 2-3 170.0-175.50. Select 2-3 164.00-167.00.

SLAUGHTER HEIFERS: Choice 2-3 174.00-179.50. Select and Choice 2-3 couple 171.50-173.00

BRED COWS: Medium and Large 1 2-4 yrs 1200-1252 lbs 2nd stage 1975.00-2300.00; 2-8 yrs 1186-1308 lbs 1625.00-1900.00 per head

COW/CALF PAIRS: Medium and Large 1 2-8 yrs 1050-1350 lbs with 150-300 lb calves 2075.00-2525.00; >5 yrs 1400 lbs with 150-300 lb calves 1875.00 per pair

NORTH CENTRAL MISSOURI WEEKLY SUMMARY

(Macon, Unionville, Green City, New Cambria)

Receipts: 3,932 Week ago: 2,447 Year ago: 4,247

Compared to two weeks ago, steers and heifers 8.00 to 15.00 higher, spots up to 20.00 higher. Slaughter cows steady to 2.00 higher. *Some sale barns on a bi-weekly schedule and may not have a sale each week.

FEEDER STEERS:

Medium and Large 1

400-500 lbs.	272.00-306.00
500-600 lbs.	251.00-291.00
600-700 lbs.	229.50-264.00
700-750 lbs.	219.00-231.00
800-900 lbs.	199.85-208.00

FEEDER HEIFERS:

Medium and Large 1

300-400 lbs.	250.00-266.00
400-500 lbs.	232.50-258.50
500-600 lbs.	228.00-254.50
600-700 lbs.	204.50-218.50

SLAUGHTER BULLS: Yield Grade 1-2 1310-2510 lbs 99.00-121.00; high dressing 120.00-127.00; low dressing 106.00-107.00

SLAUGHTER COWS: Breaking and Boning (70-85% lean) 82.00-100.00; high dressing 98.00-108.50. Lean (85-90%) 70.00-90.00

BRED COWS: Medium and Large 1-2 5-8 yrs 1311-1367 lbs 2nd stage 1425.00-1500.00; >5 yrs pkg 1227 lbs 2nd stage 1150.00 per head

COW & CALF PAIRS: Medium and Large 1 2-4 yrs 1100-1150 lbs with 150-300 lb calves 2950.00-3100.00. Medium and Large 1-2 2-8 yrs 1000-1300 lbs with 150 to >300 lb calves 2200.00-2850.00 per pair

SOUTHEAST MISSOURI WEEKLY SUMMARY

(Jackson and Farmington)

Receipts: 2,023 Week ago: 1,751 Year ago: 2,193
 Compared to last week, steers and heifers uneven from 2.00 lower to 9.00 higher. Slaughter cows uneven from 1.00 lower to 2.00 higher.

FEEDER STEERS:

Medium and Large 1

300-400 lbs.	234.00-275.00
400-500 lbs.	234.00-267.00
500-600 lbs.	220.00-255.00
600-700 lbs.	182.00-227.00
700-800 lbs.	170.00-212.00
850-900 lbs.	170.00-196.00

FEEDER HEIFERS:

Medium and Large 1

300-400 lbs.	213.00-252.00
400-500 lbs.	198.00-250.00
500-600 lbs.	190.00-225.00
600-700 lbs.	178.00-209.00
700-800 lbs.	165.00-183.00
800-850 lbs.	170.00-176.00

SLAUGHTER BULLS: Yield
 Grade 1-2 1215-2225 lbs. 90.00-106.00; high dressing 112.50-124.00

SLAUGHTER COWS: Breaking and Boning (75-85% lean) 75.00-89.00; high dressing 87.00-108.00. Lean (85-90% lean) 60.00-77.00

BRED COWS: Medium and Large 2 2-8 yrs 1110-1250 lbs 2nd to 3rd stage 900.00-1700.00 per head

COW & CALF PAIRS: Medium and Large 2 3 pairs 2-8 yrs 1000 lbs with 150-300 lb calves 1000.00 per pair

EAST CENTRAL MISSOURI WEEKLY SUMMARY

(Cuba, Vienna)

Receipts: 3,172 Week ago: 2,482 Year ago: 1,970
 Compared to last week, steers 3.00 to 10.00 higher. Heifers steady to 6.00 higher. Slaughter cows 1.00 to 3.00 lower.

FEEDER STEERS:

Medium and Large 1

300-400 lbs.	266.00-290.00
400-500 lbs.	260.00-288.00
500-600 lbs.	240.00-281.50
600-700 lbs.	220.00-250.00
700-750 lbs.	213.00-225.50

FEEDER HEIFERS:

Medium and Large 1

300-400 lbs.	235.00-256.00
400-500 lbs.	235.00-255.50
500-600 lbs.	220.00-244.00
600-700 lbs.	194.00-223.00
700-750 lbs.	194.00-195.00

SLAUGHTER BULLS: Yield
 Grade 1-2 1460-2315 lbs 106.00-118.00; couple low dressing 100.00-106.50

SLAUGHTER COWS: Breaking and Boning, (70-85% lean) 89.50-99.00; high dressing 98.00-103.50; low dressing 84.00-90.00. Lean (85-90%) 80.00-89.00

BRED COWS: Medium and Large 1-2 2-4 yrs 995-1220 lbs 1st to 3rd stage 1200.00-1475.00 per head

COW & CALF PAIRS: Medium and Large 1-2 couple 2-4 yrs 985 lbs with 150-300 lb calves 1700.00 per pair

NORTHWEST MISSOURI WEEKLY SUMMARY

(Tina)

Receipts: 1,887 Two Weeks ago: 1,501
 Compared to two weeks ago, steers and heifers sharply higher, except 500-600 lbs heifers 1.00 to 2.00 higher. Slaughter cows uneven with breakers and boners 1.00 to 3.00 higher, lean cows 5.00 to 6.00 higher.

FEEDER STEERS:

Medium and Large 1

300-400 lbs.	280.00-300.00
400-500 lbs.	263.00-280.00
500-600 lbs.	257.00-265.50
600-700 lbs.	237.00-242.00
800-900 lbs.	199.75-210.10

FEEDER HEIFERS:

Medium and Large 1

300-400 lbs.	242.00-260.00
400-500 lbs.	227.00-248.00
500-600 lbs.	210.00-220.00
600-700 lbs.	212.00-217.25

SLAUGHTER BULLS: Yield
 Grade 1-2 1155-2125 lbs 112.00-116.00; few high dressing 124.00-129.00; few low dressing 103.50-107.00

SLAUGHTER COWS: Breaking and Boning, (70-85% lean) 86.00-103.50; high dressing 101.00-109.00. Lean (85-90%) 83.00-88.00

BRED COWS: Scarce

COW & CALF PAIRS: Scarce

AFTERNOON NATIONAL SLAUGHTER CATTLE REVIEW

So far for Friday negotiated cash trading has been mostly inactive on light demand in the Southern Plains and Nebraska. In the Western Cornbelt negotiated cash trading has been limited on light demand. Not enough purchases in any region for a full market trend. In the Southern Plains Wednesday was the last reported market with live purchases at 175.00. In Nebraska Thursday was the last reported live purchase market from 180.00-185.00, and Wednesday was the last reported dressed purchase market at 288.00. In the Western Cornbelt Thursday was the last reported live and dressed purchase market at 182.00 and at 288.00, respectively.

Negotiated Cash Sales:

Confirmed:	3,896	Week Ago:	2,820	Year Ago:	2,668
Week to date:	70,294	Week Ago:	84,555	Year Ago:	108,464

<u>Live Basis</u>	<u>Steers</u>	<u>Heifers</u>
Over 80% Choice	173.00-182.00, avg 179.35	180.00
65-80% Choice	-	-
35-65% Choice	-	-
0-35% Choice	-	-
Total All Grades	173.00-182.00, avg 179.35	180.00
<u>Dressed Basis</u>		
Over 80% Choice	280.00-285.00, avg 283.21	-
65-80% Choice	-	-
35-65% Choice	-	-
0-35% Choice	-	-
Total All Grades	280.00-285.00, avg 283.21	-

<u>All Beef Type Steers/Heifers</u>	<u>Head</u>	<u>Avg Wt</u>	<u>Price Range</u>	<u>Wtd Avg</u>
Live FOB	3,509	1463.8	173.00-183.00	179.80
Live Del	-	-	-	-
Dressed Del	340	923.6	280.00-285.00	282.85
Dressed FOB	32	984	284.00	284.00

WEEKLY COMMODITY FUTURES TRENDS

Compared to last week, Live Cattle Apr 0.78 lower, others 0.80 to 1.22 higher, Lean Hogs May 3.43 lower, and others 0.57 to 0.85 lower, Feeder Cattle Apr 0.37 higher, and others 4.15 to 5.92 higher.

Daily Futures Closes

	Mon.	Tues.	Wed.	Thu.	Fri.
Cattle					
Apr	175.75	176.47	175.42	174.10	173.64
Jun	164.87	165.20	163.60	164.35	164.52
Aug	163.77	164.05	162.75	163.42	163.55
Oct	167.80	167.95	166.95	167.72	167.82
Dec	172.27	172.37	171.57	172.30	172.15
Lean Hogs					
Apr	71.87	—	—	—	—
May	81.00	78.82	78.77	76.82	77.02
Jun	88.17	85.75	86.42	85.07	86.07
Jul	90.47	88.77	89.35	88.15	88.80
Aug	91.15	89.87	90.47	89.37	89.95
Fdr Cat					
Apr	205.55	205.92	204.67	205.02	203.77
May	210.75	211.50	210.47	212.35	212.40
Aug	225.35	226.07	226.77	229.52	229.87
Sep	228.67	229.32	229.57	232.02	232.42
Oct	230.90	231.67	231.62	233.77	234.10
Milk					
Apr	18.63	18.63	18.64	18.66	18.63
May	17.47	17.47	17.35	17.46	17.32
Jun	17.83	17.87	17.88	18.01	18.01

WEEKLY COMMODITY GRAIN FUTURES TRENDS

Compared to last week, Soybeans 0.16 to 0.27 lower, Wheat 0.19 to 0.21 lower, Corn May 0.03 lower and others 0.12 to 0.20 lower, KC Wheat 0.33 to 0.38 lower, Soybean Meal 3.70 to 14.00 lower.

Daily Grain Futures Closes

	Mon.	Tues.	Wed.	Thu.	Fri.
Soybeans					
May	1517	1519 1/4	1506 1/2	1497 1/2	1483 1/2
Jul	1485 1/2	1491	1478 3/4	1468 1/2	1449
Aug	1430 1/2	1436	1423 1/4	1412 1/4	1391
Sep	1346 1/4	1351 1/4	1336 1/4	1326	1307 1/2
Nov	1311 1/2	1319 1/2	1308 1/2	1300 1/2	1285 1/4
Wheat					
May	696 1/2	698	681 3/4	667 3/4	661 3/4
Jul	707 1/4	709 1/2	692 3/4	680	673
Sep	717 3/4	719 1/4	703 3/4	690 1/2	683
Dec	733 1/4	734 3/4	719 3/4	706	697 3/4
Mar	742 1/4	744 1/4	729 1/2	715 3/4	706 3/4
Corn					
May	676 1/2	677 1/2	672 1/4	663 3/4	663 1/4
Jul	642 1/2	644 1/2	636 1/2	626	615 1/4
Sep	574 1/2	577 1/4	568 1/2	562 1/2	552 3/4
Dec	566 3/4	571	563	557 1/2	548
Mar	574 3/4	579	571 1/4	566 1/4	556 3/4
KC Wheat					
May	889 3/4	881 1/4	861 3/4	840 1/4	840 3/4
Jul	876 1/2	868 1/4	849 3/4	826 3/4	825 1/2
Sep	870 3/4	862 3/4	845	822 1/4	820
Dec	870 1/4	862	845 1/2	823 1/2	820 1/2
Mar	869	861 1/4	845 1/4	824 1/2	822
SB Meal					
May	465.70	461.10	454.40	451.30	445.70
Jul	462.70	458.60	452.00	448.70	443.60
Aug	450.90	447.80	442.20	438.90	435.00
Sep	433.60	432.10	428.50	425.90	422.70
Oct	419.80	419.80	418.60	416.50	413.00

MISSOURI GRAIN WEEKLY TRENDS

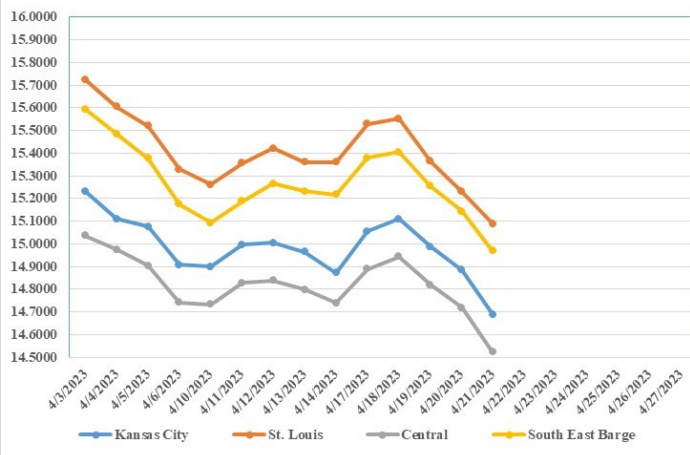
Compared to last week, Soybeans 0.18 to 0.28 lower, Wheat 0.20 to 0.21 lower, Corn 0.11 to 0.21 lower, Sorghum 0.03 to 0.21 lower.

Area	#1 Soybeans	#2 Soft Wheat	#2 Corn	#2 Grain Sorghum
Kansas City				
Friday**	14.72-15.02	6.99	6.86-6.98	6.86
Monday	14.91-15.21	7.13	6.88-7.05	6.93
Tuesday	14.96-15.26	7.14	6.90-7.07	6.95
Wednesday	14.84-15.14	6.98	6.82-6.99	6.87
Thursday	14.74-15.04	6.84	6.71-6.88	6.76
Friday	14.54-14.84	6.78	6.60-6.77	6.65
St. Louis				
Friday**	15.35-15.38	6.73-6.86	7.04-7.05	7.41
Monday	15.52-15.54	6.87-7.00	7.14	7.52
Tuesday	15.54-15.56	6.88-7.01	7.15	7.53
Wednesday	15.33-15.41	6.72-6.85	7.04-7.08	7.47
Thursday	15.21-15.26	6.58-6.71	6.94-6.97	7.39
Friday	15.07-15.12	6.52-6.65	6.93	7.38
Central				
Friday**	14.67-14.82	6.58	6.86-6.91	---
Monday	14.86-14.91	6.72	6.93-6.98	---
Tuesday	14.91-14.96	6.73	6.95-7.00	---
Wednesday	14.79-14.84	6.57	6.87-6.92	---
Thursday	14.69-14.74	6.43	6.76-6.81	---
Friday	14.49-14.54	6.37	6.65-6.70	---
S.E. MO				
Friday**	15.16-15.33	---	6.86-6.98	---
Monday	15.32-15.49	---	6.97-7.09	---
Tuesday	15.34-15.51	---	6.98-7.10	---
Wednesday	15.21-15.35	---	6.91-7.00	---
Thursday	15.13-15.18	---	6.83-6.92	---
Friday	14.94-15.04	---	6.79-6.91	---

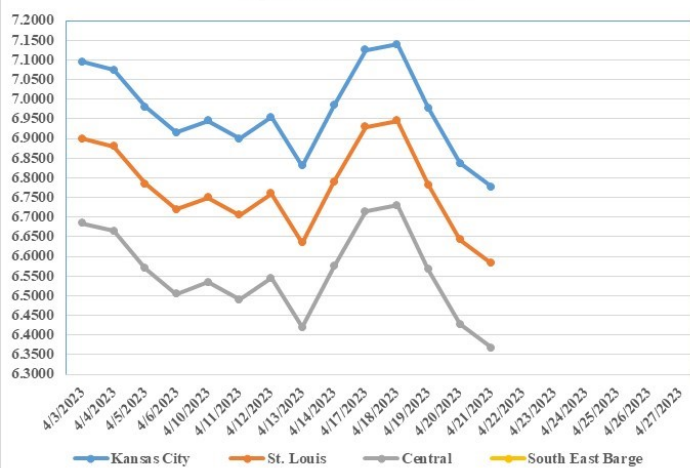
(PRICES PER BUSHEL) *NEW CROP **PREVIOUS WEEK'S PRICES
*Bids calculated using Kansas City, St. Louis, and St. Joseph bids

MONTHLY GRAIN CROP

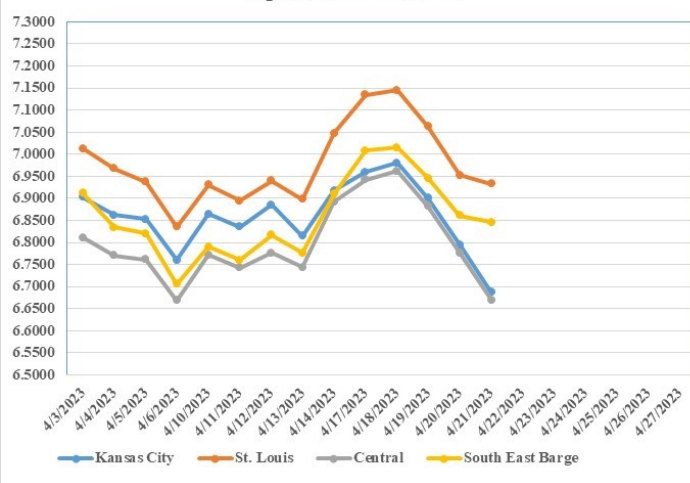
April 2023 Soybean Bids



April 2022 Wheat Bids



April 2023 Corn Bids



*Axis value ranges may be updated to reflect data points.

WHOLESALE FEEDSTUFFS PRICES (DOLLARS PER TON-BULK BASIS)

Area	Soybean Hulls Pellets	Soybean Meal 46.5-48%	Corn Gluten Pellets 21%	Wheat Middlings
Kansas City	155.00	441.70	283.50	162.50
St. Louis	n/a	n/a	265.00	160.00

CATTLE ON FEED

United States Cattle on Feed Down 4 Percent

Cattle and calves on feed for the slaughter market in the United States for feedlots with capacity of 1,000 or more head totaled 11.6 million head on April 1, 2023. The inventory was 4 percent below April 1, 2022. The inventory included 7.12 million steers and steer calves, down 6 percent from the previous year. This group accounted for 61 percent of the total inventory. Heifers and heifer calves accounted for 4.50 million head, down 2 percent from 2022.

Placements in feedlots during March totaled 1.99 million head, 1 percent below 2022. Net placements were 1.94 million head. During March, placements of cattle and calves weighing less than 600 pounds were 390,000 head, 600-699 pounds were 310,000 head, 700-799 pounds were 540,000 head, 800-899 pounds were 517,000 head, 900-999 pounds were 175,000 head, and 1,000 pounds and greater were 60,000 head.

Marketings of fed cattle during March totaled 1.98 million head, 1 percent below 2022.

Other disappearance totaled 53,000 head during March, unchanged from 2022.

MISSOURI CROP PROGRESS AND CONDITION 04/17/23

There were 5.9 days suitable for fieldwork during the week ending April 16, 2023. Temperatures last week averaged 60.4 degrees, 6.1 degrees above normal. Precipitation averaged 0.58 inches, 0.50 inches below normal. Topsoil moisture supply rated 1 percent very short, 16 percent short, 79 percent adequate, and 4 percent surplus. Subsoil moisture supply rated 2 percent very short, 14 percent short, 81 percent adequate, and 3 percent surplus. Corn planted was 30 percent complete, compared to the 5-year average of 8 percent. Soybeans planted was 5 percent complete, compared to the 5-year average of 0. Rice planted was 30 percent complete, compared to the 5-year average of 12 percent. Winter wheat headed was 3 percent, compared to the 5-year average of 2 percent. Winter wheat condition rated 1 percent very poor, 4 percent poor, 23 percent fair, 67 percent good, and 5 percent excellent.

	Week Ending			2018-2022 Average
	04/16/23	04/09/23	04/16/22	
Corn Planted	30	7	4	8
Rice Planted	5	-	-	-
Rice Planted	30	1	1	12
Winter Wheat Headed	3	-	1	2

MISSOURI WEEKLY HAY SUMMARY 04/20/23

Good weather has made for some long hours and tired farmers. Thirty percent of the corn crop is already in the ground which is twenty points ahead of the five year average. Five percent of beans are planted. Those with alfalfa are fighting with weevils. No official reports yet but several have said they are only a week or so at most from starting to cut some rye and like crops to begin wrapping. Near 10 percent of the state is showing on the latest drought monitor and several in other areas have mentioned it is pretty dry and a little moisture would be welcomed. The supply of hay is light, demand is light to moderate and prices are steady. The Missouri Department of Agriculture has a hay directory visit <http://mda.mo.gov/abd/haydirectory/> for listings of hay <http://agebb.missouri.edu/haylst/>

- Alfalfa - Supreme 250.00-300.00, small square 10.00-15.00 per bale
- Alfalfa - Premium 180.00-250.00
- Alfalfa - Good 150.00-180.00, small square 5.00-9.00 per bale
- Alfalfa - Fair 125.00-150.00
- Alfalfa/grass mix - Good/Premium small square 5.00-9.00 per bale
- Mixed grass - Good/Premium 125.00-175.00
- Mixed grass - Fair/Good 100.00-150.00, small square 5.00-8.00 per bale
- Mixed grass - Fair 50.00-100.00 per large round bale
- Corn stalk - 35.00-55.00 per round bale
- Wheat straw - 4.00-7.00 per small square bale

Please Note: The above volumes (tonnage, acres, and bales) listed on this USDA LPGMN report are for confirmed trades only, it does not include estimated volume (tonnage) for bids or offers to the trade. The current hay directory can be found at: [Hay Directory](http://mda.mo.gov/abd/haydirectory/)
List your hay for sale at: [Hay Listing Online Form](http://agebb.missouri.edu/haylst/)
Explanation of Hay Quality Guidelines: [Hay Quality Designation Guidelines](#)
Glossary of Terms: [Livestock, Poultry, and Grain Hay Terms](#)

MISSOURI WEEKLY SHEEP/GOAT AUCTION SUMMARY

Receipts: 3,142 Week Ago: 565 Last Year: 965

SHEEP: Feeder lambs Small and Medium 1-2 25-50 lbs 210.00-245.00. Small and Medium 1-2 hair 30-50 lbs 225.00-275.00; 40-50 lbs thin 180.00-217.50; 50-60 lbs 200.00-240.00. Slaughter lambs Choice and Prime 1-3 w/s lot 62 lbs 250.00; pkg 70 lbs 225.00. Choice and Prime 1-2 hair 40-90 lbs 200.00-252.00; 90-95 lbs 155.00-240.00. Choice and Prime 1-3 hair 50-80 lbs 210.00-265.00; 80-90 lbs 185.00-230.00. Choice 1-3 hair 50-60 lbs 210.00-235.00; 60-70 lbs 180.00-210.00; 70-80 lbs 160.00-205.00. Good 1-2 60-70 lbs 100.00-150.00. Slaughter ewes Utility and Good 1-3 125-165 lbs 75.00-90.00. Utility and Good 2 90-145 lbs 80.00-120.00. Cull and Utility 1-2 135-170 lbs 50.00-70.00. Utility and Good 1-3 hair pkg 74 lbs 125.00; 80-160 lbs 77.50-110.00. Slaughter bucks 1-2 115-145 lbs 55.00-115.00. Hair Bucks 1-2 125-155 lbs 100.00-140.00. Replacement ewes Medium and Large 1-2 2-4 yrs 85 lbs exp 120.00-125.00. Small and Medium 1-2 hair 1-2 yrs 2-4 yrs 90-140 lbs exp 140.00-195.00/hd; 110-145 lbs spr 150.00-185.00/hd; 4-6 yrs 95-130 lbs exp 125.00-130.00/hd. Families Medium and Large 1-2 2-4 yrs 80-90 lbs with <20 lb lambs 190.00-210.00/fam; 100 lbs with <20 lb lambs 260.00/fam. Small and Medium 1-2 1-2 yrs 85-95 lbs exp with <20 lb lambs 230.00-260.00/fam; 2-4 yrs 90-105 lbs exp with <20 lb lambs 260.00-525.00/fam; 4-6 yrs 80-100 lbs exp with <20 lb lambs 140.00-210.00/fam. Small and Medium 1-2 2-4 yrs 90-110 lbs exp with 20-40 lb lambs 280.00-450.00/fam; 4-6 yrs 100-105 lbs exp with 20-40 lb lambs 210.00-300.00/fam; >6 yrs 105 bsl with 40-60 lb lambs 260.00-350.00/fam. **GOATS:** Feeder kids Selection 1 25-40 lbs 350.00-390.00; 40-50 lbs 305.00-405.00. Selection 1-2 20-35 lbs 200.00-260.00. Selection 2 20-50 lbs 230.00-310.00. Wether kids Selection 1 40-50 lbs 345.00-360.00. Slaughter kids Selection 1 50-70 lbs 320.00-410.00; 60-75 lbs 300.00. Selectio n1-2 40-85 lbs 225.00-275.00. Selection 2 60-70 lbs 265.00-280.00; 70-90 lbs 210.00-260.00. Slaughter does Selection 1-2 90-155 lbs 105.00-160.00. Slaughter bucks/billies Selection 1-2 110-145 lbs 150.00-200.00. Replacement nannies/does Selection 1-2 1-2 yrs 60-75 lbs exp 220.00-245.00; 2-4 yrs 95-130 lbs bred 170.00-195.00; 2-4 yrs 60-100 lbs exp 155.00-205.00. Selection 1-2 1-2 yrs 70-80 lbs exp 150.00-155.00/hd. 2-4 yrs 85-100 lbs exp 150.00-185.00; 120-135 lbs exp 255.00-385.00. Families Selection 1-2 2-4 yrs 80-90 lbs exp with <20 lb kids 170.00-300.00/fam.

Explanatory Notes: Stage - Represents estimated lambing/kidding period (Open, Exp=exposed, Bred, Fall = Sep-Nov, Win = Dec-Feb, Spr = Mar-May, Sum=Jun-Aug; w/s = woolled and shorn; /hd= per head; /fam=per family
All price CWT unless otherwise noted.

MISSOURI DROUGHT MONITOR

Date	None	D0	D1	D2	D3	D4
04/18/23	86.13	12.08	1.58	0.21	0	0
04/11/23	91.14	7.07	1.58	0.21	0	0
04/19/23	99.94	0.06	0	0	0	0

Reflects percentage of Missouri impacted by drought.
D0 Abnormally Dry; D1 Moderate Drought; D2 Severe Drought; D3 Extreme Drought; D4 Exceptional Drought

NATIONAL DIRECT DELIVERED FEEDER PIG REPORT

04/21/23 Receipts: 78,914 Week ago: 119,688 Year Ago: 73,276
Early weaned pigs 5.00/hd lower. Feeder pigs 11.00/hd lower.
Early weaned pigs 10-12 lbs. basis: Cash 50,415 head 7.00-31.00, weighted average 17.75.
Formula 23,074 head 27.11-50.49, weighted average 37.27
Feeder pigs 40 pounds basis: Cash 5,425 head 42.00-74.00, weighted average 60.11

NATIONAL DAILY DIRECT PRIOR DAY HOG REPORTS FOR 04/21/23

- BARROWS AND GILTS (Carcass Basis):** 4,410 head
Base Carcass Price 61.00-69.00, weighted average 66.77
- SOWS (Live Basis):** 6,781 head
300-500 lbs. 18.00-47.00
Over 500 lbs. 22.00-49.00

MISSOURI WEEKLY DIRECT SLAUGHTER CATTLE REPORT 04/21/23

Weekly Receipts: 400 Week ago: 600 Year ago: 360
Trade as of Friday morning; trade is light to moderate with flat dressed sales mostly steady to 2.00 lower and grid dressed sales mostly steady to 2.00 lower.

LIVE STEERS & HEIFERS: No sales reported
DRESSED STEERS & HEIFERS: 7 loads Thu flat 287.00-288.00

GRADE AND WEIGHT (Grid): 3 loads Thu 292.00

Click here for the current [National Crop Progress](#)
Click here for the current [Missouri Crop Progress](#)