

Weekly Market Summary

Published by:
Missouri Department of Agriculture
Ag Business Development Division
Market News Program



Chris Chinn, Director
 Jill Wood, Division Director
 Tony Hancock, Editor
<http://www.ams.usda.gov/marketnews.htm>
[agmarketnews.mo.gov](http://www.ams.usda.gov/marketnews.htm)

Michael L. Parson, Governor

Volume XLIII, Number 24 ♦ P.O. Box 630, Jefferson City, MO 65102 ♦ (573) 751-4211 ♦ Monday, June 19, 2023

MISSOURI WEEKLY FEEDER CATTLE WEIGHTED AVERAGE REPORT

Receipts: 39,090 Week ago: 48,767 Year ago: 19,985

Steers and Heifers Medium and Large 1—Weighted average weights and prices

STEERS: Medium and Large 1

328 lbs. 310.03	524 lbs. 278.23	719 lbs. 235.43	917 lbs. 220.75
377 lbs. 301.59	574 lbs. 270.55	785 lbs. 235.13	
424 lbs. 294.75	622 lbs. 256.11	827 lbs. 223.88	
476 lbs. 289.18	672 lbs. 246.10	871 lbs. 224.14	

HEIFERS: Medium and Large 1

322 lbs. 269.64	522 lbs. 248.81	717 lbs. 224.77
384 lbs. 273.18	572 lbs. 241.39	761 lbs. 218.90
427 lbs. 260.35	622 lbs. 228.19	819 lbs. 205.91
474 lbs. 256.88	669 lbs. 230.14	877 lbs. 190.60

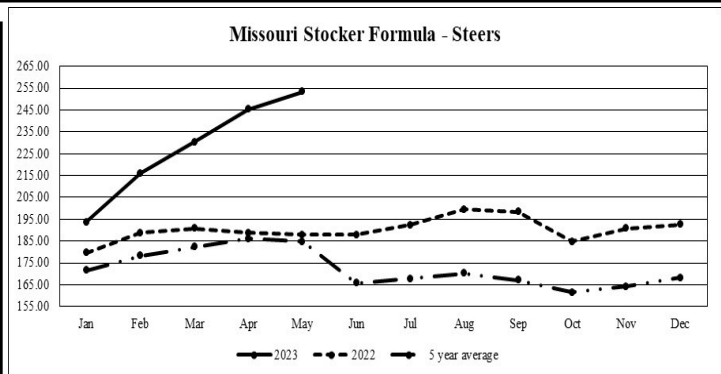
MISSOURI STEER (HEIFER) STOCKER FORMULA 06/19/2023

Monday's Missouri Stocker formula consists of **8,568 (8947)** head with a weighted average weight of **546.15 (531.26)** lbs. and a price value of **264.88 (236.88)**, 7.33 lower (8.62 lower) than last week.

This a rolling seven day calculated weighted value which combines all Feeder Steers reported by MDA/USDA Market News Service weighing from 400-649 lbs. in the Medium and Large 1 and Medium and Large 1-2 frame and muscle classifications, including all comment cattle except Brahman X. Heifer values are in parentheses.

MISSOURI WEEKLY CATTLE AUCTION SUMMARY

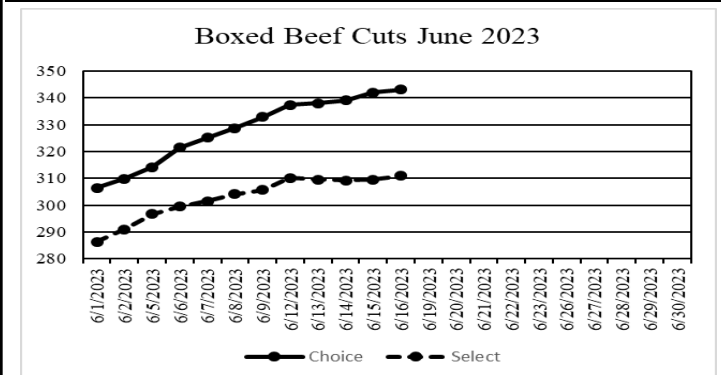
Compared to last week, as a whole feeders under 700 lbs. sold steady to 10.00 lower, over 700 lbs. sold steady to 5.00 higher. There was some local cases that didn't fit the overall trends this week. Early week there was some unevenness and sideways movement but pressure increased and as the week progressed it was undeniable that the calf market was undoubtedly lower. The supply of feeders was moderate to heavy still much above seasonal averages but not as heavy as last week. Demand was moderate, many buyers reported that orders were still present but at the current price levels there is just a lot of nervousness to push prices any higher. Although fundamentally there isn't any justified reasons for the market to have an overall extended turn lower, everyone is fearful of outside unrelated black swans or something of the sort that could cause chaos. Hay season is in full swing around the state yields have been far from spectacular. Drought conditions continue to get worse. There has been scattered rains around that are keeping some areas from totally burning up. Over 90 percent of the state is now showing on the latest drought monitor with only one county in the entire state not having any area listed. Although over all the market was lower this week there was still a few stick out sales which mostly occurred earlier in the week or on loads of heavier weights that were steady to even a bit higher than some of the top sales last week. Kingsville Livestock Market sold a load of 500 lb. steers at 304.00 as well as a load of 615 lb. steers tagged as fancy for 294.85. Callaway Livestock Center had a load of 709 lb. steers which sold for 255.00 and another load of 867 lb. steers for 230.50. Joplin Regional Stockyards had a consignment of 193 head of 909 lb. steers which sold for 228.00. Boxed beef cutouts continued the climb higher this week and closed very close to the record highs. Choice closed at 343.09, up 10.16 and select closed at 310.95, up 5.24 compared to last Friday. Negotiated feedlot sales as of the Friday afternoon report was only 48K head. Fed cattle prices were mostly lower this week. Live sales were reported from 182.00-190.00 and dressed sales from 296.00-300.00. The Missouri Stocker Formula consist of 8,568 head with a weighted average weight of 546.15 lbs. and a price value of 264.88, 7.33 lower than last week. The steer/heifer spread is 28.00.



*Graph is updated the first Monday of each month. Axis value ranges may be updated to

NATIONAL BOXED BEEF CUTOUT/BOXED BEEF CUTS

<u>DATE</u>	<u>CHOICE</u>	<u>SELECT</u>	<u>TOTAL LOADS</u>
06/12	337.43	310.24	80
06/13	337.99	309.48	137
06/14	339.06	309.26	97
06/15	342.07	309.58	83
06/16	343.09	310.95	74
5 Day Simple Average	339.93	309.90	



*Axis value ranges may be updated to reflect data points.

WEEKLY LIVESTOCK SLAUGHTER 06/16/23

	<u>CATTLE</u>	<u>HOGS</u>	<u>SHEEP</u>
Week to Date:	634,000	2,330,000	34,000
Last Week:	616,000	2,358,000	35,000
Last Year:	668,000	2,362,000	32,000

The Weekly Market Summary, as well as historical summaries, are available on our website <https://agmarketnews.mo.gov/summaries>
 Market News Hotline: 1-573-522-9244

SOUTHWEST MISSOURI WEEKLY SUMMARY

(Joplin and Springfield)

Receipts: 16,829 Week ago: 17,735 Year ago: 7,849

Compared to last week, steers uneven from 4.00 lower to 10.00 higher. Heifers mostly steady to 5.00 lower, spots up to 10.00 lower early week. Slaughter cows uneven from 2.00 lower to 2.00 higher. Slaughter cows steady to 3.00 lower.

FEEDER STEERS:
Medium and Large 1

300-400 lbs.	290.00-320.00
400-500 lbs.	270.00-305.00
500-600 lbs.	257.00-289.50
600-700 lbs.	231.00-258.50
700-800 lbs.	215.00-245.00
800-900 lbs.	217.00-235.00
900-950 lbs.	204.00-228.00
12 hd 1062 lbs.	192.50

FEEDER HEIFERS:
Medium and Large 1

300-400 lbs.	265.00-280.00
400-500 lbs.	242.00-270.00
500-600 lbs.	235.00-257.50
600-700 lbs.	204.00-245.00
700-750 lbs.	214.50-236.00
800-850 lbs.	174.00-214.00
Pkg 905 lbs.	180.00
Pkg 1027 lbs.	173.00

FEEDER HOLSTEIN STEERS
Large 3

400-500 lbs.	171.00-180.00
Pkg 546 lbs.	168.00
Pkg 695 lbs.	166.00
700-800 lbs.	150.00-173.00
800-900 lbs.	169.25-176.75
900-1000 lbs.	171.50-174.00

SLAUGHTER COWS: Breaking and Boning (70-85% lean) 90.00-105.00, high dressing 100.00-114.00; low dressing 81.00-96.00. Lean (85-90%) 75.00-96.00

SLAUGHTER BULLS: Yield Grade 1-2 1215-2445 lbs. 102.00-127.00; high dressing 124.00-143.00; low dressing 102.00-111.00

BRED COWS: Medium and Large 1-2 2-8 yrs 925-1425 lbs 2nd and 3rd stage 975.00-1625.00, 1st stage 985.00-1225.00, over 8 yrs 2nd and 3rd stage 900.00-1335.00, broken mouth 800.00-1100.00 per head.

COW & CALF PAIRS: Medium and Large 1 and 1-2 2-8 yrs 1050-1500 lb cows with 150-300 lb calves some bred back in the 1st stage 1300.00-2300.00 per pair.

SOUTH CENTRAL MISSOURI WEEKLY SUMMARY

(West Plains, Phillipsburg)

Receipts: 7,083 Week ago: 6,906 Year Ago: 2,978

Compared to last week, feeders under 600 lbs sold 3.00 to 15.00 lower, over 600 lbs sold mixed from 2.00-4.00 higher early week to steady to 5.00 lower late week. Slaughter cows sold steady to 5.00 lower.

FEEDER STEERS:
Medium and Large 1

300-400 lbs.	290.00-307.50
400-500 lbs.	260.00-300.00
500-600 lbs.	250.00-295.00
600-700 lbs.	235.00-273.00
700-800 lbs.	221.00-235.00
800-850 lbs.	214.50-226.00
900-950 lbs.	208.50-211.00

FEEDER HEIFERS:
Medium and Large 1

400-500 lbs.	234.00-259.00
500-600 lbs.	216.00-247.00
600-700 lbs.	206.00-220.00
700-800 lbs.	198.00-216.00

FEEDER HOLSTEIN STEERS
Large 3

Scarce Scarce

SLAUGHTER COWS: Breaking and Boning (70-85% lean) 87.50-102.00, high dressing 101.00-112.00; low dressing 72.50-92.00. Lean (85-90%) 78.00-91.00

SLAUGHTER BULLS: Yield Grade 1-2 1135-2210 lbs. 107.50-123.00; high dressing 120.00-140.00; low dressing 90.00-109.00

BRED COWS: Medium and Large 1-2 2-8 yrs 840-1475 lbs 2nd and 3rd stage 1025.00-1475.00 per head

COW & CALF PAIRS: Medium and Large 1-2 2-8 yrs 980-1535 lbs baby to 300 lb calves 1150.00-1725.00 per pair.

BRED HEIFERS: few Medium and Large 1-2 790-940 lbs 2nd and 3rd stage 900.00-1025.00 per head

WEST CENTRAL MISSOURI WEEKLY SUMMARY

(Kingsville, Windsor, Butler)

Receipts: 7,630 Week ago: 8,547 Year ago: 5,139

Compared to last week, feeders sold mostly steady with some spots of 5.00 higher. Slaughter cows sold steady to 5.00 lower.

FEEDER STEERS:
Medium and Large 1

300-400 lbs.	290.00-326.00
400-500 lbs.	263.00-312.50
500-600 lbs.	259.50-304.00
600-700 lbs.	230.00-290.00
700-800 lbs.	216.00-245.00
850-900 lbs.	203.25-228.00

FEEDER HEIFERS:
Medium and Large 1

300-400 lbs.	244.00-288.50
400-500 lbs.	228.00-281.50
500-600 lbs.	224.50-270.00
600-700 lbs.	212.50-253.25
700-800 lbs.	200.50-235.10

SLAUGHTER BULLS: Yield Grade 1-2 1370-2115 lbs 118.00-131.00; high dressing couple 130.00-137.00

SLAUGHTER COWS: Breaking and Boning (70-85% lean) 90.50-110.00, high dressing 101.00-116.00; low dressing 75.00-98.00. Lean (85-90%) 80.00-93.50

BRED COWS: Medium and Large 1 10 hd 2-4 yrs 1074 lbs 1st stage 1250.00; 5-8 yrs 1234-1393 lbs 2nd to 3rd stage 1460.00-1650.00 per head

COW & CALF PAIRS: Scarce

NORTHEAST MISSOURI WEEKLY SUMMARY

(Bowling Green, Kingdom City, Palmyra)

Receipts: 4,623 Week ago: 8,333 Year ago: 2,191

Compared to last week steers under 650 lbs. sold steady heavier weights sold firm to 10.00 with several pot loads offered. Feeder heifers under 600 lbs steady to 5.00 lower, over steady to firm. Slaughter cows sold steady to 3.00 lower.

FEEDER STEERS:
Medium and Large 1

400-500 lbs.	296.00-320.00
500-600 lbs.	258.00-305.00
600-700 lbs.	238.25-280.00
700-800 lbs.	226.00-255.00
800-900 lbs.	220.00-230.50
900-1000 lbs.	217.50-226.75

FEEDER HEIFERS:
Medium and Large 1

300-400 lbs.	270.00-291.00
400-500 lbs.	255.00-277.00
500-600 lbs.	235.00-267.25
600-700 lbs.	227.00-243.00
700-750 lbs.	230.25-231.75

SLAUGHTER BULLS: Yield Grade 1-2 1370-2205 lbs 116.00-125.00; high dressing 128.00-138.00; low dressing 108.00-115.00

SLAUGHTER COWS: Breaking and Boning, (70-85% lean) 99.00-109.00; high dressing 106.00-126.00; low dressing 83.50-97.00. Lean (85-90%) 85.50-98.50

SLAUGHTER STEERS: Choice and Prime 2-3 190.00-191.00. Choice 2-3 179.00-188.50. Select 1-2 171.50.

SLAUGHTER HEIFERS: Choice and Prime 2-4 157.50-188.00

BRED COWS: Medium and Large 1-2 100-1250 lbs 2nd stage 1900.00-1910.00 per head.

COW/CALF PAIRS: Medium and Large 1-2 2-8 yrs 1050-1450 lbs w/150-300 lb calves 1700.00-2075.00 per pair.

NORTH CENTRAL MISSOURI WEEKLY SUMMARY

(Macon, Unionville, Green City, New Cambria)

Receipts: 3,632 Week ago: 5,106 Year ago: 3,195

Compared to last week feeders sold steady to 5.00 lower. Slaughter cows steady to weak.

*Some sale barns on a bi-weekly schedule and may not have a sale each week.

FEEDER STEERS:
Medium and Large 1

400-500 lbs.	287.00-314.00
500-600 lbs.	251.50-270.00
600-700 lbs.	240.50-270.00
700-800 lbs.	228.50-238.50

FEEDER HEIFERS:
Medium and Large 1

350-400 lbs.	273.00-280.00
400-500 lbs.	235.00-264.50
500-600 lbs.	235.00-256.00
600-700 lbs.	228.00-247.25
700-800 lbs.	219.00-222.50

SLAUGHTER BULLS: Yield Grade 1-2 1505-2285 lbs 118.00-135.00; low dressing 110.00-113.50

SLAUGHTER COWS: Breaking and Boning, (70-85% lean) 94.00-114.00; high dressing 107.00-120.00. Lean (85-90%) 84.00-100.00

BRED COWS: Scarce

COW & CALF PAIRS: Scarce

SOUTHEAST MISSOURI WEEKLY SUMMARY

(Jackson and Farmington)

Receipts: 1,486 Week ago: 2,849 Year ago: 1,050
 Compared last week, steers and heifers sold steady to 12.00 lower.
 Slaughter cows and bulls sold steady to 5.00 lower.

FEEDER STEERS:
 Medium and Large 1

300-400 lbs.	250.00-290.00
400-500 lbs.	245.00-285.00
500-600 lbs.	230.00-267.00
600-700 lbs.	208.00-255.00
700-800 lbs.	191.00-223.00
800-900 lbs.	189.00-204.00

FEEDER HEIFERS:
 Medium and Large 1

300-400 lbs.	210.00-258.00
400-500 lbs.	203.00-255.00
500-600 lbs.	190.00-230.00
600-700 lbs.	185.00-221.00
700-800 lbs.	177.00-200.50
850-900 lbs.	180.00-201.00

SLAUGHTER BULLS: Yield
 Grade 1-2 1230-2090 lbs. 95.00-110.00; high dressing 112.00-129.00

SLAUGHTER COWS: Breaking and Boning (75-85% lean) 77.00-91.00; high dressing 90.00-104.00. Lean (85-90% lean) 64.00-75.00

BRED COWS: Medium and Large 2 2-8 yrs 1060-1280 lbs 2nd stage 100.00-1140.00; 2-8 yrs couple 1375 lbs 2nd to 3rd stage 1520.00 per head

COW & CALF PAIRS: Medium and Large 2 2-8 yrs 1000-1200 lbs with <150 lb calves 1125.00-1575.00; 2-8 yrs 1000-1200 lbs with 150-300 lb calves 1675.00-1875.00 per pair

EAST CENTRAL MISSOURI WEEKLY SUMMARY

(Cuba, Vienna)

Receipts: 5,206 Week ago: 5,697 Year ago: 1,590
 Feeder steers steady some under 500 lbs 3.00-5.00 higher. Feeder heifers 2.00-10.00 lower some under 500 lbs 5.00-10.00 higher. Slaughter cows 1.00-4.00 lower.

FEEDER STEERS:
 Medium and Large 1

300-400 lbs.	300.00-315.00
400-500 lbs.	265.00-324.50
500-600 lbs.	254.00-294.00
600-700 lbs.	236.00-265.50
700-800 lbs.	229.00-235.00
27 hd 801 lbs.	224.00

FEEDER HEIFERS:
 Medium and Large 1

300-400 lbs.	242.50-291.00
400-500 lbs.	246.00-291.50
500-600 lbs.	228.00-262.50
600-700 lbs.	220.00-239.00
700-800 lbs.	190.00-206.00

SLAUGHTER BULLS: Yield
 Grade 1-2 1735-1965 lbs 106.00-127.00

SLAUGHTER COWS: Breaking and Boning, (70-85% lean) 94.50-106.00; high dressing 105.50-110.00. Lean (85-90%) 83.00-93.50

BRED COWS: Medium and Large 1-2 2-8 yrs 1018-1365 lbs 2nd to 3rd stage 1200.00-1575.00 per head

COW & CALF PAIRS: Medium and Large 1 >5 yrs 1085-1350 lbs with 150-300 lb calves 1900.00-2075.00 per pair

NORTHWEST MISSOURI WEEKLY SUMMARY

(Tina)

Receipts: 1,160 Week ago: 2,143 Year Ago: 2,656
 Compared to last week, feeders mostly steady. Slaughter cows steady to 5.00 lower.

FEEDER STEERS:
 Medium and Large 1

400-500 lbs.	280.00-296.00
500-600 lbs.	271.00-304.00
600-700 lbs.	257.50-270.25
70 hd 769 lbs.	234.50

FEEDER HEIFERS:
 Medium and Large 1

400-500 lbs.	252.50-264.50
15 hd 520 lbs.	254.00

SLAUGHTER BULLS: Yield
 Grade 1-2 1580-2020 lbs few 116.00-124.00

SLAUGHTER COWS: Breaking and Boning, (70-85% lean) 91.00-111.00. Lean (85-90%) 88.00-99.50

BRED COWS: Scarce

COW & CALF PAIRS: Scarce

AFTERNOON NATIONAL SLAUGHTER CATTLE REVIEW

So far for Friday in the Southern Plains negotiated cash trading has been limited on light demand. A few live purchases have traded at 182.00, however, not enough for a full market trend. Last week in the Texas Panhandle live purchases at 185.00. Last week in Kansas live purchases traded at 186.00. Thus far for Friday in Nebraska and Western Cornbelt negotiated cash trading has been mostly inactive on light demand. Not enough purchases for a market trend in these regions. In Nebraska Thursday was the last reported market with live purchases at mostly 185.00 and dressed purchases at 296.00. In the Western Cornbelt last week live and dressed purchases traded at 190.00 and from 298.00-300.00, respectively.

Negotiated Cash Sales:

Confirmed:	9,832	Week Ago:	14,446	Year Ago:	1,478
Week to date:	48,497	Week Ago:	105,353	Year Ago:	104,648

<u>Live Basis</u>	<u>Steers</u>	<u>Heifers</u>
Over 80% Choice	182.00-190.00 avg 184.35	181.00-185.00 avg 182.48
65-80% Choice	182.00-182.00 avg 182.00	180.00-182.00 avg 181.59
35-65% Choice	182.00-182.00 avg 182.00	-
0-35% Choice	-	-
Total All Grades	182.00-190.00 avg 183.82	180.00-185.00 avg 182.03
Dressed Basis		
Over 80% Choice	296.00-296.00 avg 296.00	296.00-296.00 avg 296.00
65-80% Choice	-	-
35-65% Choice	-	-
0-35% Choice	-	-
Total All Grades	296.00-296.00 avg 296.00	296.00-296.00 avg 296.00

<u>All Beef Type Steers/Heifers</u>	<u>Head</u>	<u>Avg Wt</u>	<u>Price Range</u>	<u>Wtd Avg</u>
Live FOB	5794	1336.20	180.00-190.00	182.99
Live Del	2579	1449.40	184.00-187.00	185.98
Dressed Del	1448	926.60	295.00-296.00	295.11
Dressed FOB	-	-	-	-

WEEKLY COMMODITY FUTURES TRENDS

Compared to last week, Live Cattle 0.13 lower to 1.85 higher, Lean Hogs 2.80 to 6.72 higher, Feeder Cattle 3.20 to 4.08 lower.

Daily Futures Closes

	Mon.	Tues.	Wed.	Thu.	Fri.
Cattle					
Jun	179.07	179.42	177.45	177.57	178.35
Aug	173.20	173.92	170.97	171.07	171.72
Oct	176.47	177.02	174.12	174.35	175.35
Dec	179.50	180.50	177.65	177.97	179.10
Feb	182.50	183.52	180.90	181.22	182.80
Lean Hogs					
Jun	87.17	87.12	87.20	—	—
Jul	91.60	90.60	92.77	91.92	92.85
Aug	87.37	87.42	89.67	90.30	90.67
Oct	78.00	78.30	79.87	80.22	80.07
Dec	74.75	75.40	76.35	76.50	75.95
Fdr Cat					
Aug	239.05	240.45	235.90	234.12	234.92
Sep	242.07	243.40	239.12	237.52	238.17
Oct	244.12	245.30	241.20	239.80	240.30
Nov	245.30	246.40	242.35	240.87	241.30
Jan	244.57	245.70	241.25	240.00	240.70
Milk					
Jun	15.11	15.09	15.05	14.96	14.94
Jul	15.93	15.80	15.56	15.58	15.31
Aug	16.80	16.59	16.31	16.43	16.16

WEEKLY COMMODITY GRAIN FUTURES TRENDS

Compared to last week, Soybeans 1.02 to 1.40 higher, Wheat 0.53 to 0.60 higher, Corn 0.36 to 0.69 higher, KC Wheat 0.42 to 0.44 higher, Soybean Meal 29.20 to 36.70 higher.

Daily Grain Futures Closes

	Mon.	Tues.	Wed.	Thu.	Fri.
Soybeans					
Jul	1372 3/4	1399 1/4	1388 1/4	1428 1/4	1466 1/2
Aug	1292 1/2	1321 3/4	1318 1/4	1368 1/2	1407 1/2
Sep	1221 1/4	1251 1/2	1251 1/2	1309	1358
Nov	1209	1239 1/2	1240	1292 1/4	1342 1/4
Jan	1219 1/4	1249	1248 3/4	1298 3/4	1347
Wheat					
Jul	633 3/4	636 1/4	630 1/4	661 1/2	688
Sep	646	648	641 1/4	672 3/4	701 1/2
Dec	662 1/2	664	657	686 3/4	715 3/4
Mar	676 1/2	677 3/4	671	699	727 1/4
May	685	684 1/2	679 1/4	706 1/4	734
Corn					
Jul	617 1/4	612 1/2	607 3/4	623 1/4	640 1/4
Sep	543 1/2	546	545	570	594
Dec	549 1/4	551 1/4	549 1/4	574 1/2	597 1/2
Mar	558 3/4	560 1/4	558 1/4	582 1/4	604
May	563	564 1/4	562 3/4	585 1/2	605 3/4
KC Wheat					
Jul	796 1/2	791 3/4	785 3/4	812 3/4	842
Sep	793 3/4	790 1/4	782 1/4	808 3/4	839
Dec	792 1/4	790	779 1/4	806	837
Mar	787 3/4	785 3/4	774 1/4	799 3/4	830 3/4
May	781 3/4	779 1/2	768 3/4	792 3/4	823 1/4
SB Meal					
Jul	397.40	397.50	389.70	394.20	416.40
Aug	390.20	390.90	384.80	390.40	413.40
Sep	380.20	383.10	378.90	386.80	409.10
Oct	371.90	377.60	374.40	383.30	403.70
Dec	370.30	377.20	374.60	383.80	403.30

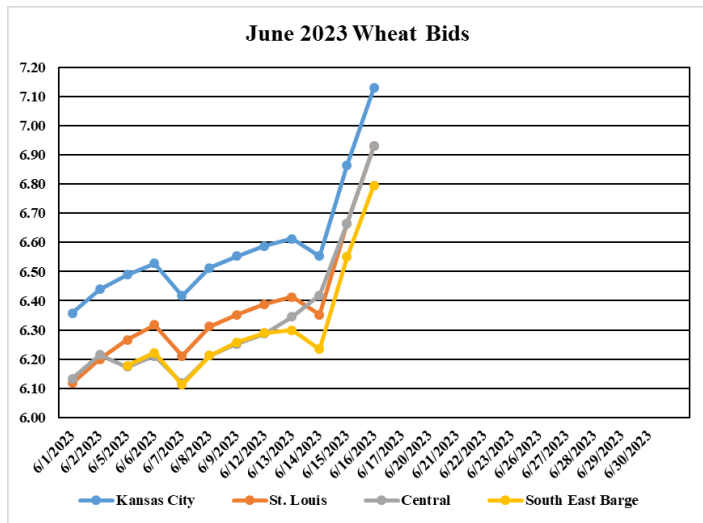
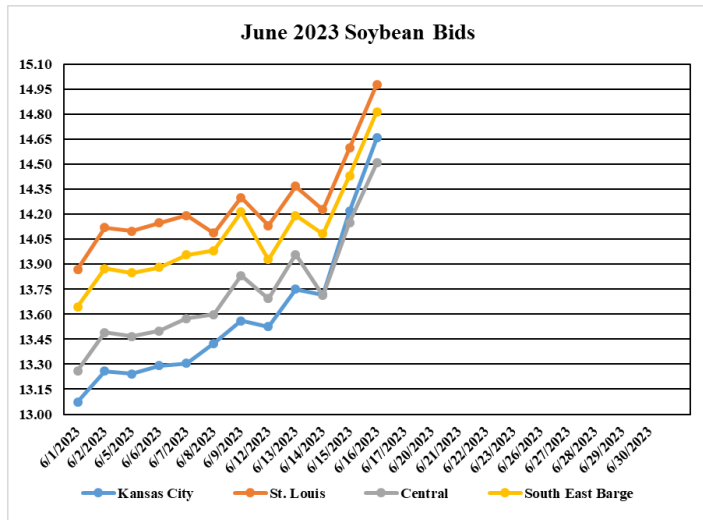
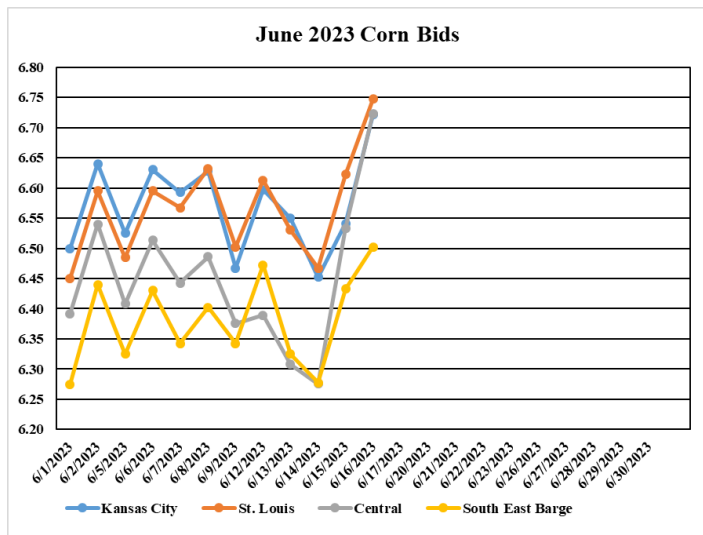
MISSOURI GRAIN WEEKLY TRENDS

Compared to last week, Soybeans 0.19 to 0.54 higher, Wheat 0.26 higher, Corn 0.12 to 0.24 higher, Sorghum 0.17 to 0.24 higher.

Area	#1 Soybeans	#2 Soft Wheat	#2 Corn	#2 Grain Sorghum
Kansas City				
Friday**	13.46-13.61	6.55	6.39-6.54	6.44
Monday	13.43-13.58	6.59	6.52-6.67	6.57
Tuesday	13.52-13.87	6.61	6.48-6.63	6.53
Wednesday	13.48-13.83	6.55	6.37-6.52	6.47
Thursday	13.98-14.33	6.86	6.45-6.63	6.05
Friday	14.52-14.72	7.13	6.69-6.75	6.29
St. Louis				
Friday**	14.26-14.33	6.35	6.46-6.54	7.09
Monday	14.12-14.14	6.39	6.55-6.67	7.22
Tuesday	14.36-14.37	6.41	6.51-6.56	7.18
Wednesday	14.20-14.25	6.35	6.45-6.47	7.12
Thursday	14.58-14.61	6.66	6.60-6.64	7.28
Friday	14.96-14.99	6.93	6.72-6.77	7.45
Central				
Friday**	13.76-13.86	6.05-6.35	6.34-6.39	---
Monday	13.63-13.73	6.09-6.39	6.32-6.47	---
Tuesday	13.89-13.99	6.21-6.41	6.28-6.33	---
Wednesday	13.58-13.88	6.15-6.45	6.25-6.30	---
Thursday	14.08-14.18	6.46-6.76	6.50-6.55	---
Friday	14.47-14.52	6.73-7.03	6.69-6.74	---
S.E. MO				
Friday**	14.21	6.23-6.30	6.34	---
Monday	13.93	6.27-6.34	6.47	---
Tuesday	14.19	6.28-6.31	6.33	---
Wednesday	14.08	6.22-6.25	6.27	---
Thursday	14.43	6.54-6.56	6.43	---
Friday	14.81	6.74-6.83	6.50	---

(PRICES PER BUSHEL) *NEW CROP **PREVIOUS WEEK'S PRICES
*Bids calculated using Kansas City, St. Louis, and St. Joseph bids

MONTHLY GRAIN CROP



*Axis value ranges may be updated to reflect data points.

WHOLESALE FEEDSTUFFS PRICES (DOLLARS PER TON-BULK BASIS)				
Area	Soybean Hulls Pellets	Soybean Meal 46.5-48%	Corn Gluten Pellets 21%	Wheat Middlings
Kansas City	235.00	408.40	220.00	160.00
St. Louis	n/a	n/a	215.00	158.33

Turkey Hatchery

Eggs in Incubators on June 1 Up 7 Percent from Last Year. Turkey eggs in incubators on June 1, 2023 in the United States totaled 28.1 million, up 7 percent from June 1, 2022. Eggs in incubators were up 2 percent from the May 1, 2023 total of 27.6 million eggs. Poults Hatched During May Up 4 Percent from Last Year Turkey poults hatched during May 2023 in the United States totaled 23.5 million, up 4 percent from May 2022. Poults hatched were up 11 percent from the April 2023 total of 21.1 million poults. Net Poults Placed During May Up 4 Percent from Last Year The 22.4 million net poults placed during May 2023 in the United States were up 4 percent from the number placed during the same month a year earlier. Net poult placements were up 12 percent from the April 2023 total of 19.9 million

Broiler Hatchery

Broiler-Type Eggs Set in the United States Up 1 Percent Hatcheries in the United States weekly program set 244 million eggs in incubators during the week ending June 10, 2023, up 1 percent from a year ago. Average hatchability for chicks hatched during the week in the United States was 79.4 percent. Average hatchability is calculated by dividing chicks hatched during the week by eggs set three-weeks earlier.

Broiler-Type Chicks Placed in the United States Down 1 Percent Broiler growers in the United States weekly program placed 189 million chicks for meat production during the week ending June 10, 2023, down 1 percent from a year ago. Cumulative placements from the week ending January 7, 2023 through June 10, 2023 for the United States were 4.30 billion. Cumulative placements were down slightly from the same period a year earlier.

MISSOURI CROP PROGRESS AND CONDITION 06/12/23

	Week Ending			2018-2022 Average
	06/11/23	06/04/23	06/11/22	
Soybeans Planted	93	91	70	71
Soybeans Emerged	86	80	54	55
Cotton Squaring	22	8	4	9
Winter Wheat Harvested	21	1	2	6
Alfalfa hay 1st cutting	85	77	57	66
Other hay cut	59	44	32	39

MISSOURI WEEKLY HAY SUMMARY 06/15/23

Although there was a few scattered rains over the last week amounts were generally only a couple of tenths and everything was isolated and patchy no matter what the amount was. There wasn't enough anywhere to reverse the current cycle of an increasing presence of drought each week. Near 91 percent of the state is now part of the drought monitor. Haying is in full swing now as farmers all across the state are trying to bale everything they can. Some areas are once again reporting army worm infestations. Hay interest and demand is good as many customers are trying to acquire hay in worry that supplies will get harder to come by if rains don't come. It should be noted there has been an uptick in cases of a few bad apples and attempted scams so all parties should be aware and if something seems fishy it probably is. The supply of hay is light and demand is moderate to good. Hay prices are steady to firm. The Missouri Department of Agriculture has a hay directory visit <http://mda.mo.gov/abd/haydirectory/> for listings of hay <http://agebb.missouri.edu/haylst/>
Alfalfa - Supreme 250.00-300.00, small square 10.00-15.00 per bale
Alfalfa - Premium 180.00-250.00
Alfalfa - Good 150.00-180.00, small square 5.00-9.00 per bale
Alfalfa - Fair 125.00-150.00
Alfalfa/grass mix - Good/Premium small square 5.00-9.00 per bale
Mixed grass - Good/Premium 150.00-200.00
Mixed grass - Fair/Good 100.00-150.00, small square 5.00-8.00 per bale
Mixed grass - Fair 50.00-100.00 per large round bale
Wheat straw - 4.00-7.00 per small square bale

Please Note: The above volumes (tonnage, acres, and bales) listed on this USDA LPGMN report are for confirmed trades only, it does not include estimated volume (tonnage) for bids or offers to the trade. The current hay directory can be found at: [Hay Directory](#). List your hay for sale at: [Hay Listing Online Form](#). Explanation of Hay Quality Guidelines: [Hay Quality Designation Guidelines](#).
Glossary of Terms: [Livestock, Poultry, and Grain Hay Terms](#)

MISSOURI WEEKLY SHEEP/GOAT AUCTION SUMMARY

Receipts: 2039 Week Ago: 2756 Last Year: 1484

SHEEP: Feeder Lambs: Medium and Large 1-2 30-40 lbs 125.00-167.00. Small and Medium 1-2 hair 20-50 lbs 125.00-160.00. Slaughter Lambs Choice and Prime 1-2 wool 40-90 lbs 155.00-167.00 Choice and Prime 1-3 hair 45-90 lbs 140.00-177.00; Choice 1-3 50-85 lbs 120.00-145.00. Ewes Utility and Good 2 wool 80-175 lbs 75.00-110.00. Utility and Good 1-3 hair 75-90 lbs 85.00-95.00; 90-130 lbs 70.00-85.00. Cull and Utility 1-2 hair 95-140 lbs 50.00-65.00.

GOATS: Feeder Kids Selection 1 40-45 lbs 295.00-305.00. Selection 1-2 25-40 lbs 175.00-225.00. Selection 2 25-30 lbs 170.00-180.00; 30-50 lbs 180.00-275.00. Selection 3 20-40 lbs 100.00-165.00. 40-50 lbs 122.50-160.00. Slaughter Kids Selection 1 50-80 lbs 270.00-320.00. Selection 1-2 40-75 lbs 225.00-270.00. Selection 2 45-65 lbs 175.00-255.00. Nannies Selection 1-2 60-140 lbs 105.00-185.00. Billies Selection 1-2 90-180 lbs 150.00-202.50. Replacement Nannies Selection 1-2 2-4 yrs exposed 150.00-255.00.

Explanatory Notes: Stage - Represents estimated lambing/kidding period (Open, Exp=exposed, Bred, Fall = Sep-Nov, Win = Dec-Feb, Spr = Mar-May, Sum=Jun-Aug; w/s = woolled and shorn; /hd= per head; /fam=per family
All price CWT unless otherwise noted.

MISSOURI DROUGHT MONITOR

Date	None	D0	D1	D2	D3	D4
06/13/23	9.39	34.10	28.40	20.10	8.01	0.00
06/06/23	13.24	33.55	26.06	9.49	7.66	0.00
6/14/22	96.32	3.68	0.00	0.00	0.00	0.00

Reflects percentage of Missouri impacted by drought. D0 Abnormally Dry; D1 Moderate Drought; D2 Severe Drought; D3 Extreme Drought; D4 Exceptional Drought

NATIONAL DIRECT DELIVERED FEEDER PIG REPORT

06/16/23 Receipts: 81,376 Week ago: 82,094 Year Ago: 69,380
Early weaned pigs and feeder pigs steady to 2.00 lower
Early weaned pigs 10-12 lbs. basis: Cash 39,080 head 3.00-17.00, weighted average 11.89
Formula 34,676 head 11.44-50.25, weighted average 30.11
Feeder pigs 40 pounds basis: Cash 7,620 head 28.00-45.00, weighted average 37.56

NATIONAL DAILY DIRECT PRIOR DAY HOG REPORTS FOR 06/16/23

BARROWS AND GILTS (Carcass Basis): 7,539 head
Base Carcass Price 83.00-96.00, weighted average 93.18

SOWS (Live Basis): 6,889 head
300-500 lbs. 10.00-39.00
Over 500 lbs. 18.00-39.00

MISSOURI WEEKLY DIRECT SLAUGHTER CATTLE REPORT 06/16/23

Weekly Receipts: 120 Week ago: 700 Year ago: 360
Trade as of Friday morning: trade was light with lower bids.

LIVE STEERS & HEIFERS: No sales reported
DRESSED STEERS & HEIFERS: 3 loads Thur 295.00 flat

GRADE AND WEIGHT (Grid): No sales Reported

Click here for the current [National Crop Progress](#)
Click here for the current [Missouri Crop Progress](#)