

# Weekly Market Summary

Published by:  
**Missouri Department of Agriculture**  
**Ag Business Development Division**  
**Market News Program**



Chris Chinn, Director  
 Jill Wood, Division Director  
 Tony Hancock, Editor  
<http://www.ams.usda.gov/marketnews.htm>  
[agmarketnews.mo.gov](http://www.ams.usda.gov/marketnews.htm)

Michael L. Parson, Governor

Volume XLIII, Number 26 ♦ P.O. Box 630, Jefferson City, MO 65102 ♦ (573) 751-4211 ♦ Monday, July 03, 2023

## MISSOURI WEEKLY FEEDER CATTLE WEIGHTED AVERAGE REPORT

Receipts: 34,474 Week ago: 36,605 Year ago: 38,540

Steers and Heifers Medium and Large 1—Weighted average weights and prices

STEERS: Medium and Large 1

325 lbs. 291.12	524 lbs. 279.92	722 lbs. 242.52	919 lbs. 221.45
376 lbs. 298.49	574 lbs. 276.15	770 lbs. 233.41	960 lbs. 217.47
424 lbs. 292.46	626 lbs. 263.75	810 lbs. 232.76	
475 lbs. 285.21	673 lbs. 253.84	878 lbs. 227.50	

HEIFERS: Medium and Large 1

328 lbs. 252.90	525 lbs. 245.75	713 lbs. 225.11	908 lbs. 200.00
384 lbs. 266.04	575 lbs. 240.90	777 lbs. 205.47	
428 lbs. 255.94	630 lbs. 233.77	811 lbs. 211.16	
476 lbs. 256.17	668 lbs. 237.89	867 lbs. 201.01	

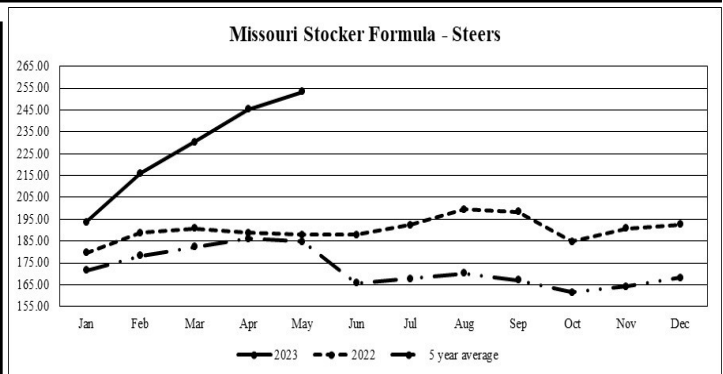
### MISSOURI STEER (HEIFER) STOCKER FORMULA 07/03/2023

Monday's Missouri Stocker formula consists of **7492 (8671)** head with a weighted average weight of **544.44 (546.04)** lbs. and a price value of **268.62 (235.42)**, 4.77 higher (1.84 higher) than last week.

This a rolling seven day calculated weighted value which combines all Feeder Steers reported by MDA/USDA Market News Service weighing from 400-649 lbs. in the Medium and Large 1 and Medium and Large 1 -2 frame and muscle classifications, including all comment cattle except Brahman X. Heifer values are in parentheses.

### MISSOURI WEEKLY CATTLE AUCTION SUMMARY

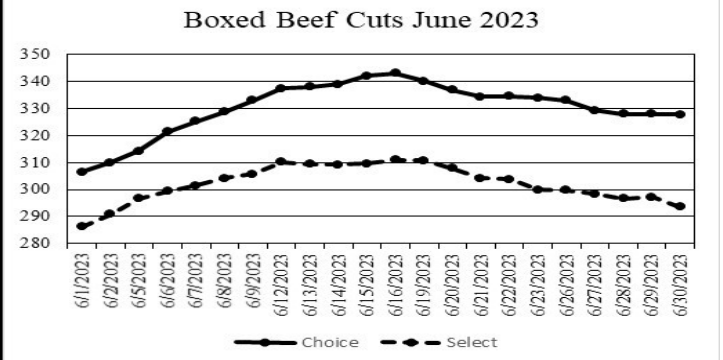
Compared to last week, feeders sold steady to 5.00 higher. This week was a tale of two tails as early week sales were very uneven with some sales higher and some sales lower. Mid-week the story began to change and by week end there was no question the market was stronger. The supply of feeders was moderate to heavy, with many load lots of yearlings which had been hidden back for the summer markets starting to show up. Joplin Regional Stockyards, which has solidly taken the first place spot as the largest auction in the nation, had 18 of the 20 the largest drafts of the week ranging from 119 to 269 head. Unionville Livestock Market held their annual customer appreciation bbq sale and sold over 20 full pot loads. Demand was moderate to good as typical the summer market finds the best demand for yearlings which are always harder to find in the summer but more so this year than ever before. The calf market is being pulled along and plenty of buyers for those as well but they better be right to fetch the extreme top prices. The feeder market was fueled this week by plunging corn prices in anticipation of the USDA acreage report that was released on Friday and was everything that the cattleman hoped for along with the forecast of rains and perhaps a possible change in weather patterns. December new crop corn futures closed the week down 0.94 cents and ended the week with a "4" in front of it. Feeder cattle futures skyrocketed with the Aug contract gaining 13.62 for the week. Drought conditions continue to worsen although some rains did finally come very late in the week and over the weekend. Although very uplifting everyone is praying for a change in the weather pattern as it will take much more than one good weekend of rain to really make a difference. Auction barns around the state have been seeing at least double or even triple the number of cull cows as what is seasonally normal. Lack of grass and hay has producers cutting back herds and a lot of really nice cows in the prime of their lives are not going to see another calving season as there just aren't many buyers that have the feed to take them home. The only plus side is the market for slaughter cows remains good and checks for weight up cows is much higher than anyone is accustomed to receiving. Boxed beef cutouts continued to slide lower this week. Despite the recent downturn levels are still much higher than anything since fall of 2021. Choice closed at 327.72, down 6.29 and select closed at 293.63, down 6.33 compared to last Friday. Negotiated feedlot sales as of the Friday afternoon report totaled only 44k. Fed cattle prices were steady to slightly lower. Live sales were reported from 179.00-183.00 and dressed sales at 290.00. Feedlot manager seemed to dig their heels in this week and although next week is a short holiday week should have themselves in a good position as packers will have to be looking for inventory.



\*Graph is updated the first Monday of each month. Axis value ranges may be updated to

### NATIONAL BOXED BEEF CUTOFF/BOXED BEEF CUTS

DATE	CHOICE	SELECT	TOTAL LOADS
6/26	333.04	299.67	82
6/27	329.23	298.43	147
6/28	327.90	296.68	105
6/19	328.05	297.18	96
6/30	327.72	293.63	98
5 Day Simple Average	329.19	297.12	



\*Axis value ranges may be updated to reflect data points.

### WEEKLY LIVESTOCK SLAUGHTER 07/01/23

	CATTLE	HOGS	SHEEP
Week to Date:	644,000	2,332,000	33,000
Last Week:	649,000	2,372,000	34,000
Last Year:	641,000	2,284,000	34,000

The Weekly Market Summary, as well as historical summaries, are available on our website <https://agmarketnews.mo.gov/summaries>  
 Market News Hotline: 1-573-522-9244

**SOUTHWEST MISSOURI WEEKLY SUMMARY**

(Joplin and Springfield)

Receipts: 13,671 Week ago: 17,706 Year ago: 13,088

Compared to last week, feeders uneven with early week steers 5.00 to 10.00 higher, heifers under 575 lbs steady to 6.00 lower, over 575 lbs steady to 4.00 higher. Late week feeders steady to 6.00 lower, except steers over 750 lbs firm undertone. Slaughter cows 3.00 to 6.00 higher. Slaughter bulls steady to 3.00 higher.

**FEEDER STEERS:**  
Medium and Large 1

350-400 lbs.	280.00-282.00
400-500 lbs.	267.00-285.00
500-600 lbs.	259.00-288.00
600-700 lbs.	239.00-270.00
700-800 lbs.	216.00-252.00
800-900 lbs.	202.00-240.00
900-1000 lbs.	214.00-232.50

**FEEDER HEIFERS:**  
Medium and Large 1

18 hd 389 lbs.	265.00
400-500 lbs.	239.00-256.00
500-600 lbs.	226.00-243.00
600-700 lbs.	203.00-255.00
700-750 lbs.	193.00-228.00
800-900 lbs.	178.00-221.25

**FEEDER HOLSTEIN STEERS**  
Large 3

350-400 lbs.	155.00-166.00
400-500 lbs.	170.00-179.50
500-600 lbs.	163.00-177.00
600-650 lbs.	167.00-168.00
700-800 lbs.	150.00-169.00
56 hd 836 lbs.	175.50
1050-1100 lbs.	155.00-164.75

**SLAUGHTER COWS:** Breaking and Boning (70-85% lean) 92.50-106.50, high dressing 103.00-115.50; low dressing 83.00-96.00. Lean (85-90%) 79.00-97.00

**SLAUGHTER BULLS:** Yield Grade 1-2 1165-2470 lbs. 109.50-125.00; high dressing 123.50-139.50; low dressing 101.00-109.50

**BRED COWS:** Medium and Large 1 2-8 yrs 1345-1426 lbs 2nd to 3rd stage 1475.00-1600.00. Medium and Large 1-2 2-8 yrs 1128-1215 lbs 2nd to 3rd stage 1325.00-1400.00 per head  
**BRED HEIFERS:** Medium and Large 1-2 <2 yrs 913-1023 lbs 1st to 3rd stage 1100.00-1400.00 per head

**COW & CALF PAIRS:** Medium and Large 1-2 2-8 yrs 1245-1385 lbs with 150-300 lb calves 1650.00-1850.00, >8 yrs 1258-1315 lbs with 150-300 lb calves 1400.00-1500.00; 2-8 yrs 1080-1085 lbs with >300 lb calves 2150.00-2200.00 per pair

**SOUTH CENTRAL MISSOURI WEEKLY SUMMARY**

(West Plains, Phillipsburg)

Receipts: 5,678 Week ago: 6,966 Year Ago: 9,139

Compared to last week, early week calves under 700 lbs mostly 5.00 lower, spots 10.00 lower and over 700 lbs steady to 2.00 higher. Late week steers under 500 lbs 5.00 to 10.00 lower, over 500 lbs 4.00 to 8.00 higher and heifers from 4.00 lower to 2.00 higher. Slaughter cows steady to 4.00 higher and slaughter bulls steady to 4.00 higher.

**FEEDER STEERS:**  
Medium and Large 1

300-400 lbs.	285.00-310.00
400-500 lbs.	262.50-290.00
500-600 lbs.	250.00-283.50
600-700 lbs.	230.00-269.00
700-800 lbs.	220.00-247.50
800-900 lbs.	205.00-222.00
900-1000 lbs.	203.00-209.75

**FEEDER HEIFERS:**  
Medium and Large 1

400-500 lbs.	233.00-249.00
500-600 lbs.	220.00-237.50
600-700 lbs.	210.00-227.25
700-800 lbs.	201.00-220.00
Pkg 839 lbs.	195.00
32 hd 908 lbs.	200.00

**FEEDER HOLSTEIN STEERS**  
Large 3

Scarce Scarce

**SLAUGHTER COWS:** Breaking and Boning (70-85% lean) 87.50-105.00, high dressing 100.00-122.00; low dressing 79.00-93.00. Lean (85-90%) 80.00-93.00

**SLAUGHTER BULLS:** Yield Grade 1-2 115-2130 lbs. 113.00-125.00; high dressing 120.00-137.00; low dressing 91.00-111.00

**BRED COWS:** Medium and Large 1-2 2-8 yrs 1050-1350 lbs 2nd and 3rd stage 1200.00-1700.00 per head

**COW & CALF PAIRS:** Medium and Large 1-2 2-8 yrs 1150-1181 lbs with 150-300 lb calves 1600.00-1775.00 per pair

**BRED HEIFERS:** Medium and Large 1-2 <2 yrs 825-890 lbs 1st to 3rd stage 825.00-1075.00, 2nd to 3rd stage 1000.00-1200.00 per head

**WEST CENTRAL MISSOURI WEEKLY SUMMARY**

(Kingsville, Windsor, Butler)

Receipts: 6,660 Week ago: 6,854 Year ago:

Compared to last week, steers and heifers steady to 8.00 higher. Slaughter cows steady to 4.00 higher.

**FEEDER STEERS:**  
Medium and Large 1

300-400 lbs.	266.00-310.00
400-500 lbs.	268.00-305.00
500-600 lbs.	264.00-295.50
600-700 lbs.	246.00-271.00
700-800 lbs.	232.25-252.25
800-850 lbs.	217.00-242.50
110 hd 954 lbs.	219.35

**FEEDER HEIFERS:**  
Medium and Large 1

300-400 lbs.	250.00-271.00
400-500 lbs.	239.75-275.00
500-600 lbs.	225.00-262.00
600-700 lbs.	217.00-250.85
700-800 lbs.	207.00-238.85

**SLAUGHTER BULLS:** Yield Grade 1-2 1120-1790 lbs 117.50-132.00; high dressing 134.00-144.00

**SLAUGHTER COWS:** Breaking and Boning (70-85% lean) 93.00-109.50, high dressing 103.50-124.00; low dressing 87.00-99.50. Lean (85-90%) 82.50-96.50

**BRED COWS:** Medium and Large 1 5-8 yrs 1083-1380 lbs 2nd to 3rd stage 1425.00-1525.00, 1st stage 1350.00-1460.00 per head

**COW & CALF PAIRS:** Medium and Large 1 2-8 ys 975-1375 lbs with 150-300 lb calves 1925.00-2500.00 per pair

**NORTHEAST MISSOURI WEEKLY SUMMARY**

(Bowling Green, Kingdom City, Palmyra)

Receipts: 2,277 Week ago: 6,022 Year ago: 2,572

Compared to last week, steers under 600 lbs steady to 5.00 lower, over 600 lbs steady to firm. Heifers steady to 3.00 higher. Slaughter cows steady to 3.00 higher.

**FEEDER STEERS:**  
Medium and Large 1

400-500 lbs.	286.00-304.00
500-600 lbs.	256.00-295.00
600-700 lbs.	239.50-280.00
700-800 lbs.	226.00-232.50

**FEEDER HEIFERS:**  
Medium and Large 1

300-400 lbs.	266.00-272.50
400-500 lbs.	253.00-270.00
500-600 lbs.	234.00-251.00
600-700 lbs.	238.00-246.00
700-750 lbs.	222.50-233.50

**SLAUGHTER BULLS:** Yield Grade 1-2 1510-2310 lbs 120.00-125.00

**SLAUGHTER COWS:** Breaking and Boning, (70-85% lean) 95.00-106.00; high dressing 106.00-121.00; low dressing 85.00-94.50. Lean (85-90%) 85.00-95.50

**SLAUGHTER STEERS:** Choice 2-3 181.50-185.00. Select and Choice 2-3 174.00-181.00. Select 1-2 few 165.00-170.00.

**SLAUGHTER HEIFERS:** Choice 2-3 couple 184.50. Select and Choice 2-3 179.00-180.00.

**BRED COWS:** Scarce

**COW/CALF PAIRS:** Scarce

**NORTH CENTRAL MISSOURI WEEKLY SUMMARY**

(Macon, Unionville, Green City, New Cambria)

Receipts: 6,733 Week ago: 897 Year ago: 4,674

Compared to two weeks ago, feeders uneven early week steers steady to 5.00 lower, heifers 1.00 to 3.00 higher and late week 8.00 to 15.00 higher, spots 20.00 higher. Slaughter cows steady to 5.00 higher. \*Some sale barns on a bi-weekly schedule and may not have a sale each week.

**FEEDER STEERS:**  
Medium and Large 1

300-400 lbs.	292.00-335.00
400-500 lbs.	285.00-318.00
500-600 lbs.	265.00-309.00
600-700 lbs.	251.85-299.75
700-800 lbs.	234.00-253.00
800-850 lbs.	227.00-243.00
900-950 lbs.	229.75-230.35

**FEEDER HEIFERS:**  
Medium and Large 1 & 1-2

350-400 lbs.	275.00-292.00
400-500 lbs.	250.00-294.00
500-600 lbs.	233.00-275.00
600-700 lbs.	229.00-248.50
700-750 lbs.	220.50-247.25

**SLAUGHTER BULLS:** Yield Grade 1-2 1475-2125 lbs few 120.00-128.00; few high dressing 128.00-137.00

**SLAUGHTER COWS:** Breaking and Boning, (70-85% lean) 95.00-119.00; high dressing 109.00-124.00. Lean (85-90%) 90.00-102.00

**BRED COWS:** Scarce

**COW & CALF PAIRS:** Scarce

**SOUTHEAST MISSOURI WEEKLY SUMMARY**

(Jackson and Farmington)

Receipts: 2,057 Week ago: 2,445 Year ago: 1,173

Compared to last week, feeders uneven with early week steady to 11.00 lower on a light test and late week feeders mostly 5.00 higher. Slaughter cows steady to 4.00 higher. Slaughter bulls mostly steady.

**FEEDER STEERS:**  
Medium and Large 1

300-400 lbs.	230.00-240.00
400-500 lbs.	232.00-300.00
500-600 lbs.	230.00-295.00
600-700 lbs.	210.00-255.00
700-800 lbs.	227.00-229.00
900-950 lbs.	203.00-210.00

**FEEDER HEIFERS:**  
Medium and Large 1

300-400 lbs.	214.00-245.00
400-500 lbs.	193.00-247.00
500-600 lbs.	185.00-242.00
600-650 lbs.	180.00-237.00
700-750 lbs.	186.00-208.00
800-900 lbs.	194.00-200.00

**SLAUGHTER BULLS:** Yield Grade 1-2 1065-2000 lbs. 100.00-115.00; high dressing 111.00-133.00

**SLAUGHTER COWS:** Breaking and Boning (75-85% lean) 85.00-99.00; high dressing 91.00-105.00. Lean (85-90% lean) 60.00-84.00

**BRED COWS:** Medium and Large 2 2-8 yrs 950-1375 lbs 1st to 3rd stage 1000.00-1400.00 per head

**COW & CALF PAIRS:** Medium and Large 2 2-8 yrs 975-1250 lbs with <150 to 300 lb calves 1150.00-1500.00 per pair

**EAST CENTRAL MISSOURI WEEKLY SUMMARY**

(Cuba, Vienna)

Receipts: 4,068 Week ago: 2,449 Year ago: 3,090

Compared to last week, steers and heifers steady to firm, spots 5.00 higher on comparable sales. Slaughter cows steady to 3.00 higher.

**FEEDER STEERS:**  
Medium and Large 1

300-400 lbs.	306.00-325.00
400-500 lbs.	271.00-303.00
500-600 lbs.	265.00-292.50
600-700 lbs.	246.00-285.00
700-800 lbs.	232.00-252.50

**FEEDER HEIFERS:**  
Medium and Large 1

400-500 lbs.	245.00-265.00
500-600 lbs.	235.00-261.50
600-700 lbs.	220.50-231.00
Pkg 747 lbs.	215.00

**SLAUGHTER BULLS:** Yield Grade 1-2 1400-2165 lbs 115.00-126.00; few high dressing 129.00-131.00; low dressing 100.00-115.00

**SLAUGHTER COWS:** Breaking and Boning, (70-85% lean) 90.00-104.00; high dressing 103.00-110.00; low dressing 85.00-93.00. Lean (85-90%) 83.50-94.00

**BRED COWS:** Medium and Large 1-2 2-8 yrs 1040-1375 lbs 2nd to 3rd stage 1300.00-1575.00 per head

**COW & CALF PAIRS:** Medium and Large 1-2 2-8 yrs 1050-1250 lbs with 150-300 lb calves 1425.00-1700.00; >5 yrs 1200-1275 lbs with 150-300 lb calves 1285.00-1550.00; >5 yrs 1300-1350 lbs with >300 lb calves 1585.00-1810.00 per pair

**NORTHWEST MISSOURI WEEKLY SUMMARY**

(Tina)

Receipts: 890 Week ago: 763 Year Ago: 1,104

Compared to last week, no comparison available for feeder steers and heifers due to light receipts. Slaughter cows sold 4.00 to 6.00 lower. Slaughter bulls sold on a light test, though a lower undertone was noted.

**FEEDER STEERS:**  
Medium and Large 1

Pkg 359 lbs.	298.00
400-500 lbs.	270.00-300.00
500-600 lbs.	231.00-296.50
600-700 lbs.	221.00-253.00
Pkg 793 lbs.	224.00

**FEEDER HEIFERS:**  
Medium and Large 1

400-500 lbs.	226.00-263.00
500-600 lbs.	200.00-239.50
600-650 lbs.	224.00

**SLAUGHTER BULLS:** Yield Grade 1-2 1066-1815 lbs 101.00-108.50; high dressing 119.00-126.50

**SLAUGHTER COWS:** Breaking and Boning, (70-85% lean) 91.00-106.00; high dressing 101.00-115.00. Lean (85-90%) 81.00-92.00

**BRED COWS:** Medium and Large 1-2 2-8 yrs 1243-1306 lbs 2nd and 3rd stage 1200.00-1310.00 per head

**COW & CALF PAIRS:** Medium and Large 1-2 5-8 yrs 1069 lbs with 150-300 lb calves 1125.00; 2-4 yrs 1260-1270 lbs rebred 1st to 2nd stage with >300 lb calves 1525.00-1860.00; 5-8 yrs 1165-1515 lbs with >300 lb calves 1200.00-1750.00 per pair

**AFTERNOON NATIONAL SLAUGHTER CATTLE REVIEW**

So far for Friday in all major feeding regions negotiated cash trading has been slow with light to moderate demand. In the Texas Panhandle, a few, live purchases traded at 179.00. In Nebraska, a few, dressed purchases traded at 290.00. In the Western Cornbelt, a few, live purchases traded from 182.00-183.00. However, not enough purchases in any of these regions for a full market trend. In Kansas the last reported market was on Tuesday with live purchases at 178.00. Last week in the Texas Panhandle live purchases traded at 180.00. For the prior week in Nebraska live and dressed purchases traded from 182.00-185.00 and at 290.00, respectively. For the previous week in the Western Cornbelt live and dressed purchases traded from 184.00-185.00 and at 290.00, respectively.

Negotiated Cash Sales:					
Confirmed:	17,070	Week Ago:	1,805	Year Ago:	922
Week to date:	44,045	Week Ago:	76,509	Year Ago:	69,262

Live Basis	Steers	Heifers
Over 80% Choice	179.00-185.00, avg 182.67	180.00-183.00, avg 181.85
65-80% Choice	178.00-179.00, avg 178.94	179.00-182.00, avg 179.26
35-65% Choice	178.00-179.00, avg 178.70	178.00
0-35% Choice	-	-
Total All Grades	178.00-185.00, avg 181.65	178.00-183.00, avg 179.62
Dressed Basis		
Over 80% Choice	280.00-290.00, avg 288.49	285.00-290.00, avg 289.44
65-80% Choice	290.00	290.00
35-65% Choice	-	-
0-35% Choice	-	-
Total All Grades	280.00-290.00, avg 289.43	285.00-290.00, avg 289.74

All Beef Type Steers/Heifers	Head	Avg Wt	Price Range	Wtd Avg
Live FOB	10,135	1404.2	176.00-185.00	181.25
Live Del	434	1415.1	181.00-184.00	183.81
Dressed Del	6,061	884.0	280.00-290.00	289.61
Dressed FOB	165	935.2	179.00	179.00

**WEEKLY COMMODITY FUTURES TRENDS**

Compared to last week, Live Cattle 4.00 to 6.40 higher, Lean Hogs Jul and Aug 2.93 to 4.38 higher, others 1.00 to 1.60 lower, Feeder Cattle 9.88 to 13.62 higher.

Daily Futures Closes

	Mon.	Tues.	Wed.	Thu.	Fri.
Cattle					
Jun	177.70	179.30	179.62	179.75	181.50
Aug	170.60	172.50	173.87	174.50	177.17
Oct	174.02	176.07	177.02	177.67	179.55
Dec	178.37	180.17	180.87	181.67	183.52
Feb	182.62	184.10	184.50	185.15	186.95
Lean Hogs					
Jul	93.40	94.12	94.27	95.45	95.65
Aug	90.05	91.05	91.10	92.32	92.60
Oct	80.22	79.77	79.37	79.35	78.37
Dec	77.90	77.00	76.07	75.92	75.15
Feb	83.37	82.42	81.20	81.05	80.77
Fdr Cat					
Aug	233.67	238.50	240.25	242.37	247.57
Sep	237.50	241.97	243.72	245.80	250.82
Oct	240.10	244.32	245.97	247.82	252.52
Nov	241.55	245.52	246.97	248.35	252.65
Jan	241.37	245.20	246.27	247.27	250.75
Milk					
Jun	14.93	14.92	14.91	—	—
Jul	14.86	14.35	14.35	14.09	14.18
Aug	15.68	15.17	15.04	14.77	14.86



**WEEKLY COMMODITY GRAIN FUTURES TRENDS**

Compared to last week, Soybeans 0.26 to 0.62 higher, Wheat 0.83 to 0.97 lower, Corn 0.77 to 0.97 lower, KC Wheat 0.58 to 0.64 lower, Soybean Meal uneven July, Aug, Sep 2.90 to 8.50 higher, others steady to 1.00 lower.

Daily Grain Futures Closes

	Mon.	Tues.	Wed.	Thu.	Fri.
<b>Soybeans</b>					
Jul	1521	1495	1451	1483	1557 1/4
Aug	1424 1/4	1395 1/2	1361	1367 3/4	1442
Sep	1336 3/4	1308 1/2	1278 1/4	1279 3/4	1355 1/2
Nov	1323	1294 1/4	1265	1265 3/4	1343 1/4
Jan	1332 1/4	1303 1/4	1274 1/2	1274 1/4	1346 3/4
<b>Wheat</b>					
Jul	724 1/4	685	655 3/4	653	636 1/4
Sep	738 1/4	699	669 3/4	667 1/2	651
Dec	755 3/4	716 1/4	686 3/4	684 1/2	669 1/4
Mar	770	731	702	699	685 1/4
May	774 1/4	736 3/4	709 3/4	706 1/4	693 3/4
<b>Corn</b>					
Jul	637 1/4	623	590	581	554 1/2
Sep	584	556 1/4	531 1/4	523 1/2	488 1/2
Dec	588 1/4	561	536 3/4	528 1/2	494 3/4
Mar	596 3/4	570 1/4	546 3/4	538 3/4	506 1/2
May	600	574	551 3/4	543 3/4	513 1/2
<b>KC Wheat</b>					
Jul	866 1/2	837 3/4	800 3/4	794 1/4	801 1/4
Sep	868 1/4	839 1/2	805 3/4	800	800
Dec	868	840 1/2	808 1/4	801 1/2	800 1/4
Mar	862 1/4	836	805 1/2	798 1/2	796 1/4
May	853	827 1/4	799	791 1/2	787 1/2
<b>SB Meal</b>					
Jul	414.60	407.30	401.80	403.00	419.20
Aug	409.50	400.00	393.70	396.90	413.90
Sep	404.30	393.30	386.20	388.80	406.10
Oct	399.70	386.80	379.50	382.00	398.80
Dec	398.90	385.40	378.00	380.50	397.30

**MISSOURI GRAIN WEEKLY TRENDS**

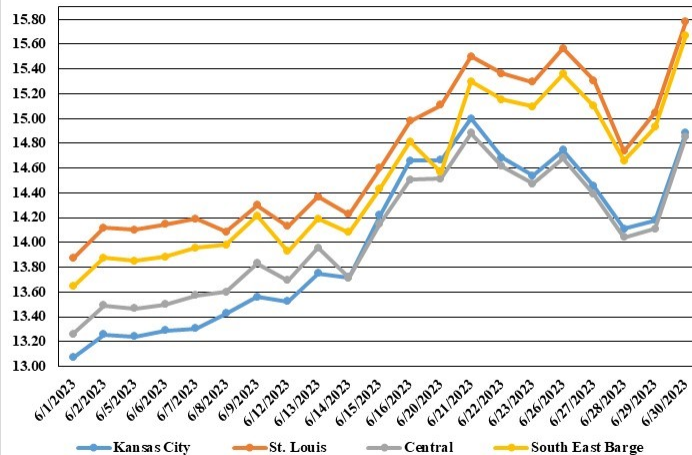
Compared to last week, Soybeans 0.23 to 0.83 higher, Wheat 0.97 to 1.09 lower, Corn 0.76 to 0.97 lower, Sorghum 0.76 to 0.97 lower.

Area	#1 Soybeans	#2 Soft Wheat	#2 Corn	#2 Grain Sorghum
<b>Kansas City</b>				
Friday**	14.44-14.64	7.68	6.49	6.19
Monday	14.64-14.84	7.59	6.49	6.19
Tuesday	14.36-14.56	7.20	6.21	5.91
Wednesday	14.10-14.21	6.91	5.96	5.66
Thursday	14.08-14.28	6.88	5.89	5.59
Friday	14.82-15.02	6.71	5.54	5.24
<b>St. Louis</b>				
Friday**	15.27-15.31	7.36-7.43	6.57-6.55	7.35
Monday	15.56-15.57	7.25-7.39	6.62-6.63	7.42
Tuesday	15.30-15.31	6.85-7.00	6.49-6.52	7.28
Wednesday	14.71-14.76	6.44-6.71	6.05-6.11	6.95
Thursday	15.03-15.07	6.41-6.63	5.96-6.01	6.86
Friday	15.77-15.79	6.24-6.46	5.70-5.75	6.60
<b>Central</b>				
Friday**	14.44-14.49	7.18-7.53	6.34-6.39	---
Monday	14.64-14.69	7.09-7.44	6.34-6.39	---
Tuesday	14.36-14.41	6.70-7.05	6.06-6.11	---
Wednesday	14.01-14.06	6.41-6.76	5.81-5.86	---
Thursday	14.08-14.13	6.38-6.73	5.74-5.79	---
Friday	14.82-14.87	6.16-6.56	5.39-5.44	---
<b>S.E. MO</b>				
Friday**	15.09	7.21-7.28	6.40	---
Monday	15.36	7.13-7.20	6.47	---
Tuesday	15.10	6.65-6.77	6.33	---
Wednesday	14.66	6.28-6.46	6.00	---
Thursday	14.93	6.25-6.43	5.81	---
Friday	15.67	6.09-6.26	5.55	---

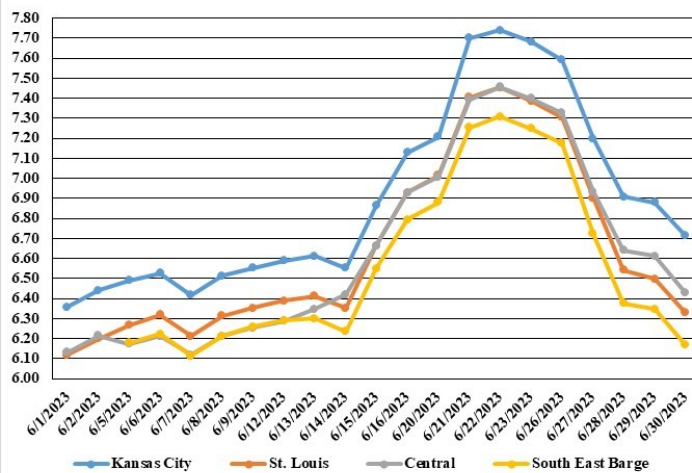
(PRICES PER BUSHEL) \*NEW CROP \*\*PREVIOUS WEEK'S PRICES  
\*Bids calculated using Kansas City, St. Louis, and St. Joseph bids

**MONTHLY GRAIN CROP**

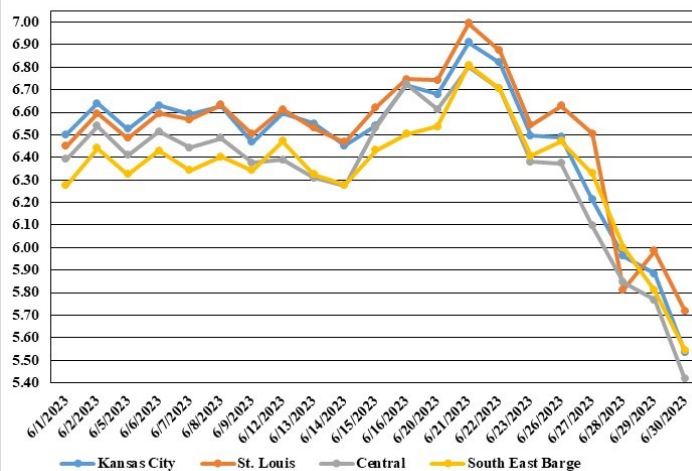
June 2023 Soybean Bids



June 2023 Wheat Bids



June 2023 Corn Bids



\*Axis value ranges may be updated to reflect data points.

**WHOLESALE FEEDSTUFFS PRICES (DOLLARS PER TON-BULK BASIS)**

Area	Soybean Hulls Pellets	Soybean Meal 46.5-48%	Corn Gluten Pellets 21%	Wheat Middlings
Kansas City	235.00	412.70	230.00	180.00
St. Louis	n/a	n/a	247.50	170.00

**ACREAGE**

**Corn planted** area for all purposes in 2023 is estimated at 94.1 million acres, up 6 percent or 5.52 million acres from last year. This represents the third highest planted acreage in the United States since 1944. Compared with last year, planted acreage is expected to be up or unchanged in 43 of the 48 estimating States. Area harvested for grain, at 86.3 million acres, is up 9 percent from last year.

**Soybean planted** area for 2023 is estimated at 83.5 million acres, down 5 percent from last year. Compared with last year, planted acreage is down or unchanged in 21 of the 29 estimating States.

**All wheat planted** area for 2023 is estimated at 49.6 million acres, up 9 percent from 2022. The 2023 winter wheat planted area, at 37.0 million acres, is up 11 percent from last year but down 1 percent from the previous estimate. Of this total, about 25.7 million acres are Hard Red Winter, 7.66 million acres are Soft Red Winter, and 3.68 million acres are White Winter. Area expected to be planted to other spring wheat for 2023 is estimated at 11.1 million acres, up 3 percent from 2022. Of this total, about 10.5 million acres are Hard Red Spring wheat. Durum planted area for 2023 is expected to total 1.48 million acres, down 9 percent from the previous year.

**GRAIN STOCKS**

**Corn stocks** in all positions on June 1, 2023 totaled 4.11 billion bushels, down 6 percent from June 1, 2022. Of the total stocks, 2.22 billion bushels are stored on farms, up 5 percent from a year earlier. Off-farm stocks, at 1.89 billion bushels, are down 15 percent from a year ago. The March - May 2023 indicated disappearance is 3.29 billion bushels, compared with 3.41 billion bushels during the same period last year.

**Soybeans** stored in all positions on June 1, 2023 totaled 796 million bushels, down 18 percent from June 1, 2022. On-farm stocks totaled 323 million bushels, down 3 percent from a year ago. Off-farm stocks, at 473 million bushels, are down 26 percent from a year ago. Indicated disappearance for the March - May 2023 quarter totaled 891 million bushels, down 8 percent from the same period a year earlier.

**Old crop all wheat** stored in all positions on June 1, 2023 totaled 580 million bushels, down 17 percent from a year ago. On-farm stocks are estimated at 124 million bushels, up 34 percent from last year. Off-farm stocks, at 456 million bushels, are down 25 percent from a year ago. The March - May 2023 indicated disappearance is 366 million bushels, up 11 percent from the same period a year earlier.

**MISSOURI WEEKLY SHEEP/GOAT AUCTION SUMMARY**

Receipts: 1,349 Week Ago: 2,712 Last Year: 887

**SHEEP:** Feeder lambs Small and Medium 1-2 hair pkg 29 lbs 157.50; 30-40 lbs 140.00-152.50, fancy 185.00, thin 110.00; 40-50 lbs 123.00-155.00; 50-60 lbs 137.00-151.00.

Slaughter lambs Choice and Prime 1-3 w/s pkg 53 lbs 130.00; pkg 112 lbs 120.00. Choice and Prime 1-3 hair 26 hd 24 lbs 148.00; 15 hd 31 lbs 140.00; 50-60 lbs 136.00-161.00; 60-70 lbs 130.00-148.00; 70-90 lbs 120.00-140.00. Choice 1-3 hair 55-70 lbs 125.00. Slaughter ewes Good 2-3 pkg 137 lbs 68.00. Good 2-3 hair 75-115 lbs 72.50-76.00. Utility and Good 1-3 hair 70-140 lbs 57.00-75.00. Slaughter bucks 1-2 hair 150-160 lbs 62.50-90.00.

**GOATS:** Feeder kids Selection 1 30-40 lbs 257.00-270.00; 40-50 lbs 250.00-252.00. Selection 2 20-30 lbs 142.00-147.00; 30-40 lbs 165.00-222.00; 40-50 lbs 182.00-205.00. Selection 3 30-40 lbs 110.00-135.00; 40-50 lbs 75.00-140.00.

Slaughter kids Selection 1 50-65 lbs 220.00-267.00. Selection 2 50-60 lbs 167.50-210.00; 60-70 lbs 200.00-214.00; 70-100 lbs 190.00-203.00. Selection 3 pkg 60 lbs 148.00. Slaughter nannies/does Selection 1-2 pkg 56 lbs 60.00; 70-80 lbs 127.00-137.00; 80-90 lbs 69.00-115.00; 95-100 lbs 107.50-135.00; 100-130 lbs 70.00-122.00. Slaughter bucks/billies Selection 1-2 pkg 67 lbs 141.00, pygmies 142.00; pkg 85 lbs 165.00, pygmies 137.00; 115-185 lbs 157.00-206.00. Wethers Selection 1-2 pkg 65 lbs 227.00; pkg 75 lbs 185.00.

Explanatory Notes: Stage - Represents estimated lambing/kidding period (Open, Exp=exposed, Bred, Fall = Sep-Nov, Win = Dec-Feb, Spr = Mar-May, Sum=Jun-Aug; w/s = woolled and shorn; /hd= per head; /fam=per family All price CWT unless otherwise noted.

**MISSOURI DROUGHT MONITOR**

Date	None	D0	D1	D2	D3	D4
06/27/23	5.81	11.73	29.76	32.74	19.96	0
06/20/23	6.71	22.97	27.02	27.60	15.70	0
06/28/22	38.81	52.36	8.83	0	0	0

Reflects percentage of Missouri impacted by drought. D0 Abnormally Dry; D1 Moderate Drought; D2 Severe Drought; D3 Extreme Drought; D4 Exceptional Drought

**NATIONAL DIRECT DELIVERED FEEDER PIG REPORT**

06/30/23 Receipts: 100,020 Week ago: 113,177 Year Ago: 66,856 Early weaned pigs steady to weak. All feeder pigs 1.00 to 2.00 per head lower.

Early weaned pigs 10-12 lbs. basis: Cash 61,800 head 4.00-17.00, weighted average 11.43. Formula 21,720 head 11.92-50.25, weighted average 31.36. Feeder pigs 40 pounds basis: Cash 16,500 head 32.00-44.00, weighted average 35.83

**NATIONAL DAILY DIRECT PRIOR DAY HOG REPORTS FOR 06/30/23**

**BARROWS AND GILTS (Carcass Basis):** 2,058 head Base Carcass Price 85.00-99.00, weighted average 94.00

**SOWS (Live Basis):** 7,356 head 300-500 lbs. 15.00-51.00 Over 500 lbs. 30.00-53.00

**MISSOURI WEEKLY DIRECT SLAUGHTER CATTLE REPORT 06/30/23**

Weekly Receipts: 200 Week ago: 320 Year ago: 280 Trade as of Friday morning: trade was light with lower bids and most producers passing bids. Flat dressed sales 4.00 lower and grid dressed sales inactive.

**LIVE STEERS & HEIFERS:** No sales reported **DRESSED STEERS & HEIFERS:** 35 loads Thur 285.00 flat

**GRADE AND WEIGHT (Grid):** No sales reported

Click here for the current [National Crop Progress](#)  
Click here for the current [Missouri Crop Progress](#)

**MISSOURI CROP PROGRESS AND CONDITION 06/26/23**

	Week Ending			2018-2022 Average
	06/25/23	06/18/23	06/25/22	
Corn silking	3	-	1	5
Soybeans Emerged	93	89	78	79
Soybeans Blooming	6	-	1	3
Cotton Squaring	64	38	24	34
Winter Wheat Harvested	69	46	61	51
Alfalfa hay 1st cutting	96	90	89	91
Alfalfa hay 2nd cutting	31	4	4	17
Other hay cut	77	69	64	65

**MISSOURI WEEKLY HAY SUMMARY 06/29/23**

It's getting more difficult each week to find any good news related to hay but as of this report far north Missouri is receiving some rain. Heavy winds has caused at least some damage but the rain a huge blessing. Drought conditions continue to move from bad to worse and everyone is holding out hope for that Fourth of July rain. Hay business is busy and one doesn't have to drive very far down any major highway before meeting trucks moving hay. Hay demand is good to very good. The supply is light. Hay prices are firm.

Fescue seed harvest is winding up for many and most stations will close after the holiday weekend if they haven't already. Season was a disappointment following what might have been the greatest season every last year. Weather just prevented the production of much seed this year even though prices were well above long term averages it was just hard to find enough seed in many areas to make running worth it. Prices are reported at mostly 0.88-0.90 cents per hundred weight.

- Alfalfa - Supreme 250.00-300.00, small square 10.00-15.00 per bale
- Alfalfa - Premium 180.00-250.00
- Alfalfa - Good 150.00-180.00, small square 5.00-9.00 per bale
- Alfalfa - Fair 125.00-150.00
- Alfalfa/grass mix - Good/Premium small square 5.00-9.00 per bale
- Mixed grass - Good/Premium 150.00-200.00
- Mixed grass - Fair/Good 100.00-150.00, small square 5.00-8.00 per bale
- Mixed grass - Fair 50.00-100.00 per large round bale
- Wheat straw - 4.00-7.00 per small square bale

Please Note: The above volumes (tonnage, acres, and bales) listed on this USDA LPGMN report are for confirmed trades only, it does not include estimated volume (tonnage) for bids or offers to the trade. The current hay directory can be found at: [Hay Directory](#). List your hay for sale at: [Hay Listing Online Form](#). Explanation of Hay Quality Guidelines: [Hay Quality Designation Guidelines](#). Glossary of Terms: [Livestock, Poultry, & Grain Hay Terms](#)