

Weekly Market Summary

Published by:
Missouri Department of Agriculture
Ag Business Development Division
Market News Program



Chris Chinn, Director
 Jill Wood, Division Director
 Tony Hancock, Editor
<http://www.ams.usda.gov/marketnews.htm>
<http://www.ams.usda.gov/marketnews.htm>

Michael L. Parson, Governor

Volume XLIII, Number 31 ♦ P.O. Box 630, Jefferson City, MO 65102 ♦ (573) 751-4211 ♦ Monday, Aug 7, 2023

MISSOURI WEEKLY FEEDER CATTLE WEIGHTED AVERAGE REPORT

Receipts: 14,507 Week ago: 18,390 Year ago: 26,992

Steers and Heifers Medium and Large 1—Weighted average weights and prices

STEERS: Medium and Large 1

329 lbs. 314.06 522 lbs. 287.66 713 lbs. 253.06 916 lbs. 239.09
 375 lbs. 299.65 569 lbs. 281.94 777 lbs. 243.83 1035 lbs. 226.50
 426 lbs. 292.80 620 lbs. 271.18 828 lbs. 241.24
 477 lbs. 294.82 679 lbs. 260.02 895 lbs. 240.00

HEIFERS: Medium and Large 1

267 lbs. 264.47 477 lbs. 265.27 681 lbs. 252.13 941 lbs. 230.00
 331 lbs. 264.96 522 lbs. 254.46 724 lbs. 232.72
 380 lbs. 269.06 577 lbs. 252.11 779 lbs. 225.46
 430 lbs. 265.67 624 lbs. 250.83 874 lbs. 230.39

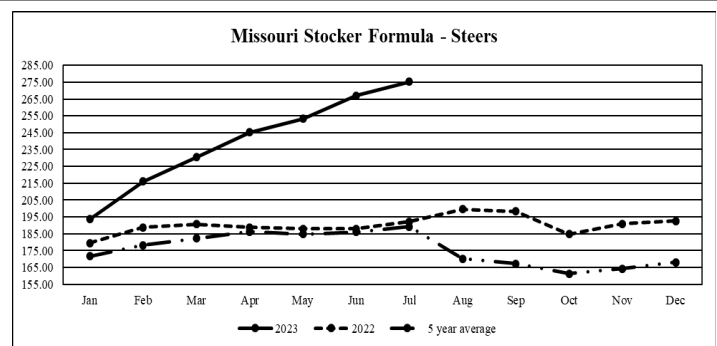
MISSOURI STEER (HEIFER) STOCKER FORMULA 08/07/2023

Monday's Missouri Stocker formula consists of **2527 (3405)** head with a weighted average weight of **546.66 (545.26)** lbs. and a price value of **274.92(250.06)**, 2.91 higher (4.79 higher) than last week.

This a rolling seven day calculated weighted value which combines all Feeder Steers reported by MDA/USDA Market News Service weighing from 400-649 lbs. in the Medium and Large 1 and Medium and Large 1-2 frame and muscle classifications, including all comment cattle except Brahman X. Heifer values are in parentheses.

MISSOURI WEEKLY CATTLE AUCTION SUMMARY

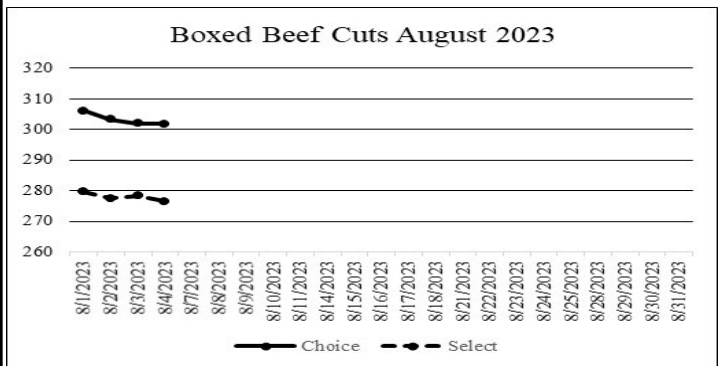
Compared to last week, feeders sold steady to 5.00 higher with heifers seeing the most increase this week. The supply was light and actually consisted of slightly more heifers than steers and bulls this week. Several auctions around the state has multiple loads of heifers this week. Demand was moderate to good. Heavy rains around the state brought several inches of moisture since last week. Many areas down the mid-section of the state reported 4-6 inches with some areas at or exceeded over 10 inches in the last week. Excessive run off filled ponds and caused some flooding issues. Although still a long ways from being drought free most every area of the state is seeing green grass once again. The states crop ratings for beans and corn continue to be the lowest of any of the major states. Several reports of guys that have given up on corn and are chopping or planning to as soon as they can get into fields. A few highlights this week included a load of 710 lb. steers at Kingsville Livestock Auction which sold for 260.25. A load of 910 lb. steers at Green City Livestock Market sold for 249.00. Loads of light weight calves are scarce but 21 head of 555 lb. steers sold at South Central Regional Stockyards for 301.25. There was seven loads of heifers this week at multiple auctions from 650-700 lbs. which sold from 252.00-260.00. Lolli Brothers Livestock Market sold a load of 941 lb. heifers headed to a feedlot for 230.00. Replacement cows continued to see a bit more interest this week. Several high quality heifers sold from 2500.00-2800.00 per head and some better quality middle aged bred cows sold from 1800.00-2650.00 per head. There is still a lot of out of state demand but areas that were not in the worst of the drought are also reporting some local demand as well. Boxed beef cutouts were lower for the week. Choice closed at 301.79, down 0.21 and select closed at 276.48, down 1.06 compared to last Friday. Negotiated feedlot sales as of the Friday afternoon was light with just over 43K head reported. Live sales were reported from 184.00-188.00 a very limited number of dressed sales was reported at 294.00-297.00. Missouri Stocker formula consists of 2527 head with a weighted average weight of 546.66 lbs. and a price value of 274.92, 2.91 higher than a week ago. The steer/heifer spread is 24.86.



*Graph is updated the first Monday of each month. Axis value ranges may be updated to reflect data points.

NATIONAL BOXED BEEF CUTOUT/BOXED BEEF CUTS

<u>DATE</u>	<u>CHOICE</u>	<u>SELECT</u>	<u>TOTAL LOADS</u>
07/31	301.78	277.73	86
08/01	306.10	279.60	102
08/02	303.18	277.47	134
08/03	302.01	278.31	99
08/04	301.79	276.48	121
5 Day Simple Average	302.97	277.92	



*Axis value ranges may be updated to reflect data points.

WEEKLY LIVESTOCK SLAUGHTER 08/05/23

	<u>CATTLE</u>	<u>HOGS</u>	<u>SHEEP</u>
Week to Date:	613,000	2,338,000	32,000
Last Week:	619,000	2,392,000	32,000
Last Year:	648,000	2,335,000	32,000

The Weekly Market Summary, as well as historical summaries, are available on our website <https://agmarketnews.mo.gov/summaries>
 Market News Hotline: 1-573-522-9244

SOUTHWEST MISSOURI WEEKLY SUMMARY

(Joplin and Springfield)

Receipts: 6,878 Week ago: 6,823 Year ago: 10,743

Compared to last week, feeders steers sold steady to 4.00 higher and feeder heifers sold steady to 2.00 higher. Slaughter cows sold 2.00 to 5.00 higher.

FEEDER STEERS:
Medium and Large 1

400-500 lbs.	272.00-295.00
500-600 lbs.	260.00-280.00
600-700 lbs.	234.00-271.00
700-800 lbs.	240.00-254.00
800-850 lbs.	240.00-242.00
Load 905 lbs.	234.50
2 loads 1035 lbs.	226.50

FEEDER HEIFERS:
Medium and Large 1

300-400 lbs.	251.00-270.00
400-500 lbs.	244.50-266.00
500-600 lbs.	236.50-257.00
600-700 lbs.	218.00-254.00
700-800 lbs.	224.25-231.25

FEEDER HOLSTEIN STEERS
Large 3

400-500 lbs.	Scarce
500-600 lbs.	
600-700 lbs.	
700-800 lbs.	

SLAUGHTER COWS: Breaking and Boning (70-85% lean) 100.00-119.00, high dressing 114.00-132.00; low dressing 87.50-104.00. Lean (85-90%) 90.00-107.50

SLAUGHTER BULLS: Yield Grade 1-2 1215-2275 lbs. 118.00-133.00; high dressing 132.00-151.00; low dressing 116.00-118.00

BRED COWS: Medium and Large 1 2-8 yrs 1035-1500 lbs 2nd and 3rd stage 1585.00-2550.00, pkg fancy 2650.00, 1st stage 1600.00-1775.00 per head.

COW & CALF PAIRS: Medium and Large 1-2 2-8 yrs 1040-1325 lbs w/ 150-300 lb calves 1700.00-2400.00; over 8 yrs 1325-1540 lbs 1500.00-1900.00 per pair.

BRED HEIFERS: Medium and Large 1 2-4 yrs 900-1120 lbs 2nd and 3rd stage 1575.00-2550.00, load fancy 2800.00 per head.

SOUTH CENTRAL MISSOURI WEEKLY SUMMARY

(West Plains, Phillipsburg)

Receipts: 3,460 Week ago: 4,707 Year Ago: 4,519

Compared to last week, steers and heifers mostly steady, spots 5.00 higher on heifer calves. Slaughter cows 2.00 to 7.00 higher. Slaughter bulls 3.00 to 5.00 higher.

FEEDER STEERS:
Medium and Large 1

300-400 lbs.	290.00-308.00
400-500 lbs.	289.00-305.00
500-600 lbs.	270.00-284.00
600-700 lbs.	249.00-272.00
58 hd 900 lbs.	230.25

FEEDER HEIFERS:
Medium and Large 1

300-400 lbs.	260.00-280.00
400-500 lbs.	245.00-275.00
500-600 lbs.	232.00-252.00
600-650 lbs.	228.00-249.00
700-800 lbs.	214.00-224.00

FEEDER HOLSTEIN STEERS
Large 3

Scarce Scarce

SLAUGHTER COWS: Breaking and Boning (70-85% lean) 102.00-117.00, high dressing 113.00-128.00; low dressing 91.00-105.00. Lean (85-90%) 90.00-104.00

SLAUGHTER BULLS: Yield Grade 1-2 1165-2335 lbs. 110.00-130.00; high dressing 130.00-146.00; low dressing 90.00-117.50

BRED COWS: Medium and Large 1 2-8 yrs 1160-1250 lbs 2nd to 3rd stage 1735.00-2300.00 per head. Medium and Large 1-2 2-8 yrs 1025-1330 lbs 2nd to 3rd stage 1250.00-1800.00, 1st stage 1285.00-1500.00 per head

COW & CALF PAIRS: Medium and Large 1 2-8 yrs 1128-1255 lbs rebred 1st stage with 150-300 lb calves 2500.00-2835.00 per head. Medium and Large 1-2 2-8 yrs 1145-1215 lbs with <150 lb calves 1700.00-1900.00; 2-8 yrs 1110-1164 lbs some rebred 1st stage with 150-300 lb calves 2000.00-2500.00 per pair

WEST CENTRAL MISSOURI WEEKLY SUMMARY

(Kingsville, Windsor, Butler)

Receipts: 2,573 Week ago: 3,343 Year ago: 2,153

Compared to last week, steers and heifers sold steady to 5.00 higher. Slaughter cows sold steady to 5.00 higher.

FEEDER STEERS:
Medium and Large 1

300-400 lbs.	295.00-310.00
400-500 lbs.	285.00-303.00
500-600 lbs.	279.50-319.00
600-700 lbs.	255.50-282.25
700-750 lbs.	250.50-260.25

FEEDER HEIFERS:
Medium and Large 1

300-400 lbs.	264.00-290.00
400-500 lbs.	264.00-291.00
500-600 lbs.	247.00-274.50
600-700 lbs.	240.00-260.50
700-750 lbs.	234.50-254.00

SLAUGHTER BULLS: Yield Grade 1-2 1125-2455 lbs 119.00-137.00; high dressing 137.00-152.00.

SLAUGHTER COWS: Breaking and Boning (70-85% lean) 103.50-124.00, high dressing 114.00-138.00 low dressing 95.00-104.00 Lean (85-90%) 90.00-109.00.

BRED COWS: Medium and Large 1-2 5-8 yrs 1230-1317 lbs 2nd to 3rd stage 1450.00-1510.00; >5 yrs 1190-1233 lbs 2nd to 3rd stage 1310.00-1350.00 per head

COW & CALF PAIRS: Scarce

NORTHEAST MISSOURI WEEKLY SUMMARY

(Bowling Green, Kingdom City, Palmyra)

Receipts: 2,482 Week ago: 3,266 Year ago: 4,263

Compared to last week, a much lighter offering with steer and heifer calves steady to firm on a light test, several loads of 600 lb heifers and a pot of 940 lb heifers firm to higher undertone. Slaughter cows firm to 5.00 higher.

FEEDER STEERS:
Medium and Large 1

300-400 lbs.	320.00-330.00
400-500 lbs.	303.00-327.50
500-600 lbs.	282.50-310.00
650-700 lbs.	274.00-278.00

FEEDER HEIFERS:
Medium and Large 1

300-400 lbs.	287.50-302.50
400-500 lbs.	273.00-288.00
500-600 lbs.	254.50-276.00

SLAUGHTER BULLS: Yield Grade 1-2 1395-2140 lbs 121.00-134.00; high dressing 133.00-149.00; couple low dressing 100.00-108.00.

SLAUGHTER COWS: Breaking and Boning (70-85% lean) 105.00-120.00; high dressing 115.00-144.00; low dressing 97.00-104.00. Lean (85-90%) 95.00-103.00.

SLAUGHTER STEERS: Choice 2-3 181.50-187.50. Select and Choice 1-3 175.00-180.00.

SLAUGHTER HEIFERS: Choice 2-3 181.00-184.50. Select and Choice 1-3 179.00.

BRED COWS: Medium and Large 1 2-4 yrs 1128-1158 lbs 2nd to 3rd stage 2200.00-2425.00; 2-8 yrs 1001-1354 lbs 2nd to 3rd stage 2175.00-2425.00; >5 yrs 16 hd 1387 lbs 3rd stage 1875.00. Medium and Large 1-2 2-8 yrs 1063-1600 lbs 2nd to 3rd stage 1650.00-2100.00 per head.

COW/CALF PAIRS: Medium and Large 1 >5 yrs 1150-1375 lbs with 150-300 lb calves 2050.00-2325.00; 2-8 yrs 1150-1250 lbs rebred 1st stage with >300 lb calves 3110.00-3250.00. Medium and Large 1-2 2-8 yrs 1050-1150 lbs with 150-300 lb calves 2125.00-2825.00 per pair

NORTH CENTRAL MISSOURI WEEKLY SUMMARY

(Macon, Unionville, Green City, New Cambria)

Receipts: 2,447 Week ago: 1,873 Year ago: 2,076

Compared to two weeks ago, steers and heifers mostly steady to firm, spots 5.00 to 10.00 higher on midweights. Slaughter cows Steady to firm. *Some sale barns on a bi-weekly schedule and may not have a sale each week.

FEEDER STEERS:
Medium and Large 1

400-500 lbs.	315.00-325.00
500-600 lbs.	279.50-315.00
600-650 lbs.	272.00-291.50
16 hd 732 lbs.	243.25
900-950 lbs.	241.50-249.00

FEEDER HEIFERS:
Medium and Large 1

400-500 lbs.	280.00-290.00
500-600 lbs.	259.50-277.50
600-700 lbs.	251.75-265.85
15 hd 720 lbs.	233.00
65 hd 876 lbs.	234.50
55 hd 941 lbs.	230.00

SLAUGHTER BULLS: Yield Grade 1-2 1530-1950 lbs 122.00-136.00; high dressing 141.00-151.00

SLAUGHTER COWS: Breaking and Boning (70-85% lean) 102.00-118.00, high dressing 114.00-139.00. Lean (85-90%) 95.00-105.50

BRED COWS: Scarce

COW & CALF PAIRS: Scarce

SOUTHEAST MISSOURI WEEKLY SUMMARY

(Jackson and Farmington)

Receipts: 1,454 Week ago: 1,150 Year ago: 1,142
Compared last week, steers and heifers sold 1.00-12.00 higher. Slaughter cows sold 4.00-6.00 higher and bulls sold steady to 2.00 higher.

FEEDER STEERS:
Medium and Large 1

300-400 lbs.	270.00-300.00
400-500 lbs.	260.00-309.00
500-600 lbs.	250.00-287.00
600-700 lbs.	227.00-256.00
700-800 lbs.	210.00-246.00

FEEDER HEIFERS:
Medium and Large 1

300-400 lbs.	235.00-267.00
400-500 lbs.	225.00-267.00
500-600 lbs.	217.00-256.00
600-700 lbs.	210.00-245.00
700-800 lbs.	196.00-227.00

SLAUGHTER BULLS: Yield Grade 1-2 1110-1998 lbs. 112.00-116.50; high dressing 120.00-131.00

SLAUGHTER COWS: Breaking and Boning (75-85% lean) 90.00-111.00; high dressing 100.00-125.00. Lean (85-90% lean) 71.00-88.00

BRED COWS: Medium and Large 2 2-8 yrs 1160-1475 lbs 2nd and 3rd stage 1275.00-1775.00 per head

COW & CALF PAIRS: Medium and Large 2 1125-1350 lbs 150-300 lb calves some bred 1700.00-2450.00 per pair.

EAST CENTRAL MISSOURI WEEKLY SUMMARY

(Cuba, Vienna)

Receipts: 1,307 Week ago: 732 Year ago: 2,096
Based on limited comparisons with two weeks ago, steers and heifers 5.00 to 15.00 higher. Slaughter cows 2.00 to 3.00 higher compared to last week.

FEEDER STEERS:
Medium and Large 1

300-400 lbs.	317.50-326.00
400-500 lbs.	295.00-315.00
500-600 lbs.	266.00-323.00
600-700 lbs.	261.50-285.50
700-800 lbs.	242.00-252.50

FEEDER HEIFERS:
Medium and Large 1

400-500 lbs.	240.00-275.25
500-600 lbs.	250.00-272.25
600-700 lbs.	226.00-247.00

SLAUGHTER BULLS: Yield Grade 1-2 1155-2040 lbs 132.00; high dressing 143.00-149.00.

SLAUGHTER COWS: Breaking and Boning, (70-85% lean) 104.50-114.50; high dressing 113.50-134.00. Lean (85-90%) 95.50-107.00

BRED COWS: Medium and Large 1-2 5-8 yrs 955-1335 lbs 2nd stage 1350.00-1770.00 per head

COW & CALF PAIRS: Scarce

NORTHWEST MISSOURI WEEKLY SUMMARY

(Tina) w/e 7/28/23

Receipts: 1,961 Week ago: 2,185 Year Ago: 1,106
Compared to two weeks ago, feeders steady to 5.00 higher, several spots 10.00 higher on weaned, vaccinated steer calves. Yearling steers over 800 lbs sharply higher undertones. Slaughter cows steady to 3.00 higher.

FEEDER STEERS:
Medium and Large 1

400-500 lbs.	303.00-326.00
500-600 lbs.	284.50-314.00
600-700 lbs.	265.00-290.50
700-750 lbs.	247.00-253.00
800-900 lbs.	243.50-255.25
48 hd 942 lbs.	240.25

FEEDER HEIFERS:
Medium and Large 1

400-500 lbs.	261.50-274.00
500-600 lbs.	259.00-274.00
600-700 lbs.	244.00-254.00
16 hd 736 lbs.	245.75

SLAUGHTER BULLS: Yield Grade 1-2 1020-1970 lbs 121.00-132.00; high dressing 132.00-134.00; low dressing 91.00-118.00

SLAUGHTER COWS: Breaking and Boning, (70-85% lean) 98.50-113.00; high dressing 105.00-127.50. Lean (85-90%) 91.00-100.00

BRED COWS: Medium and Large 1-2 2-8 yrs 1040-1445 lbs 2nd to 3rd stage 1300.00-1610.00 per head

COW & CALF PAIRS: Medium and Large 1-2 3 pairs 2-8 yrs 1300 lbs with 150-300 lb calves 1900.00 per pair

AFTERNOON NATIONAL SLAUGHTER CATTLE REVIEW

So far for Friday in the Western Cormbelt negotiated cash trading and demand have been moderate. Compared to the last reported market on Thursday, Live FOB purchases traded mostly steady at 188.00. Not enough Dressed Delivered purchases for a market trend. Last week Dressed Delivered purchases traded from 292.00-295.00. In Kansas and Nebraska negotiated cash trading has been limited on light demand. In Kansas, a few Live Delivered purchases traded from 184.00-185.50. In Nebraska, a few Live FOB purchases traded at 188.00. In the Texas Panhandle negotiated cash trading has been mostly inactive on very light demand. Not enough purchases in these three regions for a full market trend. The latest established market was last week in the Southern Plains, Live FOB purchases traded from 178.00-179.00. The latest established market was last week in Nebraska, Live FOB purchases traded at 186.00 and Dressed Delivered purchases traded from 292.00-295.00.

Negotiated Cash Sales:

Confirmed:	23,473	Week Ago:	9,578	Year Ago:	5,843
Week to date:	43,110	Week Ago:	18,968	Year Ago:	101,404

<u>Live Basis</u>	<u>Steers</u>	<u>Heifers</u>
Over 80% Choice	185.00-189.00, avg 187.82	187.00-188.00, avg 187.92
65-80% Choice	187.00-188.00, avg 187.86	179.00-188.00, avg 184.07
35-65% Choice	-	179.00
0-35% Choice	-	-
Total All Grades	185.00-189.00, avg 187.82	179.00-188.00, avg 186.37
<u>Dressed Basis</u>		
Over 80% Choice	294.00-297.00, avg 295.34	294.00-295.00, avg 294.65
65-80% Choice	294.00-297.00, avg 294.71	295.00
35-65% Choice	-	-
0-35% Choice	-	-
Total All Grades	294.00-297.00, avg 295.27	294.00-295.00, avg 294.68

<u>All Beef Type Steers/Heifers</u>	<u>Head</u>	<u>Avg Wt</u>	<u>Price Range</u>	<u>Wtd Avg</u>
Live FOB	18,331	1,416.0	179.00-189.00	187.43
Live Del	1,646	1,366.4	184.00-189.00	185.69
Dressed Del	2,721	896.9	294.00-298.00	295.57
Dressed FOB	450	920.3	292.00-296.00	295.57

WEEKLY COMMODITY FUTURES TRENDS

Compared to last week, Live Cattle 2.38 to 3.45 higher, Lean Hogs 1.40 to 2.18 lower, Feeder Cattle 3.92 to 4.48 higher.

Daily Futures Closes

	Mon.	Tues.	Wed.	Thu.	Fri.
Cattle					
Aug	178.05	179.50	178.02	178.50	180.90
Oct	179.52	181.82	180.50	181.30	182.90
Dec	183.40	185.62	184.60	185.50	187.05
Feb	187.17	188.77	188.05	189.20	190.47
Apr	189.72	191.05	190.20	191.37	192.75
Lean Hogs					
Aug	104.12	103.67	102.67	101.00	101.02
Oct	86.00	85.65	84.87	82.05	83.07
Dec	77.30	77.25	76.87	74.55	75.30
Feb	80.82	80.92	80.62	78.75	79.20
Apr	84.75	84.90	84.75	83.55	83.90
Fdr Cat					
Aug	245.60	248.47	246.82	247.95	249.52
Sep	249.20	251.90	250.10	251.62	253.45
Oct	251.02	253.40	251.85	253.42	255.42
Nov	251.47	253.77	252.57	254.12	256.10
Jan	249.70	251.92	250.97	252.55	254.57
Milk					
Jul	13.81	—	—	—	—
Aug	17.69	17.45	17.49	17.09	17.20
Sep	18.10	17.53	17.53	17.19	17.48

WEEKLY COMMODITY GRAIN FUTURES TRENDS

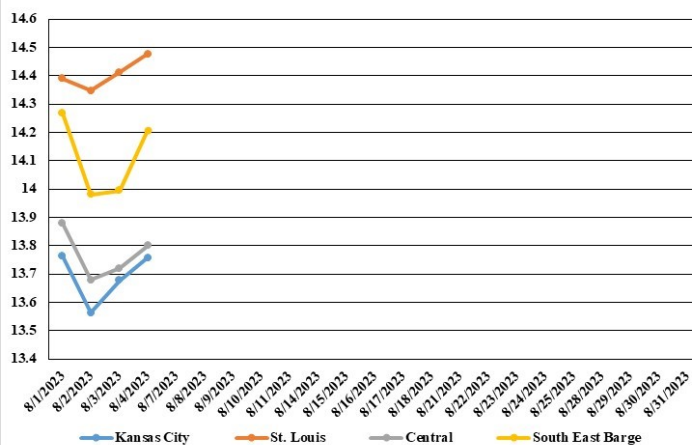
Compared to last week, Soybeans 0.41 to 0.49 lower, Wheat 0.48 to 0.71 lower, Corn 0.27 to 0.37 lower, KC Wheat 0.66 to 1.04 lower, Soybean Meal 8.10 to 11.10 lower.

Daily Grain Futures Closes

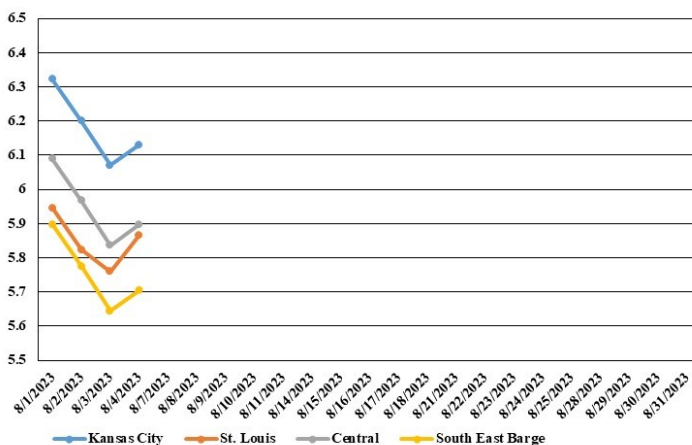
	Mon.	Tues.	Wed.	Thu.	Fri.
Soybeans					
Aug	1445 3/4	1446 3/4	1429 3/4	1428 3/4	1444
Sep	1370 1/2	1386 3/4	1376 1/2	1382	1387
Nov	1331 3/4	1341 1/4	1321 1/4	1325 1/4	1333 1/4
Jan	1340 1/2	1349 3/4	1330	1334 1/4	1342 3/4
Mar	1336 1/4	1347	1329 1/4	1333	1341 3/4
Wheat					
Sep	665 3/4	652 1/4	640	627	633
Dec	691 3/4	678 1/4	667 1/4	655	660 1/4
Mar	714 1/2	701	691 1/4	681 3/4	686 1/4
May	724 1/2	713 1/4	704 3/4	697 1/4	700 1/2
Jul	727 1/4	718 1/2	709 1/4	704 1/2	706 3/4
Corn					
Sep	504	497	488 1/4	480 3/4	484 1/4
Dec	513	57 1/4	500 1/2	493 1/2	497 1/4
Mar	525	519 3/4	514	507 1/4	510 1/2
May	532	527 1/4	522 1/4	515 1/2	518 1/2
Jul	535	530 3/4	526 3/4	520 1/4	523
KC Wheat					
Sep	812 3/4	804 1/2	787	767 1/2	752 1/2
Dec	829 1/2	817 3/4	801	782	769 1/4
Mar	833 3/4	822 1/4	807 1/4	789 1/4	778 1/2
May	831	821	807 3/4	791	781 1/2
Jul	804	799	786 3/4	775 1/2	766 1/2
SB Meal					
Aug	451.20	456.10	451.80	451.20	444.10
Sep	423.80	428.10	423.90	427.10	422.60
Oct	401.60	403.80	398.40	404.40	403.00
Dec	395.90	398.30	392.20	398.50	397.70
Jan	391.30	393.40	387.30	392.90	392.30

MONTHLY GRAIN CROP

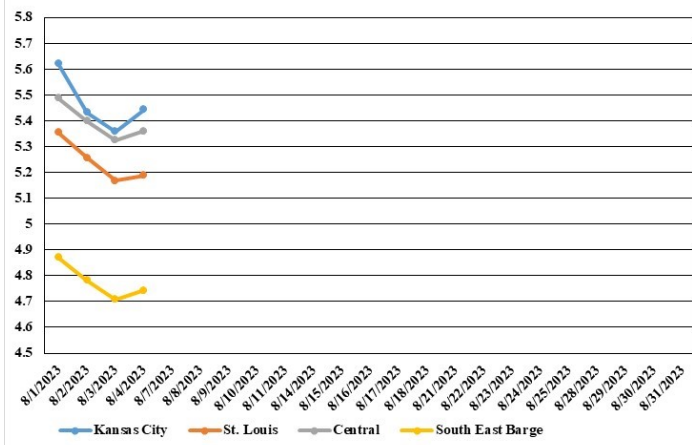
August 2023 Soybean Bids



August 2023 Wheat Bids



August 2023 Corn Bids



*Axis value ranges may be updated to reflect data points.

MISSOURI GRAIN WEEKLY TRENDS

Compared to last week, Soybeans 0.34 to 0.50 lower, Wheat 0.57 to 0.71 lower, Corn 0.40 to 0.68 lower, Sorghum 0.37 lower.

Area	#1 Soybeans	#2 Soft Wheat	#2 Corn	#2 Grain Sorghum
Kansas City				
Friday**	14.13-14.23	6.84	5.86-5.91	5.56
Monday	13.61-13.71	6.45	5.69-5.74	5.39
Tuesday	13.71-13.81	6.32	5.62	5.32
Wednesday	13.51-13.61	6.20	5.43	5.23
Thursday	13.65-13.70	6.07	5.36	5.16
Friday	13.73-13.78	6.13	5.39-5.49	5.19
St. Louis				
Friday**	14.94-14.97	6.42-6.49	5.61-5.91	---
Monday	14.55-14.57	6.03-6.10	5.39-5.74	---
Tuesday	14.16-14.62	5.92-5.97	5.04-5.67	---
Wednesday	14.33-14.36	5.80-5.85	4.93-5.58	---
Thursday	14.39-14.43	5.72-5.79	4.88-5.46	---
Friday	14.47-14.48	5.85-5.90	4.93-5.44	---
Central				
Friday**	14.23-14.33	6.54-6.64	5.66-5.76	---
Monday	13.71-13.81	6.15-6.25	5.46-5.59	---
Tuesday	13.81-13.91	6.02-6.12	5.42-5.52	---
Wednesday	13.61-13.71	5.90-6.00	5.33-5.43	---
Thursday	13.65-13.75	5.77-5.87	5.26-5.36	---
Friday	13.73-13.83	5.83-5.93	5.29-5.39	---
S.E. MO				
Friday**	14.87	6.33-6.41	5.31	---
Monday	14.45	5.97-6.02	5.04	---
Tuesday	14.27	5.82-5.97	4.87	---
Wednesday	13.86-14.10	5.70-5.85	4.78	---
Thursday	13.90-14.09	5.57-5.72	4.71	---
Friday	13.98-14.43	5.63-5.78	4.74	---

(PRICES PER BUSHEL) *NEW CROP **PREVIOUS WEEK'S PRICES
*Bids calculated using Kansas City, St. Louis, and St. Joseph bids

**WHOLESALE FEEDSTUFFS PRICES
(DOLLARS PER TON-BULK BASIS)**

Area	Soybean Hulls Pellets	Soybean Meal 46.5-48%	Corn Gluten Pellets 21%	Wheat Middlings
Kansas City	222.50	448.35	242.50	173.33
St. Louis	n/a	n/a	237.50	171.67

OILSEED CRUSHINGS, PROD. CONSUMPTION, STOCKS

Soybeans crushed for crude oil was 5.24 million tons (175 million bushels) in June 2023, compared with 5.68 million tons (189 million bushels) in May 2023 and 5.22 million tons (174 million bushels) in June 2022. Crude oil produced was 2.07 billion pounds down 7 percent from May 2023 but up less than 1 percent from June 2022. Soybean once refined oil production at 1.73 billion pounds during June 2023 decreased 6 percent from May 2023 but increased 5 percent from June 2022. **Canola seeds crushed** for crude oil was 158,305 tons in June 2023, compared with 140,590 tons in May 2023 and 147,715 tons in June 2022. Canola crude oil produced was 128 million pounds, up 12 percent from May 2023 and up 7 percent from June 2022. Canola once refined oil production, at 135 million pounds during June 2023, was up 25 percent from May 2023 and up 8 percent from June 2022. **Cottonseed once refined** oil production, at 29.3 million pounds during June 2023, was up 18 percent from May 2023 but down 31 percent from June 2022. **Edible tallow** production was 87.1 million pounds during June 2023, up 4 percent from May 2023 but down 9 percent from June 2022. Inedible tallow production was 281 million pounds during June 2023, down 16 percent from May 2023 and down 23 percent from June 2022. Technical tallow production was 107 million pounds during June 2023, down 3 percent from May 2023 but up 1 percent from June 2022. Choice white grease production, at 110 million pounds during June 2023, decreased 7 percent from May 2023 and decreased 4 percent from June 2022.

GRAIN CRUSHINGS AND CO-PRODUCTS PRODUCTION

Total corn consumed for alcohol and other uses was 493 million bushels in June 2023. Total corn consumption was down slightly from May 2023 and down less than 1 percent from June 2022. June 2023 usage included 92.0 percent for alcohol and 8.0 percent for other purposes. Corn consumed for beverage alcohol totaled 5.41 million bushels, up 5 percent from May 2023 and up 47 percent from June 2022. Corn for fuel alcohol, at 441 million bushels, was up 1 percent from May 2023 but down 1 percent from June 2022. Corn consumed in June 2023 for dry milling fuel production and wet milling fuel production was 92.3 percent and 7.7 percent, respectively. **Dry mill co-product production** of distillers dried grains with solubles (DDGS) was 1.79 million tons during June 2023, up 5 percent from May 2023 but down 7 percent from June 2022. Distillers wet grains (DWG) 65 percent or more moisture was 1.30 million tons in June 2023, down 1 percent from May 2023 but up 1 percent from June 2022. **Wet mill corn gluten feed production** was 270,060 tons during June 2023, up 2 percent from May 2023 but down 6 percent from June 2022. Wet corn gluten feed 40 to 60 percent moisture was 179,905 tons in June 2023, down 7 percent from May 2023 and down 11 percent from June 2022.

MISSOURI CROP PROGRESS AND CONDITION 07/31/23

	Week Ending			2018-2022 Average
	07/30/23	07/23/23	07/30/22	
Corn silking	94	90	91	90
Corn dough	56	39	49	49
Soybeans Blooming	79	68	61	62
Soybeans setting pods	45	31	27	29
Alfalfa hay 2nd cutting	93	91	92	91
Alfalfa hay 3rd cutting	31	20	15	25
Other hay cut	94	93	95	96

MISSOURI WEEKLY HAY SUMMARY 08/03/23

The state is far from waist high grass and bin busting crops but my how things can change in a week. A large portion of the state received several inches of moisture this week with many areas seeing totals of 4-8 inches since the last report and a few small areas pushing 10. Needless to say flooding became an issue and lots of creeks were out of the banks for the first time in a long time. Obviously the heavy rains produced a lot of run off but the state is looking green and grass is starting to grow again. Unfortunately corn in some of the worst areas is beyond help and chopping has started for some with many others just waiting till they can get in the fields now. Pastures will take more moisture and time before conditions really improve but hope exist now at least. In the meantime the hay market remains strong and movement is brisk. The supply is light and Hay prices are steady. The Missouri Department of Agriculture has a hay directory visit <http://mda.mo.gov/abd/haydirectory/> for listings of hay <http://agebb.missouri.edu/haylst/>

- Alfalfa - Supreme 250.00-300.00, small square 10.00-15.00 per bale
- Alfalfa - Premium 200.00-250.00
- Alfalfa - Good 150.00-200.00, small square 5.00-10.00 per bale
- Alfalfa - Fair 125.00-150.00
- Alfalfa/grass mix - Good/Premium small square 5.00-10.00 per bale
- Mixed grass - Good/Premium 150.00-225.00
- Mixed grass - Fair/Good 100.00-175.00, small square 5.00-8.00 per bale
- Mixed grass - Fair 60.00-125.00 per large round bale
- Wheat straw - 4.00-7.00 per small square bale

Please Note: The above volumes (tonnage, acres, and bales) listed are for confirmed trades only, it does not include estimated volume (tonnage) for bids or offers to the trade. List your hay for sale at: [Hay Listing Online Form](#). Explanation of Hay Quality Guidelines: [Hay Quality Designation Guidelines](#). Glossary of Terms: [Livestock, Poultry, & Grain Hay Terms](#)

MISSOURI WEEKLY SHEEP/GOAT AUCTION SUMMARY

Receipts: 856 Week Ago: 868 Last Year: 730

SHEEP: Feeder lambs hair Small and Medium 1-2 30-40 lbs 160.00-215.00, thin 150.00; 40-50 lbs 180.00-217.50, replacement 215.00-220.00; pkg 50 lbs 150.00; pkg 60 lbs 160.00.

Slaughter lambs 50-60 lbs 167.50-182.50; 60-70 lbs 160.00-180.00; 70-80 lbs 155.00-175.00; 80-90 lbs 147.50-160.00. Choice 1-3 hair 50-60 lbs 135.00-160.00; 70-80 lbs 125.00-145.00.

Slaughter ewes hair Good 2-3 pkg 88 lbs 145.00; 90-100 lbs 115.00; 105-140 lbs 110.00-130.00. Utility and Good 1-3 pkg 80 lbs 110.00; 110-130 lbs 85.00-110.00. Cull and Utility 1-2 pkg 96 lbs 65.00. Bucks 1-2 hair pkg 137 lbs 135.00.

Replacement ewes hair Small and Medium 1-2 1-2 yrs pkg 71 lbs exp 155.00; pkg 113 lbs open 140.00; 2-4 yrs pkg 100 lbs exp 120.00.

GOATS: Feeder kids Selection 1 30-50 lbs 245.00-265.00. Selection 2 30-40 lbs 165.00-235.00; 40-50 lbs 175.00-240.00. Selection 3 25-30 lbs pygmies 120.00-138.00. Wether kids Selection 1 40-50 lbs 240.00-250.00. Wether kids Selection 2 pkg 31 lbs 185.00.

Slaughter kids Selection 1 50-60 lbs 255.00-277.50; 60-70 lbs 240.00-247.00. Selection 2 50-60 lbs 225.00-245.00; 60-70 lbs 215.00-230.00.

Slaughter nannies/does Selection 1-2 50-75 lbs 105.00-155.00; 80-95 lbs 120.00-160.00; 100-140 lbs 139.00-160.00.

Slaughter bucks/billies Selection 1-2 70-80 lbs 210.00-212.50; 115-145 lbs 175.00-197.50. Wether kids Selection 1 50-60 lbs 255.00-257.50.

Replacement nannies/does Selection 1-2 1-2 yrs 60-70 lbs exp 182.50-205.00; 80-90 lbs exp 270.00-280.00.

Families Selection 1-2 2-4 yrs 75-80 lbs exp with <20 lb kids 200.00-262.50 per unit.

Explanatory Notes: Stage - Represents estimated lambing/kidding period (Open, Exp=exposed, Bred, Fall = Sep-Nov, Win = Dec-Feb, Spr = Mar-May, Sum=Jun-Aug; w/s = woolled and shorn; /hd= per head; /fam=per family
All price CWT unless otherwise noted.

MISSOURI DROUGHT MONITOR

Date	None	D0	D1	D2	D3	D4
08/01/23	5.92	16.87	28.65	29.79	18.77	0
07/27/23	5.07	16.55	31.71	26.44	20.23	0
08/02/22	40.57	11.63	13.49	19.90	14.41	0

Reflects percentage of Missouri impacted by drought. D0 Abnormally Dry; D1 Moderate Drought; D2 Severe Drought; D3 Extreme Drought; D4 Exceptional Drought

NATIONAL DIRECT DELIVERED FEEDER PIG REPORT

08/04/23 Receipts: 83,906 Week ago: 109,088 Year Ago: 86,819
Early weaned pigs mostly steady. Feeder pigs 5.00 lower.
Early weaned pigs 10-12 lbs. basis: Cash 54,296 head 5.00-18.75, weighted average 10.29.
Formula 16,085 head 10.75-50.25, weighted average 29.80
Feeder pigs 40 pounds basis: Cash 13,525 head 19.00-41.00, weighted average 30.75.

NATIONAL DAILY DIRECT PRIOR DAY HOG REPORTS FOR 08/04/23

BARROWS AND GILTS (Carcass Basis): 4,368 head
Base Carcass Price 93.00-105.00, weighted average 99.63

SOWS (Live Basis): 6,812 head
300-500 lbs. 24.00-69.69
Over 500 lbs. 49.12-71.19

MISSOURI WEEKLY DIRECT SLAUGHTER CATTLE REPORT 08/04/23

Weekly Receipts: 200 Week ago: 160 Year ago: 240
Trade as of Friday morning: light this week with flat dressed sales 2.00 higher and grid dressed sales inactive.

LIVE STEERS & HEIFERS: No sales reported
DRESSED STEERS & HEIFERS: 5 loads flat 294.00

GRADE AND WEIGHT (Grid): No sales reported

Click here for the current [National Crop Progress](#)
Click here for the current [Missouri Crop Progress](#)
The current hay directory can be found at: [Hay Directory](#).