

Weekly Market Summary

Published by:
Missouri Department of Agriculture
Ag Business Development Division
Market News Program



Chris Chinn, Director
 Jill Wood, Division Director
 Tony Hancock, Editor
<http://www.ams.usda.gov/marketnews.htm>
<http://www.ams.usda.gov/marketnews.htm>

Michael L. Parson, Governor

Volume XLIII, Number 31 ♦ P.O. Box 630, Jefferson City, MO 65102 ♦ (573) 751-4211 ♦ Monday, Aug 14, 2023

MISSOURI WEEKLY FEEDER CATTLE WEIGHTED AVERAGE REPORT

Receipts: 17,269 Week ago: 14,507 Year ago: 17,177

Steers and Heifers Medium and Large 1—Weighted average weights and prices

STEERS: Medium and Large 1

325 lbs. 320.24 533 lbs. 295.25 721 lbs. 254.18
 382 lbs. 317.46 580 lbs. 288.81 765 lbs. 253.21
 426 lbs. 309.19 627 lbs. 277.08 817 lbs. 244.64
 473 lbs. 310.47 664 lbs. 269.71 875 lbs. 236.31

HEIFERS: Medium and Large 1

322 lbs. 276.35 525 lbs. 264.08 719 lbs. 237.49 934 lbs. 196.83
 371 lbs. 278.68 575 lbs. 259.08 765 lbs. 228.75
 425 lbs. 274.11 620 lbs. 257.66 834 lbs. 219.71
 479 lbs. 266.20 681 lbs. 252.74 866 lbs. 212.21

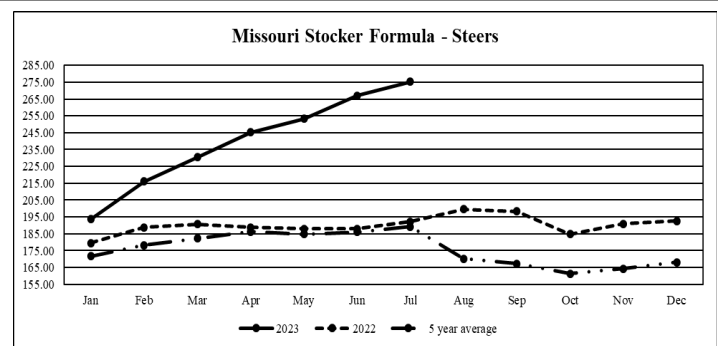
MISSOURI STEER (HEIFER) STOCKER FORMULA 08/14/2023

Monday's Missouri Stocker formula consists of **3550 (3700)** head with a weighted average weight of **549.30 (535.70)** lbs. and a price value of **284.27(256.22)**, 9.35 higher (6.16 higher) than last week.

This a rolling seven day calculated weighted value which combines all Feeder Steers reported by MDA/USDA Market News Service weighing from 400-649 lbs. in the Medium and Large 1 and Medium and Large 1-2 frame and muscle classifications, including all comment cattle except Brahman X. Heifer values are in parentheses.

MISSOURI WEEKLY CATTLE AUCTION SUMMARY

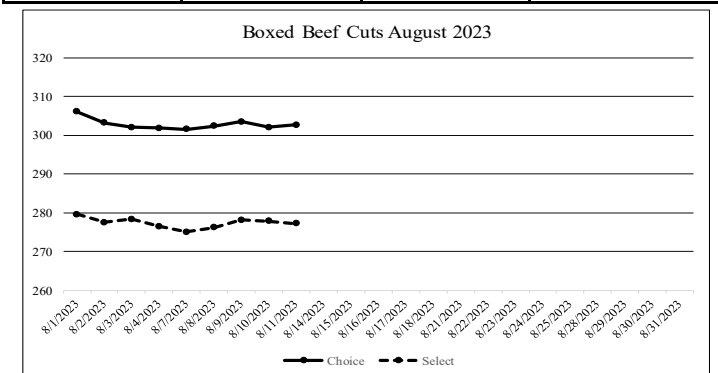
Compared to last week, feeders sold 5.00 to 10.00 higher with spots of 15.00 higher on steer calves. The supply was light to moderate with local sale volume back to fairly typical with what is seasonally expected much unlike the situation about a month ago. Demand was moderate to good with several reporters noting some extra demand for lighter weight calves as some producers are jumping in and buying some fall grazing calves. There is some concern that fall runs could be very limited due to many calves being marketed early due to drought. Even though drought conditions still exist as subsoil moisture has yet to be replenished, looking across pastures and fields provides a very different story as heavy rains have sparked grass growth and many areas have standing water or seen water rushing down ditches recently. A few stick out sales this week included 44 head of 481 lb. steers at Callaway Livestock Center for 233.50. Mid-MO Stockyards had several stick out sales of mid-weight steers, 80 head of 586 lb. steers at 305.00, 42 head of 618 lb. steers at 291.50 and 41 head of 713 lb. steers at 263.25. Joplin Regional Stockyards had the largest draft of the week which consisted of 288 head of 810 lb. steers which sold for 247.00. Slaughter cow prices remain very strong but sold a few bucks on either side of steady this week. Boxed beef cutouts were slightly higher for the week. Choice closed at 302.61, up 0.82 and select closed at 277.23, up 0.75 compared to last Friday. Negotiated feedlot sales as of the Friday afternoon was light with just under 44K head reported. Live sales were reported from 188.00-192.00 and dressed sales was reported at 295.00. Missouri Stocker formula consists of 3550 head with a weighted average weight of 549.30 lbs. and a price value of 284.27, 9.35 higher than a week ago. The steer/heifer spread is 28.05.



*Graph is updated the first Monday of each month. Axis value ranges may be updated to reflect data points.

NATIONAL BOXED BEEF CUTOUT/BOXED BEEF CUTS

<u>DATE</u>	<u>CHOICE</u>	<u>SELECT</u>	<u>TOTAL LOADS</u>
8/7	301.49	275.01	91
8/8	302.39	276.16	120
8/9	303.52	278.14	125
8/10	302.03	277.80	107
8/11	302.61	277.23	73
5 Day Simple Average	302.41	276.87	



*Axis value ranges may be updated to reflect data points.

WEEKLY LIVESTOCK SLAUGHTER 08/11/23

	<u>CATTLE</u>	<u>HOGS</u>	<u>SHEEP</u>
Week to Date:	603,000	2,354,000	31,000
Last Week:	613,000	2,338,000	32,000
Last Year:	645,000	2,328,000	33,000

The Weekly Market Summary, as well as historical summaries, are available on our website <https://agmarketnews.mo.gov/summaries>
 Market News Hotline: 1-573-522-9244

SOUTHWEST MISSOURI WEEKLY SUMMARY

(Joplin and Springfield)

Receipts: 7,433 Week ago: 6,878 Year ago: 6,642

Compared to last week, feeders under 525 lbs sold 10.00-15.00 higher, over sold 2.00-8.00 higher. Slaughter cows and bulls were uneven 3.00 lower to 2.00 higher.

FEEDER STEERS:
Medium and Large 1

300-400 lbs.	285.00-342.50
400-500 lbs.	275.00-320.00
500-600 lbs.	268.00-295.00
600-700 lbs.	262.50-292.50
700-800 lbs.	240.00-259.00
800-850 lbs.	240.50-251.00

FEEDER HEIFERS:
Medium and Large 1

300-400 lbs.	265.00-292.50
400-500 lbs.	249.00-283.00
500-600 lbs.	239.00-272.00
600-700 lbs.	231.00-259.00
700-800 lbs.	215.00-240.50
Pkg 855 lbs.	205.50

FEEDER HOLSTEIN STEERS
Large 3

400-500 lbs.	180.00
500-600 lbs.	173.00-180.00
600-700 lbs.	170.50
700-800 lbs.	167.00
1000-1100 lbs.	127.00-139.00

SLAUGHTER COWS: Breaking and Boning (70-85% lean) 99.00-118.00, high dressing 112.00-131.00; low dressing 89.00-105.00. Lean (85-90%) 87.50-106.00

SLAUGHTER BULLS: Yield Grade 1-2 1200-2375 lbs. 116.00-134.00; high dressing 130.00-150.00; low dressing 98.00-117.50

BRED COWS: Medium and Large 1-2 2-8 yrs 1050-1350 lbs 2nd and 3rd stage 1700.00-1850.00, 1st stage 1425.00-1675.00 per head.

COW & CALF PAIRS: Medium and Large 1-2 2-8 yrs 1100-1425 lbs w/ 150-300 lb calves 1700.00-2100.00 per pair.

BRED HEIFERS: Medium and Large 1-2 2-4 yrs 800-1010 lbs 1st to 3rd stage 1000.00-1600.00 per head.

SOUTH CENTRAL MISSOURI WEEKLY SUMMARY

(West Plains, Phillipsburg)

Receipts: 3,644 Week ago: 3,460 Year Ago: 2,746

Compared to last week, calves 4.00-8.00 higher spots 10.00 higher, yearlings steady to firm. Slaughter cows steady to 4.00 lower and bulls steady to 6.00 lower.

FEEDER STEERS:
Medium and Large 1

300-400 lbs.	295.00-330.00
400-500 lbs.	295.00-331.00
500-600 lbs.	277.00-305.00
600-700 lbs.	255.00-300.00
700-800 lbs.	240.00-263.25
Pkg 825 lbs.	236.00

FEEDER HEIFERS:
Medium and Large 1

300-400 lbs.	262.50-275.00
400-500 lbs.	251.00-278.00
500-600 lbs.	242.00-264.25
600-650 lbs.	236.00-256.00
Pkg 791 lbs.	219.00

FEEDER HOLSTEIN STEERS
Large 3

Scarce Scarce

SLAUGHTER COWS: Breaking and Boning (70-85% lean) 103.00-115.50, high dressing 113.00-126.00; low dressing 92.50-105.00. Lean (85-90%) 89.00-105.00

SLAUGHTER BULLS: Yield Grade 1-2 1225-2165 lbs. 110.00-130.00; high dressing 122.50-150.00; low dressing 91.00-117.00

BRED COWS: Medium and Large 1-2 2-8 yrs 1105-1495 lbs 2nd to 3rd stage 1250.00-1950.00 per head.

COW & CALF PAIRS: Medium and Large 1-2 2-8 yrs 1090-1365 lbs some rebred 1st stage with 150-300 lb calves 17000.00-2000.00 per head.

WEST CENTRAL MISSOURI WEEKLY SUMMARY

(Kingsville, Windsor, Butler)

Receipts: 2,808 Week ago: 2,573 Year ago: 3,189

Compared to last week, feeders sold firm to 8.00 higher, Slaughter cows were uneven 3.00 lower to 4.00 higher.

FEEDER STEERS:
Medium and Large 1

300-400 lbs.	313.00-335.00
400-500 lbs.	303.00-338.00
500-600 lbs.	269.00-319.00
600-700 lbs.	259.50-278.00
700-800 lbs.	250.00-265.00
800-900 lbs.	231.25-244.50

FEEDER HEIFERS:
Medium and Large 1

400-500 lbs.	260.00-295.00
500-600 lbs.	252.00-283.00
600-700 lbs.	240.00-269.50
700-800 lbs.	219.25-259.25
800-900 lbs.	204.75-222.50

SLAUGHTER BULLS: Yield Grade 1-2 1350-2325 lbs 127.50-136.00; high dressing 139.00-147.00.

SLAUGHTER COWS: Breaking and Boning (70-85% lean) 107.00-126.50, high dressing 116.50-134.00, low dressing 100.00-104.00. Lean (85-90%) 98.00-107.00.

BRED COWS: Medium and Large 1-2 2-8 yrs 1000-1400 lbs 2nd to 3rd stage 1360.00-1735.00; >8 yrs 1010-1250 lbs 2nd to 3rd stage 1260.00-1475.00 per head

COW & CALF PAIRS: Scarce

NORTHEAST MISSOURI WEEKLY SUMMARY

(Bowling Green, Kingdom City, Palmyra)

Receipts: 3,014 Week ago: 2,482 Year ago: 4,010

Compared to last week, steer calves under 500 lbs sold mostly 5.00-10.00 higher, with over 500 lbs and all heifers with a firm to higher undertone. Slaughter cows traded steady to firm, spots 5.00 higher.

FEEDER STEERS:
Medium and Large 1

350-400 lbs.	325.00-331.00
400-500 lbs.	310.00-333.50
500-600 lbs.	283.00-327.00
600-700 lbs.	271.00-295.00
700-800 lbs.	240.00-266.00
800-900 lbs.	232.00-242.00

FEEDER HEIFERS:
Medium and Large 1

350-400 lbs.	282.00-315.00
400-500 lbs.	275.00-300.00
500-600 lbs.	261.00-282.00
600-700 lbs.	252.50-274.25
700-800 lbs.	232.00-250.25
800-900 lbs.	220.50-232.00

SLAUGHTER BULLS: Yield Grade 1-2 1495-2285 lbs 118.00-135.00; high dressing 138.00-144.00; low dressing 119.00-122.00.

SLAUGHTER COWS: Breaking and Boning, (70-85% lean) 105.00-123.00; high dressing 116.00-147.00; low dressing 98.50-108.00. Lean (85-90%) 95.50-105.00.

SLAUGHTER STEERS: Choice 2-3 185.50-187.50. Select and Choice 1-3 175.00-179.00.

SLAUGHTER HEIFERS: Choice 2-3 186.50-188.00. Select and Choice 1-3 180.00-183.50.

BRED COWS: Scarce

COW/CALF PAIRS: Scarce

NORTH CENTRAL MISSOURI WEEKLY SUMMARY

(Macon, Unionville, Green City, New Cambria) w/e 8/4/23

Receipts: 2,447 Week ago: 1,873 Year ago: 2,076

*Some sale barns on a bi-weekly schedule and may not have a sale each week.

FEEDER STEERS:
Medium and Large 1

400-500 lbs.	315.00-325.00
500-600 lbs.	279.50-315.00
600-650 lbs.	272.00-291.50
16 hd 732 lbs.	243.25
900-950 lbs.	241.50-249.00

FEEDER HEIFERS:
Medium and Large 1

400-500 lbs.	280.00-290.00
500-600 lbs.	259.50-277.50
600-700 lbs.	251.75-265.85
15 hd 720 lbs.	233.00
65 hd 876 lbs.	234.50
55 hd 941 lbs.	230.00

SLAUGHTER BULLS: Yield Grade 1-2 1530-1950 lbs 122.00-136.00; high dressing 141.00-151.00

SLAUGHTER COWS: Breaking and Boning, (70-85% lean) 102.00-118.00, high dressing 114.00-139.00. Lean (85-90%) 95.00-105.50

BRED COWS: Scarce

COW & CALF PAIRS: Scarce

SOUTHEAST MISSOURI WEEKLY SUMMARY

(Jackson and Farmington)

Receipts: 1,249 Week ago: 1,454 Year ago: 720
Compared last week, steers and heifers sold 7.00-12.00 higher.

Slaughter cows sold steady to 7.00 higher and bulls sold 2.00 higher

FEEDER STEERS:
Medium and Large 1

300-400 lbs.	282.00-312.50
400-500 lbs.	265.00-306.00
500-600 lbs.	255.00-300.00
600-700 lbs.	240.00-255.00
700-800 lbs.	225.00-237.00

FEEDER HEIFERS:
Medium and Large 1

300-400 lbs.	242.50-267.50
400-500 lbs.	235.00-265.00
500-600 lbs.	219.00-266.00
600-700 lbs.	217.00-262.00
700-800 lbs.	195.00-222.00

SLAUGHTER BULLS: Yield Grade 1-2 1055-2130 lbs. 105.00-117.50; high dressing 123.00-137.00

SLAUGHTER COWS: Breaking and Boning (75-85% lean) 100.00-111.00; high dressing 110.00-129.50. Lean (85-90% lean) 81.00-105.50

BRED COWS: Medium and Large 2 2-8 yrs 1000-1360 lbs 2nd and 3rd stage 1050.00-1625.00 per head

COW & CALF PAIRS: Medium and Large 2 few 1000 lbs baby to 300 lb calves 1200.00-1750.00 per pair.

EAST CENTRAL MISSOURI WEEKLY SUMMARY

(Cuba, Vienna)

Receipts: 1,004 Week ago: 1,307 Year ago: 2,329
Steers and heifer not well tested. Slaughter cows steady to 2.00 higher.

FEEDER STEERS:
Medium and Large 1

300-400 lbs.	316.00-330.00
400-500 lbs.	292.00-324.00
500-600 lbs.	280.00-290.00
600-700 lbs.	272.00
700-800 lbs.	230.00-240.50

FEEDER HEIFERS:
Medium and Large 1

300-400 lbs.	279.00-285.50
400-500 lbs.	262.00-263.00
600-700 lbs.	238.50-245.00

SLAUGHTER BULLS: Yield Grade 1-2 1155-2190 lbs 121.00-136.00; high dressing 125.00.

SLAUGHTER COWS: Breaking and Boning, (70-85% lean) 105.00-116.50; high dressing 114.00-129.00. Lean (85-90%) 95.50-107.50

BRED COWS: Medium and Large 1-2 2-8 yrs 935-1365 lbs 2nd and 3rd stage 1750.00-2200.00 per head

COW & CALF PAIRS: Scarce

NORTHWEST MISSOURI WEEKLY SUMMARY

(Tina)

Receipts: 762 Two Weeks Ago: 1,961 Year Ago: 1,309
Compared to two weeks ago steers steady to 5.00 higher, heifers 5.00-8.00 higher. Slaughter cows 8.00-12.00 higher.

FEEDER STEERS:
Medium and Large 1

400-500 lbs.	302.50-317.00
500-600 lbs.	286.00-312.50
600-700 lbs.	270.00-290.00
700-750 lbs.	258.00-265.00

FEEDER HEIFERS:
Medium and Large 1

400-500 lbs.	267.00-280.00
500-600 lbs.	265.00-275.00
600-700 lbs.	253.50-267.50

SLAUGHTER BULLS: Yield Grade 1-2 1000-2335 lbs 121.00-137.50; low dressing 109.00-114.00

SLAUGHTER COWS: Breaking and Boning, (70-85% lean) 108.00-127.00; high dressing 125.00-135.00. Lean (85-90%) 98.00-108.50

BRED COWS: Scarce

COW & CALF PAIRS: Scarce

AFTERNOON NATIONAL SLAUGHTER CATTLE REVIEW

So far for Friday in Nebraska negotiated cash trade has been slow on moderate demand. Compared to last week live FOB purchases traded steady at 188.00 and dressed delivered purchases traded steady at 295.00. In the Western Cornbelt trade negotiated cash trade has been slow on light moderate demand. Live FOB purchases traded steady at 188.00 when compared to the last established market on Thursday. Not enough dressed purchase for a market test. Last week dressed delivered purchases traded at 295.00. In Kansas negotiated cash trading has been inactive on light demand. Not enough purchases for a market test. Last week Live FOB purchases traded at 180.00. In the Texas Panhandle negotiated cash trade has been at a standstill. Last week Live FOB purchases traded at 180.00.

Negotiated Cash Sales:

Confirmed:	18,423	Week Ago:	23,473	Year Ago:	1,291
Week to date:	43,796	Week Ago:	43,110	Year Ago:	98,440

<u>Live Basis</u>	<u>Steers</u>	<u>Heifers</u>
Over 80% Choice	186.00-190.00 avg 188.11	187.00-188.00 avg 187.93
65-80% Choice	188.00-188.00 avg 188.00	187.00-187.00 avg 187.00
35-65% Choice	-	-
0-35% Choice	-	-
Total All Grades	186.00-190.00 avg 188.10	187.00-188.00 avg 187.89
<u>Dressed Basis</u>		
Over 80% Choice	295.00-298.00 avg 295.66	294.00-298.00 avg 295.21
65-80% Choice	294.00-295.00 avg 294.93	-
35-65% Choice	-	-
0-35% Choice	-	-
Total All Grades	294.00-298.00 avg 295.44	294.00-298.00 avg 295.21

<u>All Beef Type Steers/Heifers</u>	<u>Head</u>	<u>Avg Wt</u>	<u>Price Range</u>	<u>Wtd Avg</u>
Live FOB	9,319	1426.70	182.00-190.00	188.11
Live Del	390	1351.50	185.00-189.75	187.49
Dressed Del	7512	900.30	294.00-298.00	295.35
Dressed FOB	719	922.30	294.00-298.00	296.75

WEEKLY COMMODITY FUTURES TRENDS

Compared to last week, Live Cattle 0.53 to 1.60 lower, Lean Hogs 0.60 to 1.75 lower, Feeder Cattle 1.77 to 2.83 lower.

Daily Futures Closes

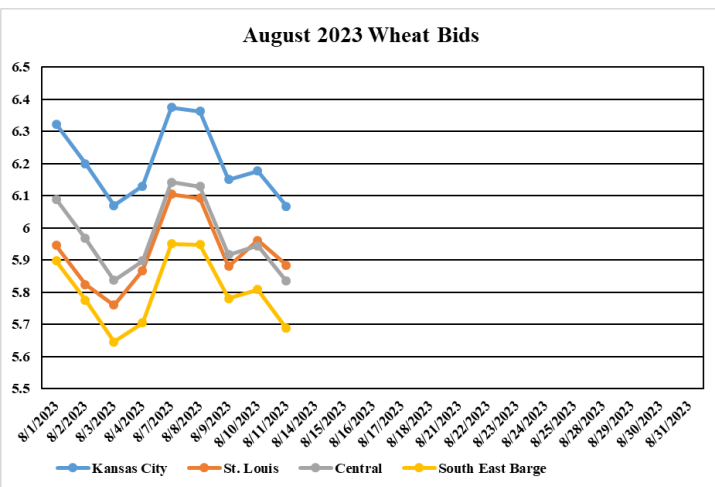
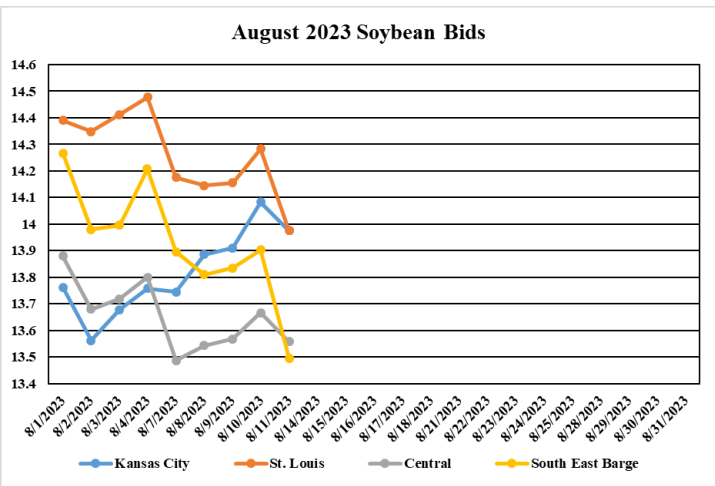
	Mon.	Tues.	Wed.	Thu.	Fri.
Cattle					
Aug	179.70	179.70	180.57	181.10	180.37
Oct	181.42	180.90	181.70	182.52	181.32
Dec	185.77	185.20	185.50	186.60	185.45
Feb	189.35	189.10	189.17	190.00	189.22
Apr	191.75	191.65	191.77	192.52	191.62
Lean Hogs					
Aug	101.52	102.10	101.65	101.72	102.10
Oct	84.82	84.57	81.57	80.32	81.32
Dec	77.02	77.12	75.02	73.77	74.50
Feb	80.82	81.00	79.32	78.02	78.55
Apr	85.27	85.17	83.92	82.87	83.30
Fdr Cat					
Aug	246.97	246.00	247.15	248.00	247.75
Sep	250.87	249.42	250.62	251.57	251.45
Oct	252.90	251.22	252.15	253.32	252.87
Nov	253.47	251.97	252.57	253.80	253.27
Jan	252.37	251.22	251.65	252.87	252.47
Milk					
Aug	17.36	17.36	17.35	17.25	17.32
Sep	17.94	17.97	17.83	17.61	17.98
Oct	18.23	18.26	18.16	17.86	18.22

WEEKLY COMMODITY GRAIN FUTURES TRENDS

Compared to last week, Soybeans 0.20 to 0.50 lower, Wheat 0.03 to 0.06 lower, Corn 0.08 to 0.10 lower, KC Wheat unchanged to 0.05 lower, Soybean Meal 7.20 to 12.30 lower.

Daily Grain Futures Closes

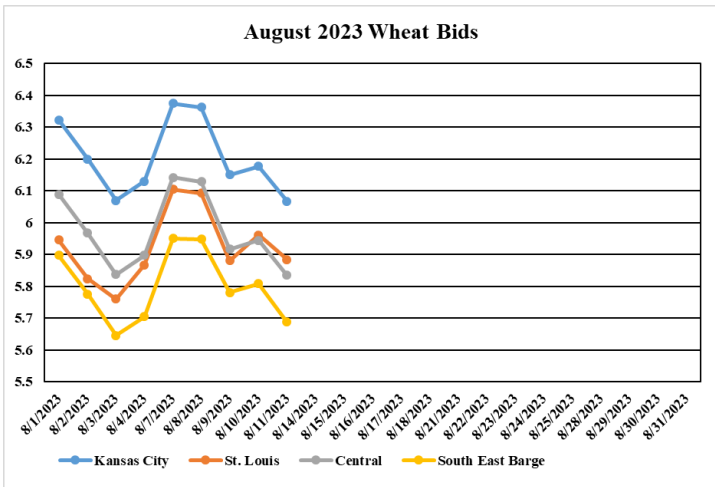
	Mon.	Tues.	Wed.	Thu.	Fri.
Soybeans					
Aug	1414 1/2	1430	1431 1/2	1412	1404 1/4
Sep	1348 1/4	1353 1/2	1355 1/4	1352	1337 1/4
Nov	1302	1306	1308 1/2	1318 1/4	1307 1/2
Jan	1311 3/4	1315 3/4	1318 1/2	1328 1/4	1317 1/4
Mar	1312 3/4	1317 3/4	1321 1/4	1331 1/2	1321 1/4
Wheat					
Sep	657 1/2	656 1/4	635	637 3/4	626 3/4
Dec	681	681 1/2	661 3/4	663 3/4	653 3/4
Mar	704 3/4	705 1/2	687 3/7	687 3/4	680
May	717 1/4	718 1/2	703	702 3/4	696 1/4
Jul	721 1/4	723 3/4	709 1/2	709	703
Corn					
Sep	482 1/4	485 3/4	481	483 1/4	474 1/2
Dec	495 3/4	498 3/4	494 1/4	496 1/4	487 1/4
Mar	509 1/4	512 1/4	508 1/4	510	501 1/4
May	517 1/2	520 1/4	516 1/2	518 1/4	510
Jul	522	524 3/4	521	522 1/4	514 3/4
KC Wheat					
Sep	769 3/4	770 1/2	761 1/2	767	755 3/4
Dec	782 1/4	781 1/2	776	779 1/4	766
Mar	789 1/4	787 1/2	781 3/4	785 1/4	773 1/4
May	792	790 1/4	784 1/4	788	777
Jul	777 1/2	775 3/4	767 1/2	773	766
SB Meal					
Aug	446.20	433.20	426.30	429.60	436.90
Sep	419.20	418.30	412.70	415.00	410.30
Oct	397.20	399.20	396.10	398.10	393.20
Dec	391.60	394.00	390.80	393.70	388.70
Jan	386.30	388.70	385.90	389.30	384.60



MISSOURI GRAIN WEEKLY TRENDS

Compared to last week, Soybeans 0.50 lower to 0.22 higher, Wheat 0.07 lower to 0.01 higher, Corn unchanged to 0.14 lower, Sorghum 0.10 lower.

Area	#1 Soybeans	#2 Soft Wheat	#2 Corn	#2 Grain Sorghum
Kansas City				
Friday**	13.73-13.78	6.13	5.39-5.49	5.19
Monday	13.67-13.82	6.37	5.37-5.57	5.17
Tuesday	13.81-13.96	6.36	5.40-5.60	5.20
Wednesday	13.83-13.98	6.15	5.36-5.56	5.16
Thursday	13.93-14.23	6.17	5.38-5.58	5.18
Friday	13.82-14.12	6.06	5.29-5.49	5.09
St. Louis				
Friday**	14.47-14.48	5.85-5.90	4.93-5.44	---
Monday	14.17-14.18	6.09-6.12	4.92-5.37	---
Tuesday	14.13-14.16	6.08-6.11	4.97-5.35	---
Wednesday	14.12-14.18	5.87-5.90	4.91-5.31	---
Thursday	14.28	5.92-5.97	4.93-5.33	---
Friday	13.97	5.81-5.91	4.79-5.34	---
Central				
Friday**	13.73-13.83	5.83-5.93	5.29-5.39	---
Monday	13.42-13.52	6.07-6.17	5.27-5.37	---
Tuesday	13.51-13.56	6.06-6.16	5.25-5.35	---
Wednesday	13.53-13.58	5.85-5.95	5.21-5.31	---
Thursday	13.63-13.68	5.87-5.97	5.23-5.33	---
Friday	13.52-13.57	5.76-5.86	5.15-5.24	---
S.E. MO				
Friday**	13.98-14.43	5.63-5.78	4.74	---
Monday	13.67-14.12	5.87-6.02	4.72	---
Tuesday	13.66-13.96	5.88-6.01	4.65	---
Wednesday	13.68-13.98	5.76-5.80	4.61	---
Thursday	13.72-14.08	5.78-5.82	4.63	---
Friday	13.37-13.61	5.65-5.71	4.54	---



*Axis value ranges may be updated to reflect data points.

WHOLESALE FEEDSTUFFS PRICES (DOLLARS PER TON-BULK BASIS)

Area	Soybean Hulls Pellets	Soybean Meal 46.5-48%	Corn Gluten Pellets 21%	Wheat Middlings
Kansas City	277.50	430.30	242.50	146.67
St. Louis	n/a	n/a	232.50	171.67

(PRICES PER BUSHEL) *NEW CROP **PREVIOUS WEEK'S PRICES
*Bids calculated using Kansas City, St. Louis, and St. Joseph bids

CROP PRODUCTION

Corn Production Up 10 Percent from 2022
 Soybean Production Down 2 Percent from 2022
 Cotton Production Down 3 Percent from 2022
 Winter Wheat Production Up 2 Percent from July Forecast

Corn production for grain is forecast at 15.1 billion bushels, up 10 percent from 2022. Based on conditions as of August 1, yields are expected to average 175.1 bushels per harvested acre, up 1.8 bushels from last year. Area harvested for grain, forecast at 86.3 million acres, is unchanged from the June forecast but up 9 percent from the previous year.

Soybean production for beans is forecast at 4.21 billion bushels, down 2 percent from 2022. Based on conditions as of August 1, yields are expected to average 50.9 bushels per harvested acre, up 1.4 bushels from 2022. Area harvested for beans in the United States is forecast at 82.7 million acres, unchanged from the previous forecast but down 4 percent from 2022.

All wheat production for grain is forecast at 1.73 billion bushels, down less than 1 percent from the previous forecast but up 5 percent from 2022. Based on August 1 conditions, yields are expected to average 45.8 bushels per harvested acre, down 0.3 bushel from the previous forecast and down 0.7 bushels from 2022. Area harvested for grain is forecast at 37.9 million acres, up less than 1 percent from the previous forecast and up 7 percent from 2022.

Winter wheat production is forecast at 1.23 billion bushels, up 2 percent from the July 1 forecast and up 11 percent from 2022. As of August 1, the United States yield is forecast at 48.1 bushels per acre, up 1.2 bushels from last month and up 1.1 bushels from last year's average yield of 47.0 bushels per acre. Area expected to be harvested for grain or seed totals 25.5 million acres, down 1 percent from the Acreage report released on June 30, 2023, but up 9 percent from last year.

MISSOURI CROP PROGRESS AND CONDITION 08/07/23

	Week Ending			2018-2022 Average
	08/06/23	07/30/23	08/06/22	
Corn dough	70	56	64	64
Soybeans Blooming	86	79	76	74
Soybeans setting pods	61	45	42	43
Cotton setting bolls	78	55	67	68
Alfalfa hay 2nd cutting	94	93	95	94
Alfalfa hay 3rd cutting	35	31	32	42
Other hay cut	95	94	n/a	n/a

MISSOURI WEEKLY HAY SUMMARY 08/10/23

Cooler temperatures along with recent moisture has really changed the way most fields and pastures look around the state. The drought monitor has also shown some improvement but it will continue to take time to replenish the subsoil and get the state totally back to better conditions. Hay movement remains good, there is still a lot of trucks on the road regardless of which part of the state one happens to be. Several folks are now optimistically thinking there is a legitimate chance for a fall cutting of grass hay now. The hay supply is light and Hay prices are steady. The Missouri Department of Agriculture has a hay directory visit <http://mda.mo.gov/abd/haydirectory/> for listings of hay <http://agebb.missouri.edu/haylst/>

Alfalfa - Supreme 250.00-300.00, small square 10.00-15.00 per bale
 Alfalfa - Premium 200.00-250.00
 Alfalfa - Good 150.00-200.00, small square 5.00-10.00 per bale
 Alfalfa - Fair 125.00-150.00
 Alfalfa/grass mix - Good/Premium small square 5.00-10.00 per bale
 Mixed grass - Good/Premium 150.00-225.00
 Mixed grass - Fair/Good 100.00-175.00, small square 5.00-8.00 per bale
 Mixed grass - Fair 60.00-125.00 per large round bale
 Wheat straw - 4.00-7.00 per small square bale

Please Note: The above volumes (tonnage, acres, and bales) listed are for confirmed trades only, it does not include estimated volume (tonnage) for bids or offers to the trade. List your hay for sale at: [Hay Listing Online Form](#). Explanation of Hay Quality Guidelines: [Hay Quality Designation Guidelines](#). Glossary of Terms: [Livestock, Poultry, & Grain Hay Terms](#)

MISSOURI WEEKLY SHEEP/GOAT AUCTION SUMMARY

Receipts: 620 Week Ago: 856 Last Year: 615
SHEEP: Feeder lambs hair Small and Medium 1-2 35-46 lbs 210.00.
 Slaughter Lambs: woolled and shorn Choice 1-3 74-135 lbs 148.00-170.00.
 Choice 1-2 59-69 lbs 152.50-155.00. hair Choice and Prime 1-3 50-70 lbs 162.50-180.00; 70-80 lbs 160.00-170.00; 80-110 lbs 152.50-160.00. Choice 1-2 50-75 lbs 155.00-165.00. Ewes Utility 1-2 125-200 lbs 58.00-65.00.
 Cull 1-2 pkg 101 lbs 41.00.
GOATS: Feeder kids Selection 2 pkg 25 lbs 185.00. Selection 2-3 pkg 38lbs 150.00. Selection 3 pkg 33 lbs 130.00. Slaughter kids Selection 1-2 60-120 lbs 262.50-270.00.

Explanatory Notes: Stage - Represents estimated lambing/kidding period (Open, Exp=exposed, Bred, Fall = Sep-Nov, Win = Dec-Feb, Spr = Mar-May, Sum=Jun-Aug; w/s = woolled and shorn; /hd= per head; /fam=per family
 All price CWT unless otherwise noted.

MISSOURI DROUGHT MONITOR

Date	None	D0	D1	D2	D3	D4
8/8/2023	8.91	28.58	29.61	24.13	8.77	0.00
8/1/2023	5.92	16.87	28.65	29.79	18.77	0.00
8/9/2022	35.71	26.45	16.44	18.25	3.16	0.00

Reflects percentage of Missouri impacted by drought. D0 Abnormally Dry; D1 Moderate Drought; D2 Severe Drought; D3 Extreme Drought; D4 Exceptional Drought

NATIONAL DIRECT DELIVERED FEEDER PIG REPORT

08/11/23 Receipts: 99,020 Week ago: 83,906 Year Ago: 56,402
 Early weaned pigs and feeder pigs mostly steady.
 Early weaned pigs 10-12 lbs. basis: Cash 74,990 head 6.00-19.00, weighted average 11.28.
 Formula 5,100 head 11.29-28.50, weighted average 20.28
 Feeder pigs 40 pounds basis: Cash 12,930 head 21.00-45.00, weighted average 30.78.

NATIONAL DAILY DIRECT PRIOR DAY HOG REPORTS FOR 08/11/23

BARROWS AND GILTS (Carcass Basis): 5,593 head
 Base Carcass Price 92.00-100.00, weighted average 96.22

SOWS (Live Basis): 7,258 head
 300-500 lbs. 26.00-73.50
 Over 500 lbs. 55.04-79.97

MISSOURI WEEKLY DIRECT SLAUGHTER CATTLE REPORT 08/11/23

Weekly Receipts: 400 Week ago: 200 Year ago: 240
 As of Friday morning trade is light to moderate, Flat dressed sales are steady to 1.00 higher and Grid dressed sales inactive

LIVE STEERS & HEIFERS: 2 loads late last Friday 188.00
DRESSED STEERS & HEIFERS: 3 loads last Friday 295.00 flat
 5 loads Wednesday 295.00 flat

GRADE AND WEIGHT (Grid): No sales reported

Click here for the current [National Crop Progress](#)
 Click here for the current [Missouri Crop Progress](#)
 The current hay directory can be found at: [Hay Directory](#).