

Weekly Market Summary

Published by:
Missouri Department of Agriculture
Ag Business Development Division
Market News Program



Chris Chinn, Director
 Jill Wood, Division Director
 Tony Hancock, Editor
<http://www.ams.usda.gov/marketnews.htm>
<http://www.ams.usda.gov/marketnews.htm>

Michael L. Parson, Governor

Volume XLIII, Number 33 ♦ P.O. Box 630, Jefferson City, MO 65102 ♦ (573) 751-4211 ♦ Monday, Sep 04, 2023

MISSOURI WEEKLY FEEDER CATTLE WEIGHTED AVERAGE REPORT

Receipts: 20,414 Week ago: 7,986 Year ago: 17,505
 Steers and Heifers Medium and Large 1—Weighted average weights and prices

STEERS: Medium and Large 1

321 lbs. 328.07 526 lbs. 302.18 728 lbs. 258.57 910 lbs. 234.47
 377 lbs. 321.28 569 lbs. 293.84 764 lbs. 256.41 976 lbs. 213.00
 428 lbs. 311.74 622 lbs. 283.34 836 lbs. 247.86
 474 lbs. 308.76 671 lbs. 269.18 869 lbs. 245.83

HEIFERS: Medium and Large 1

293 lbs. 292.55 478 lbs. 270.31 676 lbs. 253.97 872 lbs. 223.31
 326 lbs. 304.68 522 lbs. 264.47 723 lbs. 242.69 935 lbs. 188.50
 376 lbs. 285.94 572 lbs. 267.13 769 lbs. 228.13
 424 lbs. 278.64 621 lbs. 254.94 814 lbs. 228.89

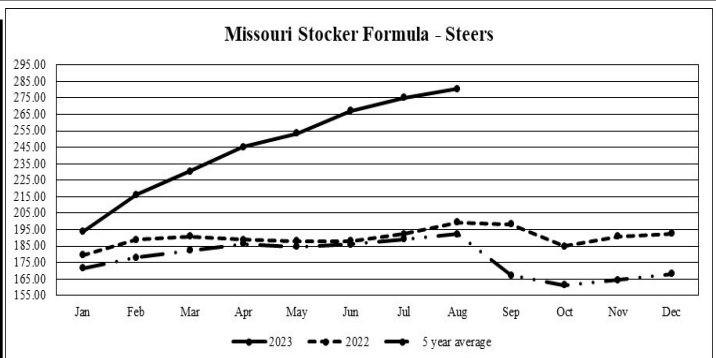
MISSOURI STEER (HEIFER) STOCKER FORMULA 09/04/2023

Monday's Missouri Stocker formula consists of **4139 (4252)** head with a weighted average weight of **546.02 (534.01)** lbs. and a price value of **286.58 (258.75)**, 13.71 higher (12.02 higher) than last week.

This a rolling seven day calculated weighted value which combines all Feeder Steers reported by MDA/USDA Market News Service weighing from 400-649 lbs. in the Medium and Large 1 and Medium and Large 1-2 frame and muscle classifications, including all comment cattle except Brahman X. Heifer values are in parentheses.

MISSOURI WEEKLY CATTLE AUCTION SUMMARY

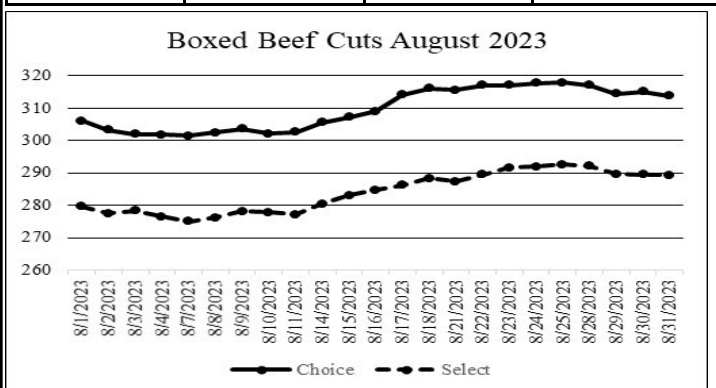
Compared to two weeks ago feeders sold steady as markets gained back the losses from the lack of supply or demand during last week's extreme heat. The supply of feeders was moderate and barns got back to pretty typical late summer business. Demand was moderate. Grass is much greener than usual for the end of August, however most would like to see a little rain to keep it growing and help build some fall pasture. Several barns will be closed next week for the short holiday week which will limit offerings. A few stick out sales this week included. Ozarks Regional Stockyards sold 224 head of 917 lb. steers at 235.50. Tina Livestock Market had 102 head of 502 lb. steer which sold for 300.25. Unionville Livestock Market sold a load of 615 lb. steers for 289.00 as well as a load of 844 lb. steers for 254.50. Boxed beef cutouts lost some ground this week. Choice closed at 314.49, down 3.41 and select closed at 290.29, down 2.38 compared to last Friday. Negotiated feedlot sales as of the Friday afternoon was just over 66K head reported. Live sales were reported from 178.00-185.00 and dressed sales were reported from 290.00-292.00. Missouri Stocker formula consists of 4139 head with a weighted average weight of 546.02 lbs. and a price value of 286.58, 13.71 higher than a week ago. The steer/heifer spread is 27.83.



*Graph is updated the first Monday of each month. Axis value ranges may be updated to reflect data points.

NATIONAL BOXED BEEF CUTOUT/BOXED BEEF CUTS

<u>DATE</u>	<u>CHOICE</u>	<u>SELECT</u>	<u>TOTAL LOADS</u>
08/28	317.04	292.09	92
08/29	314.36	289.68	107
08/30	315.11	289.53	107
08/31	313.79	289.25	105
09/01	314.49	290.29	89
5 Day Simple Average	314.96	290.17	



*Axis value ranges may be updated to reflect data points.

WEEKLY LIVESTOCK SLAUGHTER 09/02/23

	<u>CATTLE</u>	<u>HOGS</u>	<u>SHEEP</u>
Week to Date:	629,000	2,388,000	33,000
Last Week:	626,000	2,495,000	32,000
Last Year:	642,000	2,370,000	34,000

The Weekly Market Summary, as well as historical summaries, are available on our website <https://agmarketnews.mo.gov/summaries>
 Market News Hotline: 1-573-522-9244

SOUTHWEST MISSOURI WEEKLY SUMMARY

(Joplin and Springfield)

Receipts: 7,311 Week ago: 4,296 Year ago: 7,089

Compared to last week, steers and heifers steady to 5.00 higher, spots 10.00 higher on calves. Slaughter cows and bulls steady to 4.00 higher.

FEEDER STEERS:

Medium and Large 1

300-400 lbs.	302.00-322.50
400-500 lbs.	285.00-324.00
500-600 lbs.	277.00-311.00
600-700 lbs.	259.00-296.00
700-800 lbs.	248.00-268.00
800-900 lbs.	239.00-250.00
900-950 lbs.	232.00-233.25

FEEDER HEIFERS:

Medium and Large 1

300-400 lbs.	267.00-295.00
400-500 lbs.	257.50-285.00
500-600 lbs.	245.00-276.00
600-700 lbs.	236.50-264.00
700-800 lbs.	225.50-242.00
800-900 lbs.	214.50-228.25
Pkg 942 lbs.	193.00

FEEDER HOLSTEIN STEERS

Large 3

Scarce

SLAUGHTER COWS: Breaking and Boning (70-85% lean) 98.00-121.00, high dressing 109.00-132.00; low dressing 78.00-108.00. Lean (85-90%) 89.00-105.00

SLAUGHTER BULLS: Yield Grade 1-2 1205-2180 lbs. 115.00-130.00; high dressing 126.00-141.50; low dressing 95.00-115.00

BRED COWS: Medium and Large 1 2-8 yrs 1100-1240 lbs 2nd to 3rd stage 1700.00-2150.00; >8 yrs 1240 lbs 2nd and 3rd stage 1700.00. Medium and Large 1-2 204 yrs 970-1040 lbs 2nd to 3rd stage 1900.00-2000.00; 2-8 yrs 1025-1380 lbs 2nd to 3rd stage 1250.00-1900.00, 1st stage 1385.00-1750.00 per head

COW & CALF PAIRS: Medium and Large 1-2 2-4 yrs 1020 lbs with 150-300 lb calves 2300.00; 2-8 yrs 1270-1570 lbs with 150-300 lb calves 1925.00-2050.00; 2-8 yrs 1150-1580 lbs rebred 1st to 2nd stage 1750.00-2250.00 per pair

SOUTH CENTRAL MISSOURI WEEKLY SUMMARY

(West Plains, Phillipsburg)

Receipts: 5,054 Week ago: 1,122 Year Ago: 2,383

Compared to last week, calves 4.00 to 8.00 higher, feeders 2.00 to 4.00 higher. Slaughter cows 2.00 to 3.00 higher. Slaughter bulls mostly steady.

FEEDER STEERS:

Medium and Large 1

300-400 lbs.	305.00-332.50
400-500 lbs.	289.00-325.00
500-600 lbs.	280.00-307.50
600-700 lbs.	256.00-286.00
700-800 lbs.	251.00-262.50
800-900 lbs.	239.00-242.00
900-950 lbs.	235.50-240.00

FEEDER HEIFERS:

Medium and Large 1 & 1-2

350-400 lbs.	266.00-273.00
400-500 lbs.	259.00-272.50
500-600 lbs.	254.00-274.00
600-700 lbs.	237.00-260.00
Pkg 750 lbs.	237.50
Pkg 803 lbs.	225.00

FEEDER HOLSTEIN STEERS

Large 3

14 hd 536 lbs.	175.00
43 hd 688 lbs.	170.00

SLAUGHTER COWS: Breaking and Boning (70-85% lean) 102.50-116.00, high dressing 111.50-133.00; low dressing 87.00-106.00. Lean (85-90%) 89.00-105.00

SLAUGHTER BULLS: Yield Grade 1-2 1195-2465 lbs. 115.00-131.00; high dressing 127.00-150.00; low dressing 97.00-117.00

BRED COWS: Medium and Large 1-2 2-8 yrs 1045-1335 lbs 2nd to 3rd stage 1250.00-1800.00, 1st stage 1150.00.

COW & CALF PAIRS: Medium and Large 1-2 2-78 yrs 1050-1215 lbs with 150-300 lb calves 1650.00-2000.00 per pair

BRED HEIFERS: Medium and Large 1-2 3 head <2 yrs 990 lbs 1st to 3rd stage 1250.00 per head

WEST CENTRAL MISSOURI WEEKLY SUMMARY

(Kingsville, Windsor, Butler)

Receipts: 4,063 Week ago: 826 Year ago: 4,390

Compared to last week, steers and heifers steady to 5.00 higher. Slaughter cows steady to 3.00 higher.

FEEDER STEERS:

Medium and Large 1

300-400 lbs.	288.00-342.50
400-500 lbs.	275.00-337.00
500-600 lbs.	270.00-315.00
600-700 lbs.	256.00-287.00
700-800 lbs.	250.00-271.00
63 hd 837 lbs.	246.75

FEEDER HEIFERS:

Medium and Large 1

300-400 lbs.	259.00-311.00
400-500 lbs.	251.00-290.00
500-600 lbs.	238.00-281.00
600-700 lbs.	247.00-277.50
700-800 lbs.	234.50-240.00
15 hd 934 lbs.	182.75

SLAUGHTER BULLS: Yield Grade 1-2 1255-2220 lbs 120.00-133.00; high dressing 132.00-145.00; low dressing 111.00-118.50.

SLAUGHTER COWS: Breaking and Boning (70-85% lean) 103.00-121.00, high dressing 113.00-137.00 low dressing 96.00-106.00 Lean (85-90%) 94.00-107.50

BRED COWS: Medium and Large 1 11 hd 5-8 yrs 1410 lbs 3rd stage 1900.00. Medium and Large 1-2 5-8 yrs 1148-1376 lbs 2nd stage 1385.00-1460.00, 3rd stage 1535.00-1810.00 per head

COW & CALF PAIRS: Medium and Large 1-2 5 pairs 5-8 yrs 1125 lbs with 150-300 lb calves 1860.00 per pair

NORTHEAST MISSOURI WEEKLY SUMMARY

(Bowling Green, Kingdom City, Palmyra)

Receipts: 2,937 Week ago: 721 Year ago: 3,331

Compared to last week, steer and heifer calves steady to firm undertone on a light test, yearlings mostly heifers 600-700 lbs selling with a higher undertone. Slaughter cows mostly 2.00 to 5.00 higher.

FEEDER STEERS:

Medium and Large 1

300-400 lbs.	321.00-349.00
400-500 lbs.	307.00-335.00
500-600 lbs.	292.00-326.00
600-700 lbs.	279.00-295.00
700-800 lbs.	243.75-284.50

FEEDER HEIFERS:

Medium and Large 1

300-400 lbs.	300.00-327.50
400-500 lbs.	280.00-308.00
500-600 lbs.	266.00-288.00
600-700 lbs.	250.50-282.00
700-750 lbs.	245.50-260.00

SLAUGHTER BULLS: Yield Grade 1-2 1275-2325 lbs 118.50-136.00; high dressing 134.50-145.50; couple low dressing 110.50-119.50

SLAUGHTER COWS: Breaking and Boning, (70-85% lean) 104.00-122.00; high dressing 114.00-130.00; low dressing 97.00-108.50. Lean (85-90%) 93.00-108.00

SLAUGHTER STEERS: Choice 2 -3 180.00-195.00. Select and Choice 1-3 176.00-179.00.

SLAUGHTER HEIFERS: Choice 2-3 182.00-186.50. Select and Choice 1-2 171.00-179.00.

BRED COWS: Scarce

COW/CALF PAIRS: Scarce

NORTH CENTRAL MISSOURI WEEKLY SUMMARY

(Macon, Unionville, Green City, New Cambria)

Receipts: 1,509 Two Weeks ago: 1,081 Year ago: 2,057

No recent test for a price comparison, undertone higher. Slaughter steady to firm.

*Some sale barns on a bi-weekly schedule and may not have a sale each week.

FEEDER STEERS:

Medium and Large 1

Pkg 458 lbs.	315.00
Pkg 563 lbs.	293.00
650-700 lbs.	272.50-295.00
Pkg 726 lbs.	260.00
800-900 lbs.	252.75-254.50

FEEDER HEIFERS:

Medium and Large 1

500-600 lbs.	257.00-264.00
600-700 lbs.	246.00-248.00
800-900 lbs.	229.60-241.00

SLAUGHTER BULLS: Yield Grade 1-2 1435-2100 lbs 123.50-133.00; high dressing 140.00-147.00; few low dressing 114.00-117.00

SLAUGHTER COWS: Breaking and Boning, (70-85% lean) 97.00-118.00, high dressing 115.00-130.00. Lean (85-90%) 85.00-102.00

BRED COWS: Medium and Large 1 few 2-8 yrs 1050-1375 lbs 3rd stage 2300.00-2325.00. Medium and Large 1-2 2-8 yrs 1070-1550 lbs 3rd stage 1700.00-2025.00, 1st stage 1500.00-1550.00 per head

COW & CALF PAIRS: Medium and Large 1 2-8 yrs 1215-1450 lbs with 150-300 lb calves 2100.00-2550.00 per pair

SOUTHEAST MISSOURI WEEKLY SUMMARY

(Jackson and Farmington)

Receipts: 1,123 Week ago: 341 Year ago: 1,284

Compared to two weeks ago, steers and heifers uneven from 7.00 lower to 10.00 higher. Slaughter cows and bulls 2.00 lower to 1.00 higher.

FEEDER STEERS:
Medium and Large 1

300-400 lbs.	285.00-325.00
400-500 lbs.	280.00-315.50
500-600 lbs.	267.50-297.00
600-700 lbs.	243.00-269.00
700-750 lbs.	232.00-256.00
12 hd 976 lbs.	213.00

FEEDER HEIFERS:
Medium and Large 1

350-400 lbs.	257.50-287.00
400-500 lbs.	240.00-277.00
500-600 lbs.	228.00-274.00
600-700 lbs.	225.00-250.00
700-800 lbs.	215.00-233.00
800-900 lbs.	210.00-230.00

SLAUGHTER BULLS: Yield Grade 1-2 930-2070 lbs. 95.00-114.00; high dressing 110.50-128.00

SLAUGHTER COWS: Breaking and Boning (75-85% lean) 90.00-107.00; high dressing 102.00-115.00. Lean (85-90% lean) 70.00-89.00

BRED COWS: Medium and Large 2 2-8 yrs 1050-1550 lbs 2nd stage 1170.00-1565.00, 3rd stage 1210.00 -1875.00 per head

COW & CALF PAIRS: Scarce

EAST CENTRAL MISSOURI WEEKLY SUMMARY

(Cuba, Vienna)

Receipts: 1,805 Week ago: 1,274 Year ago: 1,606

Compared to last week, steers and heifers 3.00 to 12.00 higher, based on limited comparisons. Slaughter cows 2.00 to 4.00 higher.

FEEDER STEERS:
Medium and Large 1

400-500 lbs.	316.00-322.50
500-600 lbs.	262.00-310.00
600-700 lbs.	263.00-288.00
700-800 lbs.	240.00-276.25
800-850 lbs.	238.00-246.00

FEEDER HEIFERS:
Medium and Large 1

400-500 lbs.	269.50-292.50
500-600 lbs.	250.00-278.50
600-700 lbs.	240.00-261.00
700-800 lbs.	212.50-240.25
800-900 lbs.	214.00-227.00

SLAUGHTER BULLS: Yield Grade 1-2 1340-2145 lbs 115.00-131.50; high dressing 125.00-142.00; low dressing 105.00-118.50.

SLAUGHTER COWS: Breaking and Boning, (70-85% lean) 105.50-113.00; high dressing 114.00-115.50. Lean (85-90%) 100.00-108.00

BRED HEIFERS: Medium and Large 1 <2 yrs 992-1040 lbs 1st to 2nd stage 2400.00-2550.00 per head

COW & CALF PAIRS: Medium and Large 1-2 5 pairs 2-8 yrs 925 lbs with 150-300 lb calves 2150.00 per pair

NORTHWEST MISSOURI WEEKLY SUMMARY

(Tina)

Receipts: 951 Week Ago: 1,352 Year Ago: 1,303

Compared to last week, bulk of feeders steady to 5.00 higher. Slaughter cows and bulls 2.00 to 5.00 higher. (UW = Unweaned)

FEEDER STEERS:
Medium and Large 1

350-400 lbs.	330.00-340.00
400-500 lbs.	301.00-327.50
Pkg 541 lbs.	303.00
102hd502lbsUW	300.25
Pkg 605 lbs.	294.00
39 hd 722 lbs.	271.00

FEEDER HEIFERS:
Medium and Large 1

400-450 lbs.	270.00-279.00
47 hd452lbs.UW	273.00
Pkg 530 lbs.	276.00
106hd 531lbs UW	265.25

SLAUGHTER BULLS: Yield Grade 1-2 1465-2065 lbs 127.50-143.50

SLAUGHTER COWS: Breaking and Boning, (70-85% lean) 103.00-122.00; high dressing 116.00-126.00. Lean (85-90%) 92.00-107.00

BRED COWS: Scarce

COW & CALF PAIRS: Scarce

AFTERNOON NATIONAL SLAUGHTER CATTLE REVIEW

Thus far Friday negotiated cash trade was limited on light to moderate demand in all feeding regions, however not enough for an adequate market test. The latest established market in the Southern Plains was Thursday with live FOB purchases at 179.00 in the Texas Panhandle and from 178.00- 179.00 in Kansas. On Thursday in Nebraska live FOB purchases traded at 182.00 with a few live delivered purchases at 186.50. Dressed delivered purchases was traded from 290.00-292.00. In the Western Cornbelt on Thursday live FOB purchases traded from 183.00-185.00 with dressed delivered purchases at 290.00 on a light test.

Negotiated Cash Sales:				
Confirmed:	5,663	Week Ago:	24,947	Year Ago: 2,571
Week to date:	45,407	Week Ago:	26,070	Year Ago: 61,799

<u>Live Basis</u>	<u>Steers</u>	<u>Heifers</u>
Over 80% Choice	178.00-185.00, avg 180.57	178.00-184.00, avg 180.61
65-80% Choice	178.00-179.00, avg 178.35	178.00
35-65% Choice	179.00	179.00
0-35% Choice	-	-
Total All Grades	178.00-185.00, avg 179.76	178.00-184.00, avg 179.71
<u>Dressed Basis</u>		
Over 80% Choice	288.00-290.00, avg 288.17	-
65-80% Choice	289.00	-
35-65% Choice	-	-
0-35% Choice	-	-
Total All Grades	288.00-290.00, avg 288.20	-

<u>All Beef Type Steers/Heifers</u>	<u>Head</u>	<u>Avg Wt</u>	<u>Price Range</u>	<u>Wtd Avg</u>
Live FOB	20,766	1380.0	178.00-187.50	180.77
Live Del	1,978	1416.2	186.00-190.00	186.51
Dressed Del	6,944	912.8	288.00-294.00	290.82
Dressed FOB	687	879.5	293.00	293.00

WEEKLY COMMODITY FUTURES TRENDS

Compared to last week, Live Cattle 0.03 to 1.02 lower, Lean Hogs 2.58 to 3.35 higher, Feeder Cattle 0.65 to 0.97 higher.

Daily Futures Closes

	Mon.	Tues.	Wed.	Thu.	Fri.
Cattle					
Aug	180.70	181.00	178.80	179.72	—
Oct	181.55	181.47	180.05	180.82	180.15
Dec	185.65	185.87	184.22	184.80	184.17
Feb	189.95	189.77	188.35	188.85	188.32
Apr	193.37	193.30	191.95	192.67	192.37
Lean Hogs					
Oct	81.85	80.72	83.60	82.55	83.05
Dec	73.42	72.82	75.10	74.32	74.60
Feb	77.45	77.00	79.10	78.70	79.02
Apr	82.35	82.25	84.07	84.05	84.47
May	86.50	86.55	88.37	88.50	89.02
Fdr Cat					
Aug	250.25	250.70	250.05	249.10	—
Sep	254.27	254.02	252.62	253.27	251.85
Oct	257.02	256.75	255.22	256.02	254.65
Nov	258.05	258.12	256.72	257.65	256.37
Jan	256.92	257.10	255.75	256.70	255.42
Milk					
Aug	17.20	17.18	17.19	18.89	—
Sep	18.87	19.04	18.87	19.10	18.61
Oct	18.64	18.92	18.95	18.78	18.92

WEEKLY COMMODITY GRAIN FUTURES TRENDS

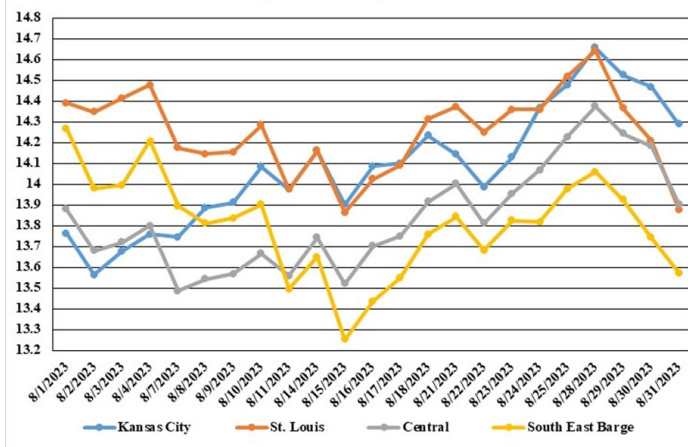
Compared to last week, Soybeans 0.13 to 0.25 lower, Wheat 0.25 to 0.26 lower, Corn 0.06 to 0.07 lower, KC Wheat 0.34 to 0.42 lower, Soybean Meal 10.10 to 16.30 lower.

Daily Grain Futures Closes

	Mon.	Tues.	Wed.	Thu.	Fri.
Soybeans					
Sep	1395 1/4	1382	1381 1/4	1360	1356 1/4
Nov	1405 3/4	1392 1/2	1386 3/4	1368 3/4	1369 1/4
Jan	1416 1/2	1405	1399 3/4	1362	1382 3/4
Mar	1417	1407 1/2	1402 3/4	1385 1/4	1387 1/4
May	1415 1/2	1407 1/2	1403 1/2	1386 3/4	1389 1/4
Wheat					
Sep	588	569 3/4	576 3/4	573	567 1/2
Dec	617	600 1/2	607	602	595 1/2
Mar	644	627 3/4	633 1/2	628 3/4	622
May	660 1/2	645 3/4	650	645 1/2	639
Jul	668 3/4	656 1/2	659	654 1/2	647 1/4
Corn					
Sep	478 1/2	469 1/2	461 3/4	461	464 3/4
Dec	496 1/4	486 3/4	480 3/4	478 1/4	481 1/2
Mar	511	501 3/4	497	494	496 1/2
May	519 1/4	510	505 1/2	502 1/2	505
Jul	522 1/2	513 1/2	509 1/4	506 1/2	508 3/4
KC Wheat					
Sep	737 1/2	714 1/2	719 1/4	726 1/2	720 1/2
Dec	749 3/4	729 1/4	731 3/4	727 1/4	722 3/4
Mar	756 3/4	738 1/4	738 1/2	733 3/4	728
May	706 1/4	743	742 1/2	737 1/2	731 3/4
Jul	747 1/4	732 1/2	732	723 3/4	718
SB Meal					
Sep	425.70	419.30	423.00	418.70	412.70
Oct	419.70	412.60	411.00	404.70	401.20
Dec	418.80	411.90	410.20	404.00	399.60
Jan	415.10	408.80	407.60	401.40	397.20
Mar	407.00	401.90	402.00	396.10	392.00

MONTHLY GRAIN CROP

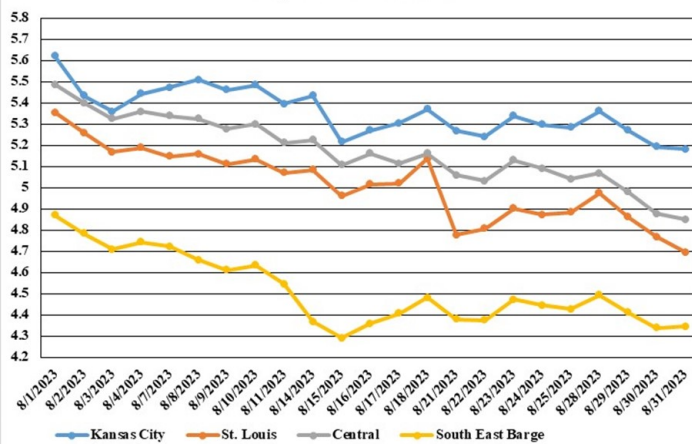
August 2023 Soybean Bids



August 2023 Wheat Bids



August 2023 Corn Bids



*Axis value ranges may be updated to reflect data points.

MISSOURI GRAIN WEEKLY TRENDS

Compared to last week, Soybeans 0.19 to 0.78 lower, Wheat 0.25 to 0.38 lower, Corn 0.08 to 0.57 lower, Sorghum steady.

Area	#1 Soybeans	#2 Soft Wheat	#2 Corn	#2 Grain Sorghum
Kansas City				
Friday**	14.33-14.63	5.73	5.26-5.31	5.06
Monday	14.51-14.81	5.68	5.34-5.39	5.14
Tuesday	14.38-14.68	5.50	5.25-5.30	5.05
Wednesday	14.32-14.62	5.57	5.17-5.22	4.97
Thursday	14.14-14.44	5.55	5.16-5.20	5.03
Friday	14.14-14.44	5.49	5.17-5.24	5.07
St. Louis				
Friday**	14.43-14.61	5.43-5.51	4.86-4.91	---
Monday	14.61-14.68	5.38-5.43	4.94-5.02	---
Tuesday	14.23-14.51	5.20-5.25	4.80-4.93	---
Wednesday	14.17-14.25	5.27-5.32	4.72-4.82	---
Thursday	13.87-13.89	5.08-5.27	4.66-4.73	---
Friday	13.81-13.83	5.13-5.21	4.72-4.75	---
Central				
Friday**	14.18-14.28	5.43-5.53	5.01-5.11	---
Monday	14.36-14.41	5.48	5.04-5.09	---
Tuesday	14.23-14.28	5.30	4.95-5.00	---
Wednesday	14.17-14.22	5.37	4.81-4.92	---
Thursday	13.84-13.99	5.32-5.33	4.78-4.88	---
Friday	13.59-13.99	5.26-5.28	4.82-4.92	---
S.E. MO				
Friday**	13.98	5.29	4.41-4.46	---
Monday	14.06	5.24	4.47-4.54	---
Tuesday	13.93	5.06	4.38-4.45	---
Wednesday	13.62-13.87	---	4.32-4.37	---
Thursday	13.46-13.69	---	4.31-4.37	---
Friday	13.49-13.54	---	4.38-4.40	---

WHOLESALE FEEDSTUFFS PRICES (DOLLARS PER TON-BULK BASIS)

Area	Soybean Hulls Pellets	Soybean Meal 46.5-48%	Corn Gluten Pellets 21%	Wheat Middlings
Kansas City	202.50	409.70	228.00	172.50
St. Louis	n/a	n/a	234.00	158.33

(PRICES PER BUSHEL) *NEW CROP **PREVIOUS WEEK'S PRICES *Bids calculated using Kansas City, St. Louis, and St. Joseph bids

GRAIN CRUSHING AND CO-PRODUCTS PRODUCTION

Total corn consumed for alcohol and other uses was 504 million bushels in July 2023. Total corn consumption was up 2 percent from June 2023 and up 1 percent from July 2022. July 2023 usage included 92.0 percent for alcohol and 8.0 percent for other purposes. Corn consumed for beverage alcohol totaled 4.88 million bushels, down 10 percent from June 2023 but up 43 percent from July 2022. Corn for fuel alcohol, at 454 million bushels, was up 3 percent from June 2023 and up 2 percent from July 2022. Corn consumed in July 2023 for dry milling fuel production and wet milling fuel production was 91.9 percent and 8.1 percent, respectively. **Dry mill co-product production** of distillers dried grains with solubles (DDGS) was 1.78 million tons during July 2023, down less than 1 percent from June 2023 and down 8 percent from July 2022. Distillers wet grains (DWG) 65 percent or more moisture was 1.31 million tons in July 2023, up 1 percent from June 2023 and up 3 percent from July 2022. **Wet mill corn gluten feed production** was 277,997 tons during July 2023, up 3 percent from June 2023 and up 2 percent from July 2022. Wet corn gluten feed 40 to 60 percent moisture was 224,484 tons in July 2023, up 25 percent from June 2023 and up 1 percent from July 2022.

OILSEED CRUSHINGS, PROD. CONSUMPTION, STOCKS

Soybeans crushed for crude oil was 5.54 million tons (185 million bushels) in July 2023, compared with 5.24 million tons (175 million bushels) in June 2023 and 5.44 million tons (181 million bushels) in July 2022. Crude oil produced was 2.18 billion pounds up 5 percent from June 2023 and up less than 1 percent from July 2022. Soybean once refined oil production at 1.76 billion pounds during July 2023 increased 2 percent from June 2023 and increased 4 percent from July 2022. Canola seeds crushed for crude oil was 192,074 tons in July 2023, compared with 158,305 tons in June 2023 and 151,561 tons in July 2022. Canola crude oil produced was 150 million pounds, up 18 percent from June 2023 and up 26 percent from July 2022. Canola once refined oil production, at 159 million pounds during July 2023, was up 18 percent from June 2023 and up 31 percent from July 2022. Cottonseed once refined oil production, at 25.8 million pounds during July 2023, was down 12 percent from June 2023 and down 32 percent from July 2022. Edible tallow production was 88.1 million pounds during July 2023, up 1 percent from June 2023 and up 12 percent from July 2022. Inedible tallow production was 281 million pounds during July 2023, up slightly from June 2023 but down 8 percent from July 2022. Technical tallow production was 88.7 million pounds during July 2023, down 17 percent from June 2023 and down 16 percent from July 2022. Choice white grease production, at 93 million pounds during July 2023, decreased 15 percent from June 2023 and decreased 4 percent from July 2022.

MISSOURI CROP PROGRESS AND CONDITION 08/28/23

	Week Ending			2018-2022 Average
	08/27/23	08/20/23	08/27/22	
Corn dough	96	93	94	94
Corn dented	76	61	70	70
Corn mature	16	3	13	12
Soybeans Blooming	97	94	92	93
Soybeans setting pods	89	83	76	79
Cotton setting bolls	95	90	93	93
Rice headed	91	87	97	94
Alfalfa hay 3rd cutting	76	70	74	77

MISSOURI WEEKLY HAY SUMMARY 08/31/23

A much cooler week across the state as relief came from last week's extreme heat wave. Drought conditions are basically unchanged from last week according to the latest drought monitor. Although there is still significant movement of hay the pace has slowed from what was being seen during the peak of the drought. Improved pasture conditions and some significant baling of late summer hay has helped put many farmers in a better position now. This has also put a little pressure on the hay market and lower quality hay has seen an ever so slight decrease in prices. Higher quality hay on the other hand remains steady. The overall supply of hay is light to moderate and demand is moderate. The Missouri Department of Agriculture has a hay directory visit <http://mda.mo.gov/abd/haydirectory/> for listings of hay <http://agebb.missouri.edu/haylst/>

Alfalfa - Supreme 250.00-300.00, small square 10.00-15.00 per bale
 Alfalfa - Premium 200.00-250.00
 Alfalfa - Good 150.00-200.00, small square 5.00-10.00 per bale
 Alfalfa - Fair 125.00-150.00
 Alfalfa/grass mix - Good/Premium small square 5.00-10.00 per bale
 Mixed grass - Good/Premium 150.00-225.00
 Mixed grass - Fair/Good 100.00-175.00, small square 5.00-8.00 per bale
 Mixed grass - Fair 50.00-125.00 per large round bale
 Wheat straw - 4.00-7.00 per small square bale

Please Note: The above volumes (tonnage, acres, and bales) listed are for confirmed trades only, it does not include estimated volume (tonnage) for bids or offers to the trade. List your hay for sale at: [Hay Listing Online Form](#). Explanation of Hay Quality Guidelines: [Hay Quality Designation Guidelines](#). Glossary of Terms: [Livestock, Poultry, & Grain Hay Terms](#)

MISSOURI WEEKLY SHEEP/GOAT AUCTION SUMMARY

Receipts: 693 Week Ago: 1,461 Last Year: 1,140

SHEEP: Feeder Lambs: Small and Medium 1-2 30-50 lbs 207.00-225.00, thin 170.00; pkg 50 lbs 212.00.

Slaughter lambs Choice and Prime 1-3 w/s 50-90 lbs 142.50-162.50. Choice 1-3 w/s pkg 98 lbs 100.00. Choice and Prime 1-3 hair 50-60 lbs 192.00-225.00; 60-80 lbs 173.00-209.00; 80-90 lbs 150.00-185.00; pkg 113 lbs 160.00. Choice 1-3 hair 50-65 lbs 177.00-180.00; pkg 93 lbs 145.00.

Slaughter ewes Utility and Good 1-3 hair 85-140 lbs 80.00-95.00. Cull and Utility 1-2 hair pkg 90 lbs 70.00. Slaughter bucks 1-2 couple 328 lbs 50.00. Bucks 1-2 hair couple 105 lbs 140.00.

Replacement ewes Small and Medium 1-2 <1 yrs 89.00 lbs exp 177.50; <1 yrs 55-75 lbs open 225.00-227.50.

GOATS: Feeder kids Selection 1 15 hd 39 lbs 257.50; 40-50 lbs 267.00-285.00, replacements 300.00. Selection 2 25-40 lbs 200.00-232.00; 40-50 lbs 185.00-257.50. Selection 3 20-45 lbs 110.00-157.00. Wether kids Selection 1 pkg 48 lbs 295.00.

Slaughter kids Selection 1 50-75 lbs 250.00-265.00. Selection 2 50-60 lbs 185.00-252.00; 60-75 lbs 200.00-227.00; pkg 90 lbs 177.00. Selection 3 pkg 59 lbs 190.00; pkg 55 lbs pygmies 167.00.

Slaughter nannies/does Selection 1-2 pkg 48 lbs pygmies 110.00; pkg 50 lbs pygmies 165.00; pkg 62 lbs 110.00; pkg 68 lbs thin 100.00; pkg 71 lbs pygmies 70.00; pkg 85 lbs thin 69.00; pkg 93 lbs 130.00; pkg 122 lbs 119.00; 100-110 lbs thin 72.50-87.00. Slaughter bucks/billies 75-85 lbs 185.00; pkg 95 lbs 132.50. Wether kids Selection 3 pkg 55 lbs 162.00.

Replacement nannies/does Selection 1-2 2-4 yrs 145 lbs exp 245.00.

Explanatory Notes: Stage - Represents estimated lambing/kidding period (Open, Exp=exposed, Bred, Fall = Sep-Nov, Win = Dec-Feb, Spr = Mar-May, Sum=Jun-Aug; w/s = woolled and shorn; /hd = per head; /fam=per family
 All price CWT unless otherwise noted.

MISSOURI DROUGHT MONITOR

Date	None	D0	D1	D2	D3	D4
8/31/23	28.19	18.94	34.97	12.77	5.13	0
8/22/23	27.67	19.46	32.70	15.04	5.13	0
08/30/22	54.38	30.66	9.73	4.33	0.90	0

Reflects percentage of Missouri impacted by drought. D0 Abnormally Dry; D1 Moderate Drought; D2 Severe Drought; D3 Extreme Drought; D4 Exceptional Drought

NATIONAL DIRECT DELIVERED FEEDER PIG REPORT

09/01/23 Receipts: 111,930 Week ago: 95,536 Year Ago: 102,482
 Early weaned pigs steady and feeder pigs 1.00 lower.
 Early weaned pigs 10-12 lbs. basis: Cash 73,950 head 5.00-19.00, weighted average 12.48.
 Formula 32,205 head 14.47-51.55 weighted average 35.32
 Feeder pigs 40 pounds basis: Cash 5,775 head 26.00-40.00, weighted average 32.02

NATIONAL DAILY DIRECT PRIOR DAY HOG REPORTS FOR 09/01/23

BARROWS AND GILTS (Carcass Basis): 1,713 head
 Base Carcass Price 70.00-82.50, weighted average 80.02

SOWS (Live Basis): 6,835 head
 300-500 lbs. 24.00-70.00
 Over 500 lbs. 45.67-71.50

MISSOURI WEEKLY DIRECT SLAUGHTER CATTLE REPORT 09/01/23

Weekly Receipts: 240 Week ago: 440 Year ago: 320
 As of Friday morning trade is light to moderate, Flat dressed sales are 2.00 lower and grid dressed sales no comparisons or bids from last week.

LIVE STEERS & HEIFERS: No Sales Reported
DRESSED STEERS & HEIFERS: Late last Fri 3 loads flat 292.00; Wed and Thu 2 loads 290.00 Flat

GRADE AND WEIGHT (Grid): load Thu 296.00

Click here for the current [National Crop Progress](#)
 Click here for the current [Missouri Crop Progress](#)
 The current hay directory can be found at: [Hay Directory](#).