

Weekly Market Summary

Published by:
Missouri Department of Agriculture
Ag Business Development Division
Market News Program



Chris Chinn, Director
 Jill Wood, Division Director
 Tony Hancock, Editor
<http://www.ams.usda.gov/marketnews.htm>
[agmarketnews.mo.gov](http://www.ams.usda.gov/marketnews.htm)

Michael L. Parson, Governor

Volume XLIII, Number 44 ♦ P.O. Box 630, Jefferson City, MO 65102 ♦ (573) 751-4211 ♦ Mon, Nov 06, 2023

MISSOURI WEEKLY FEEDER CATTLE WEIGHTED AVERAGE REPORT

Receipts: 17,719 Week ago: 18,510 Year ago: 28,434
 Steers and Heifers Medium and Large 1—Weighted average weights and prices

STEERS: Medium and Large 1

286 lbs. 305.89 475 lbs. 305.51 666 lbs. 257.85 881 lbs. 242.84
 325 lbs. 310.61 525 lbs. 292.32 720 lbs. 250.53 937 lbs. 226.50
 375 lbs. 322.94 574 lbs. 277.71 781 lbs. 246.69 977 lbs. 219.00
 429 lbs. 309.95 618 lbs. 266.37 821 lbs. 246.22

HEIFERS: Medium and Large 1

333 lbs. 265.16 516 lbs. 247.52 734 lbs. 246.06 935 lbs. 215.10
 380 lbs. 265.86 577 lbs. 240.72 771 lbs. 243.58
 422 lbs. 269.95 620 lbs. 241.95 829 lbs. 215.66
 478 lbs. 257.58 671 lbs. 239.03 861 lbs. 228.87

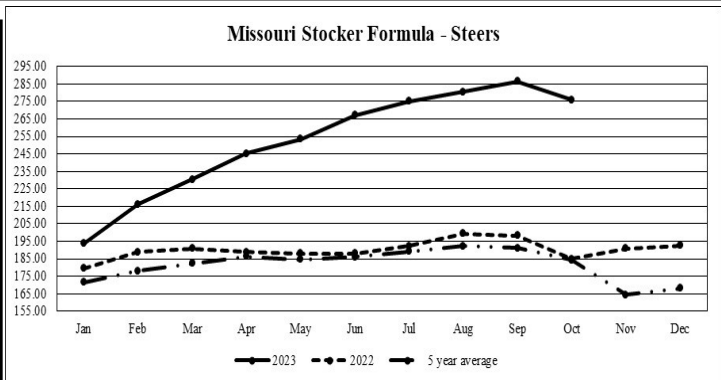
MISSOURI STEER (HEIFER) STOCKER FORMULA 11/06/2023

Monday's Missouri Stocker formula consists of **3966 (3832)** head with a weighted average weight of **539.58 (527.66)** lbs. and a price value of **275.38 (240.02)**, 10.31 higher (8.27 higher) than last week.

This a rolling seven day calculated weighted value which combines all Feeder Steers reported by MDA/USDA Market News Service weighing from 400-649 lbs. in the Medium and Large 1 and Medium and Large 1-2 frame and muscle classifications, including all comment cattle except Brahman X. Heifer values are in parentheses.

MISSOURI WEEKLY CATTLE AUCTION SUMMARY

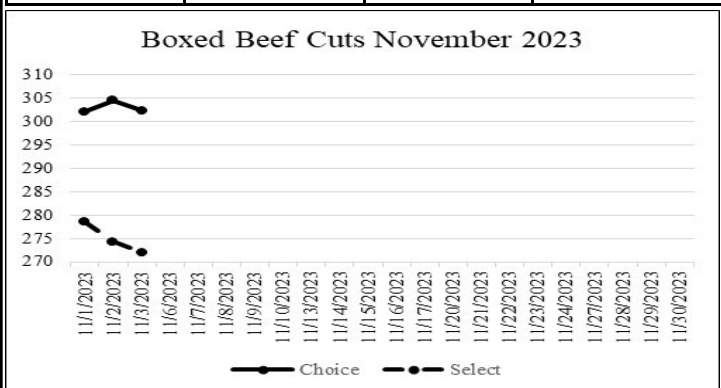
Compared to last week, feeders sold 5.00 to 10.00 higher gaining back nearly all the losses seen last week after the negative monthly cattle on feed report. The supply of feeders was light to moderate and with the majority of the offering being calves under 600 lbs. a much more limited offering of heavy weights this week but those present were generally in full load lots and sold very well. Demand was moderate the hard first hard freeze of the year should reduce some of the risk of sickness for those short weaned and unvaccinated calves. Grain harvest in the state has been ahead of average pace all season and several farmers have wrapped up now which means barns could start to see some farmer feeders back in the seats looking for a winter project. A load of 822 lb. steers sold at Green City Livestock Market this week for 251.00, as well as another half load of 622 lb. steers which brought 284.50. One of the larger strings of cattle this week went through the ring at Ozarks Regional Stockyards a 228 head consignment of 937 lb. steers which sold for 226.50 another 81 head of 534 lb. steers sold at and even 300.00. 9 loads of 7-800 lb. heifers sold at various actions this week from 240.75-251.00 including the largest string of the week at Windsor Livestock Auction which was 254 head of 737 lb. heifers that sold at 246.35. Boxed beef cutouts lost some ground this week. Choice closed at 302.34, down 4.63 and select closed at 272.01, down 8.11 compared to last Friday. Negotiated feedlot sales as of the Friday afternoon totaled only 35K head as packers and feedlot managers were in a standoff. Live sales were reported mostly at 185.00 and dressed sales at 292.00. Nothing official until mid-day Monday but more trade occurred after hours on Friday and word is prices were steady with those earlier in the week. Missouri Stocker formula consists of 3966 head with a weighted average weight of 539.58 lbs. and a price value of 275.38, 10.31 higher than a week ago. The steer/heifer spread is 35.36.



*Graph is updated the first Monday of each month. Axis value ranges may be updated to reflect data points.

NATIONAL BOXED BEEF CUTOUT/BOXED BEEF CUTS

<u>DATE</u>	<u>CHOICE</u>	<u>SELECT</u>	<u>TOTAL LOADS</u>
10/30	309.28	280.89	59
10/31	305.18	279.50	140
11/01	302.18	278.55	136
11/02	304.53	274.34	192
11/03	302.34	272.01	151
5 Day Simple Average	304.70	277.06	



*Axis value ranges may be updated to reflect data points.

WEEKLY LIVESTOCK SLAUGHTER 11/04/23

	<u>CATTLE</u>	<u>HOGS</u>	<u>SHEEP</u>
Week to Date:	632,000	2,677,000	36,000
Last Week:	636,000	2,614,000	37,000
Last Year:	668,000	2,575,000	35,000

The Weekly Market Summary, as well as historical summaries, are available on our website <https://agmarketnews.mo.gov/summaries>
 Market News Hotline: 1-573-522-9244

SOUTHWEST MISSOURI WEEKLY SUMMARY

(Joplin and Springfield)

Receipts: 4,330 Week ago: 6,768 Year Ago: 9,191

Compared to last week, steers and heifers steady to firm, with heifer calves 6.00 to 10.00 higher early week. Slaughter cows steady to 2.00 higher and slaughter bulls steady.

FEEDER STEERS:

Medium and Large 1

300-400 lbs. 290.00-320.00
400-500 lbs. 284.00-305.00
500-600 lbs. 255.00-285.00
600-700 lbs. 237.00-264.00
700-800 lbs. 230.00-248.50
800-900 lbs. 220.00-235.00
52 hd 977 lbs. 219.00

FEEDER HEIFERS:

Medium and Large 1

300-400 lbs. 270.00-275.00
400-500 lbs. 255.00-280.00
500-600 lbs. 226.00-251.00
600-700 lbs. 214.00-231.00
Pkg 730 lbs. 221.00
Pkg 835 lbs. 202.50

FEEDER HOLSTEIN STEERS

Large 3

Scarce

SLAUGHTER COWS: Breaking and Boning (70-85% lean) 85.00-105.00, high dressing 95.00-118.00; low dressing 72.00-93.00. Lean (85-90%) 77.50-93.00

SLAUGHTER BULLS: Yield Grade 1-2 1210-2265 lbs. 108.00-123.00; high dressing 119.00-133.00; low dressing 94.00-110.00

BRED COWS: Medium and Large 1-2 2-8 yrs 940-1505 lbs 2nd to 3rd stage 1100.00-1600.00, 1st stage 1075.00-1500.00 per head.

BRED HEIFERS: Medium and Large 1-2 2-4 yrs 900-1180 lbs 2nd to 3rd stage 1150.00-1500.00, 1st stage 925.00-1475.00 per head

COW & CALF PAIRS: Medium and Large 1-2 couple 2-8 yrs 1285-1410 lbs with 150-300 lb calves 1350.00-1700.00; couple >8 yrs 1310-1315 lbs with 150-300 lb calves 1425.00-1450.00 per pair

SOUTH CENTRAL MISSOURI WEEKLY SUMMARY

(West Plains, Phillipsburg)

Receipts: 3,793 Week ago: 3,301 Year Ago: 5,617

Compared to last week, steer and heifer calves 5.00 to 10.00 higher, yearlings steady to 5.00 higher. Slaughter cows steady to 2.00 lower. Slaughter bulls steady.

FEEDER STEERS:

Medium and Large 1

300-400 lbs. 302.50-338.00
450-500 lbs. 300.00-331.00
500-600 lbs. 270.00-300.00
600-700 lbs. 250.00-280.50
700-800 lbs. 255.00
228 hd 937 lbs. 226.50

FEEDER HEIFERS:

Medium and Large 1

300-400 lbs. 254.00-275.00
400-500 lbs. 255.00-268.00
500-600 lbs. 230.00-247.50
600-700 lbs. 221.00-230.00

FEEDER HOLSTEIN STEERS

Large 3

Scarce

SLAUGHTER COWS: Breaking and Boning (70-85% lean) 85.00-100.00, high dressing 101.00-110.00; low dressing 70.00-88.00. Lean (85-90%) 75.00-90.00

SLAUGHTER BULLS: Yield Grade 1-2 1205-2365 lbs. 105.00-125.00; high dressing 127.00-136.00; low dressing 95.00-110.00

BRED COWS: Medium and Large 1-2 2-8 yrs 975-1470 lbs 1st to 3rd stage 1200.00-1725.00 per head

BRED HEIFERS: Medium and Large 1-2 <2 yrs 875-950 lbs 1st to 3rd stage 1050.00-1200.00 per head

COW & CALF PAIRS: Medium and Large 2 2-8 yrs 1145 lbs with 150-300 lb calves 1300.00 per pair

WEST CENTRAL MISSOURI WEEKLY SUMMARY

(Kingsville, Windsor, Butler)

Receipts: 3,822 Week ago: 3,791 Year ago: 5,043

Compared to last week, steers and heifers uneven, mostly 5.00 lower to 5.00 higher. Slaughter cows uneven from 3.00 lower to 5.00 higher.

FEEDER STEERS:

Medium and Large 1

Pkg 380 lbs. 318.00
400-500 lbs. 275.00-334.00
500-600 lbs. 253.00-306.00
600-700 lbs. 245.00-279.75
700-800 lbs. 236.00-245.00
Pkg 867 lbs. 232.00

FEEDER HEIFERS:

Medium and Large 1

300-400 lbs. 250.00-267.50
400-500 lbs. 235.00-264.00
500-600 lbs. 220.00-263.00
600-700 lbs. 233.00-258.75
700-800 lbs. 231.50-249.00
800-900 lbs. 225.00-232.25
900-950 lbs. 214.50-215.25

SLAUGHTER BULLS: Yield Grade 1-2 1065-2290 lbs 108.50-118.00; high dressing 122.50-133.50, low dressing 91.00-106.50

SLAUGHTER COWS: Breaking and Boning (70-85% lean) 85.00-108.50, high dressing 96.50-112.50 low dressing 80.00-91.00. Lean (85-90%) 75.00-89.00

BRED COWS: Medium and Large 1-2 5-8 yrs 1180-1385 lbs 2nd to 3rd stage 1250.00-1510.00 per head

COW & CALF PAIRS: Scarce

NORTHEAST MISSOURI WEEKLY SUMMARY

(Bowling Green, Kingdom City, Palmyra)

Receipts: 5,155 Week ago: 3,574 Year ago: 6,209

Compared to last week, steers under 600 lbs unevenly steady, 600-800 lbs lightly tested, 3 pots of 850-900 lbs steady to 1.00 lower. Heifers 400-500 lbs 5.00 to 7.00 higher, 500-600 lbs steady, over 600 lbs not well tested. Slaughter cows steady to 5.00 lower.

FEEDER STEERS:

Medium and Large 1

400-500 lbs. 282.50-300.00
500-600 lbs. 265.50-290.25
600-700 lbs. 242.00-270.50
59 hd 778 lbs. 251.75
850-900 lbs. 241.85-242.35

FEEDER HEIFERS:

Medium and Large 1

400-500 lbs. 248.00-274.00
500-600 lbs. 234.00-256.00

SLAUGHTER BULLS: Yield Grade 1-2 1320-2235 lbs 119.00-137.50; high dressing 131.00-142.50; low dressing 106.00-118.00

SLAUGHTER COWS: Breaking and Boning, (70-85% lean) 94.00-115.00; high dressing 105.00-123.00; low dressing 79.50-104.00. Lean (85-90%) 86.00-94.00

SLAUGHTER STEERS: Choice 2-3 177.00-185.00. Select and Choice 1-3 174.50-177.00. Select 1-2 174.00-175.00

SLAUGHTER HEIFERS: Choice 2-3 173.00-179.00. Select and Choice 1-3 174.00-177.00

BRED COWS: Medium and Large 1 2-8 yrs 1174-1469 lbs 2nd to 3rd stage 1750.00-2125.00. Medium and Large 1-2 2-8 yrs 1028-1520 lbs 1475.00-1800.00 per head

COW/CALF PAIRS: Medium and Large 1 2-8 yrs 1100-1400 lbs some rebred 1st stage with 150 to >300 lb calves 2575.00-3050.00 per pair

NORTH CENTRAL MISSOURI WEEKLY SUMMARY

(Macon, Unionville, Green City, New Cambria)

Receipts: 3,813 Week ago: 3,030 Year ago: 5,022

Compared to two weeks ago, steers and heifers mostly 5.00 to 8.00 higher, spots sharply higher. Slaughter cows steady to 5.00 lower.

*Some sale barns on a bi-weekly schedule and may not have a sale each week.

FEEDER STEERS:

Medium and Large 1

400-500 lbs. 309.00-347.00
500-600 lbs. 289.00-320.00
600-700 lbs. 277.00-284.50
700-750 lbs. 256.50-264.50
800-900 lbs. 249.50-251.00

FEEDER HEIFERS:

Medium and Large 1

400-500 lbs. 274.50-310.00
500-550 lbs. 253.50-270.00
600-700 lbs. 255.00-260.50
700-800 lbs. 244.50-251.00

SLAUGHTER BULLS: Yield Grade 1-2 1320-2075 lbs 113.50-136.00; high dressing 137.00-144.00; low dressing 110.00-122.00

SLAUGHTER COWS: Breaking and Boning, (70-85% lean) 87.00-110.00; high dressing 101.00-121.00; low dressing 79.00-97.00. Lean (85-90%) 84.50-96.00

BRED COWS: Medium and Large 1 2-8 yrs 1331 lbs 2nd stage 1875.00. Medium and Large 1-2 2-8 yrs 1137-1355 lbs 1st to 3rd stage 1325.00-1685.00 per head

COW & CALF PAIRS: Medium and Large 1 2-8 yrs 1250-1350 lbs with 150-300 lb calves 2750.00-3200.00 per pair

SOUTHEAST MISSOURI WEEKLY SUMMARY

(Jackson and Farmington)

Receipts: 1,430 Week ago: 1,345 Year ago: 2,103
 Compared to last week, steers and heifers 15.00 to 25.00 higher.
 Slaughter cows 1.00 lower to 3.00 higher. Slaughter bulls steady to 6.00 higher.

FEEDER STEERS:

Medium and Large 1

300-400 lbs. 250.00-304.00
 400-500 lbs. 240.00-274.00
 500-600 lbs. 240.00-268.00
 600-700 lbs. 225.00-260.00
 700-800 lbs. 225.00-250.00
 800-850 lbs. 210.00-239.00

FEEDER HEIFERS:

Medium and Large 1

300-400 lbs. 228.00-257.00
 400-500 lbs. 225.00-265.00
 500-600 lbs. 228.00-257.00
 600-700 lbs. 210.00-239.00
 Few 700-750 lbs. 230.00-232.00
 Few 850-900 lbs. 200.00-210.00

SLAUGHTER BULLS: Yield
 Grade 1-2 1165-2235 lbs. 100.00-109.00; high dressing 108.00-120.00

SLAUGHTER COWS: Breaking and Boning (75-85% lean) 74.00-94.00; high dressing 90.00-112.00. Lean (85-90% lean) 62.00-82.00

BRED COWS: Medium and Large 2 2-8 yrs 1020-1375 lbs 2nd stage 1000.00-1350.00, 3rd stage 1250.00-1800.00 per head

COW & CALF PAIRS: Scarce

EAST CENTRAL MISSOURI WEEKLY SUMMARY

(Cuba, Vienna)

Receipts: 1,207 Week ago: 1,192 Year ago: 2,776
 Compared to last week, steers and heifers 4.00 to 8.00 higher on a limited test. Slaughter cows steady.

FEEDER STEERS:

Medium and Large 1

400-500 lbs. 280.00-332.50
 500-600 lbs. 254.00-292.00
 600-700 lbs. 249.00-257.00

FEEDER HEIFERS:

Medium and Large 1

350-400 lbs. 273.00-284.00
 400-500 lbs. 242.00-269.00
 500-600 lbs. 222.50-250.00
 600-650 lbs. 221.00-234.50

SLAUGHTER BULLS: Yield
 Grade 1-2 1525-2130 lbs 109.00-123.00; high dressing 129.00-130.00; low dressing 90.00-103.00.

SLAUGHTER COWS: Breaking and Boning, (70-85% lean) 91.00-104.00; high dressing 106.00-113.00; low dressing 87.00-92.00. Lean (85-90%) 82.00-93.00

BRED COWS: Medium and Large 1-2 5-8 yrs 1110-1475 lbs 2nd to 3rd stage 1375.00-1800.00 per head

COW & CALF PAIRS: Scarce

NORTHWEST MISSOURI WEEKLY SUMMARY

(Tina)

Receipts: 422 Week Ago: 1470 Year Ago: 953
 Too few feeders for a market trend.

FEEDER STEERS:

Medium and Large 1

250-300 lbs. 302.50-305.00
 Pkg 455 lbs. 281.00
 Pkg 540 lbs. 283.00
 Pkg 621 lbs. 265.00
 Pkg 772 lbs. 247.00

FEEDER HEIFERS:

Medium and Large 1

Pkg 311 lbs. 263.00
 400-450 lbs. 250.00-264.00
 Pkg 562 lbs. 251.50

SLAUGHTER BULLS: Yield
 Grade 1-2 1525-1955 lbs 115.00-125.00; couple low dressing 93.00-108.00

SLAUGHTER COWS: Breaking and Boning, (70-85% lean) 83.00-105.00. Lean (85-90%) 76.50-99.00

BRED COWS: Scarce

COW & CALF PAIRS: Scarce

AFTERNOON NATIONAL SLAUGHTER CATTLE REVIEW

So far for Friday in the Southern Plains negotiated cash trading has been mostly inactive on light demand. Not enough purchases for a market trend. Last week live FOB purchases traded at 185.00. In Nebraska and Western Cornbelt negotiated cash trading has been slow on light to moderate demand. In both regions a few live FOB and dressed delivered purchases traded at 185.00 and 292.00, respectively. However, not enough purchases for a full market trend. In Nebraska last week live FOB purchases traded from 183.00-186.00 and dressed delivered purchases traded mostly at 290.00. In the Western Cornbelt last week live FOB purchases traded mostly from 183.00-184.00 and dressed delivered purchases traded at 290.00.

Negotiated Cash Sales:

Confirmed:	27,770	Week Ago:	15,041	Year Ago:	4,309
Week to date:	34,464	Week Ago:	70,101	Year Ago:	85,866

<u>Live Basis</u>	<u>Steers</u>	<u>Heifers</u>
Over 80% Choice	183.00-185.50, avg 185.01	185.00
65-80% Choice	-	184.00
35-65% Choice	-	-
0-35% Choice	-	-
Total All Grades	183.00-185.50, avg 185.01	184.00-185.00, avg 184.96
<u>Dressed Basis</u>		
Over 80% Choice	290.00-292.75, avg 291.97	292.00
65-80% Choice	292.00	292.00
35-65% Choice	-	-
0-35% Choice	-	-
Total All Grades	290.00-292.75, avg 291.98	292.00

<u>All Beef Type Steers/Heifers</u>	<u>Head</u>	<u>Avg Wt</u>	<u>Price Range</u>	<u>Wtd Avg</u>
Live FOB	10,344	1480.5	180.00-187.00	184.82
Live Del	3,164	1421.4	185.00-187.00	186.70
Dressed Del	12,163	943.3	290.00-293.00	292.00
Dressed FOB	1,956	957.5	290.00-294.00	293.28

WEEKLY COMMODITY FUTURES TRENDS

Compared to last week, Live Cattle 1.65 to 3.65 higher, Lean Hogs 1.28 to 1.97 higher, Feeder Cattle 3.45 to 4.05 higher.

Daily Futures Closes

	Mon.	Tues.	Wed.	Thu.	Fri.
Cattle					
Oct	184.12	183.75	—	—	—
Dec	183.25	183.55	183.62	184.67	183.87
Feb	183.97	184.62	185.17	186.42	185.22
Apr	185.72	186.67	187.55	188.77	187.82
Jun	179.95	180.77	181.82	183.22	182.70
Lean Hogs					
Dec	71.17	71.72	70.15	73.27	71.75
Feb	74.37	74.87	73.45	76.22	75.47
Apr	79.67	80.20	79.10	81.50	80.72
May	85.20	85.95	85.05	87.05	86.32
Jun	93.05	93.57	93.07	94.67	93.92
Fdr Cat					
Nov	237.67	237.70	238.57	242.62	240.60
Jan	236.87	237.20	238.02	242.17	239.75
Mar	239.37	239.75	240.32	244.42	242.35
Apr	243.17	243.52	244.12	248.02	246.12
May	246.60	246.95	247.47	251.25	249.62
Milk					
Oct	16.86	16.87	—	—	—
Nov	17.29	17.19	17.24	17.39	17.33
Dec	17.18	17.05	17.13	17.35	17.27

WEEKLY COMMODITY GRAIN FUTURES TRENDS

Compared to last week, Soybeans 0.29 to 0.32 higher, Wheat 0.02 to 0.04 lower, Wheat uneven from 0.04 lower to 0.04 higher, KC Wheat steady to 0.02 lower, Soybean Meal Dec 0.30 lower, others 5.50 to 13.20 higher.

Daily Grain Futures Closes

	Mon.	Tues.	Wed.	Thu.	Fri.
Soybeans					
Nov	1282 3/4	1287	1291 1/4	1304	1327 1/2
Jan	1307 1/4	1310 1/2	1315	1328 1/4	1351 3/4
Mar	1322 1/4	1324 3/4	1328 3/4	1342	1366 1/2
May	1336 1/4	1338 3/4	1342 1/2	1354 3/4	1379
Jul	1343 3/4	1346	1349 1/4	1360 3/4	1384 1/4
Wheat					
Dec	566	556 1/4	561 3/4	565 1/2	572 1/2
Mar	594 1/4	585 1/4	589 1/2	592 3/4	599 1/4
May	611 3/4	603	607 3/4	609 3/4	616 1/2
Jul	627 1/2	619 1/4	623 1/2	625 1/4	632
Sep	642 1/4	634 1/4	637 1/2	639 1/4	645 3/4
Corn					
Dec	478 1/4	478 3/4	475	470	477 1/4
Mar	492 3/4	493	489 3/4	485	492 1/4
May	501	501 3/4	498 1/2	494 1/4	501 1/2
Jul	507 1/2	508 1/2	506	502 1/4	510
Sep	507 1/4	508 3/4	507 1/4	505 1/4	512 1/2
KC Wheat					
Dec	645	629 1/4	640	641 1/2	643 1/2
Mar	656 1/2	641 1/4	650 1/2	652 3/4	654 3/4
May	667 1/2	649 1/4	658	660 1/4	662 1/4
Jul	670 3/4	656	664 3/4	667 1/4	669 3/4
Sep	681	666 1/2	674 1/4	677	679 1/2
SB Meal					
Dec	426.50	431.00	430.40	426.30	442.10
Jan	413.90	418.00	419.10	417.20	432.20
Mar	403.20	406.80	409.00	408.60	423.20
May	399.10	402.30	404.40	404.70	418.30
Jul	399.20	402.30	404.50	405.10	417.90

MISSOURI GRAIN WEEKLY TRENDS

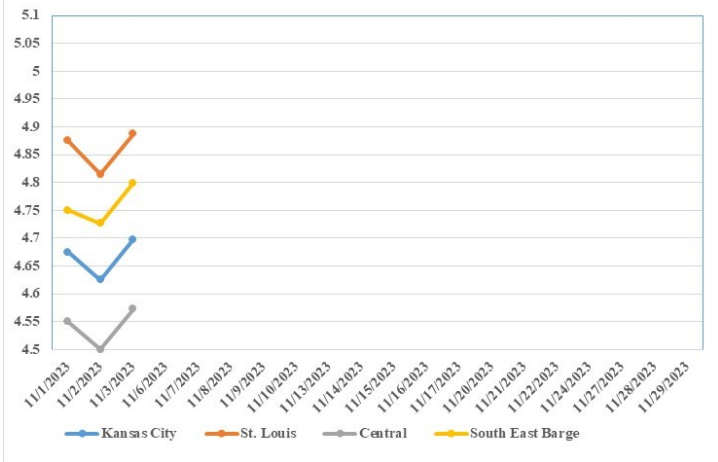
Compared to last week, Soybeans 0.35 to 0.65 higher, Wheat 0.03 lower to 0.17 higher, Corn 0.04 lower to 0.07 higher, Sorghum 0.03 lower to 0.06 higher.

Area	#1 Soybeans	#2 Soft Wheat	#2 Corn	#2 Grain Sorghum
Kansas City				
Friday**	12.67-13.12	5.30	4.60-4.80	5.05
Monday	12.58-12.98	5.21	4.63-4.78	5.03
Tuesday	12.62-13.02	5.11	4.64-4.79	5.04
Wednesday	12.80-13.35	5.17	4.60-4.75	5.10
Thursday	13.08-13.48	5.21	4.55-4.70	5.05
Friday	13.32-13.72	5.28	4.62-4.77	5.12
St. Louis				
Friday**	13.06-13.07	5.83-5.96	4.80-4.85	5.55
Monday	12.92-12.93	5.74-5.87	4.78-4.83	5.53
Tuesday	13.00-13.02	5.64-5.83	4.83	5.54
Wednesday	13.18	5.70-6.02	4.85-4.90	5.50
Thursday	13.31-13.34	5.74-6.06	4.80-4.83	5.45
Friday	13.55-13.57	5.81-6.13	4.87-4.90	5.52
Central				
Friday**	12.52-12.57	5.05-5.25	4.60	—
Monday	12.37-12.43	4.96-5.16	4.58	—
Tuesday	12.46-12.51	4.86-5.06	4.59	—
Wednesday	12.50-12.55	5.12	4.55	—
Thursday	12.63-12.68	5.16	4.50	—
Friday	12.87-12.92	5.23	4.57	—
S.E. MO				
Friday**	12.78-12.92	—	4.70-4.75	—
Monday	12.65-12.83	—	4.67-4.78	—
Tuesday	12.68-12.92	—	4.74-4.79	—
Wednesday	12.93-13.15	—	4.70-4.80	—
Thursday	13.19-13.28	—	4.68-4.75	—
Friday	13.42-13.52	—	4.75-4.82	—

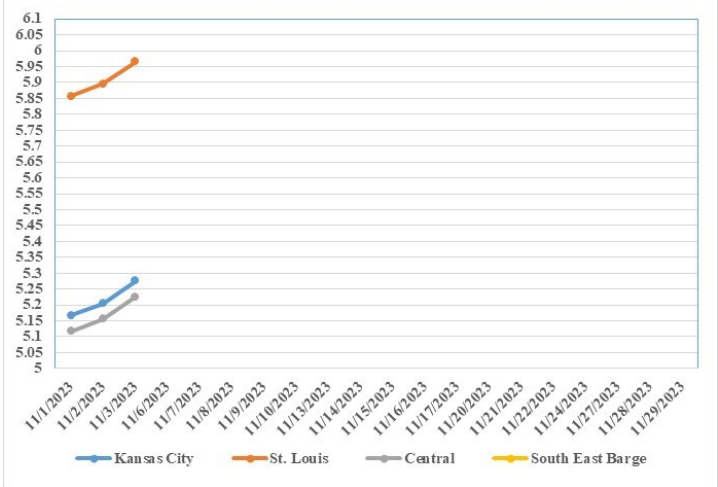
(PRICES PER BUSHEL) *NEW CROP **PREVIOUS WEEK'S PRICES
*Bids calculated using Kansas City, St. Louis, and St. Joseph bids

MONTHLY GRAIN CROP

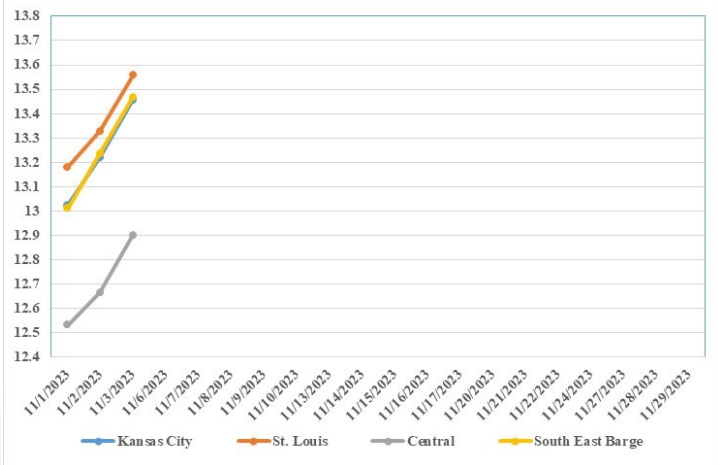
November 2023 Corn Bids



November 2023 Wheat Bids



November 2023 Soybean Bids



*Axis value ranges may be updated to reflect data points.

WHOLESALE FEEDSTUFFS PRICES (DOLLARS PER TON-BULK BASIS)

Area	Soybean Hulls Pellets	Soybean Meal 46.5-48%	Corn Gluten Pellets 21%	Wheat Middlings
Kansas City	200.00	460.60	255.00	173.33
St. Louis	n/a	n/a	257.50	157.67

FATS AND OILS: OILSEED CRUSH, PROD, CONSUMPTION

Soybeans crushed for crude oil was 5.24 million tons (175 million bushels) in September 2023, compared with 5.07 million tons (169 million bushels) in August 2023 and 5.03 million tons (168 million bushels) in September 2022. Crude oil produced was 2.08 billion pounds, up 3 percent from August 2023 and up 4 percent from September 2022. Soybean once refined oil production at 1.73 billion pounds during September 2023 increased 1 percent from August 2023 and increased 4 percent from September 2022.

Canola seeds crushed for crude oil was 217,153 tons in September 2023, compared with 190,420 tons in August 2023 and 189,285 tons in September 2022. Canola crude oil produced was 170 million pounds, up 10 percent from August 2023 and up 15 percent from September 2022. Canola once refined oil production, at 148 million pounds during September 2023, was down 5 percent from August 2023 and down 6 percent from September 2022.

Cottonseed once refined oil production, at 36.5 million pounds during September 2023, was up 24 percent from August 2023.

Edible tallow production was 93.8 million pounds during September 2023, up 9 percent from August 2023 and up 4 percent from September 2022. Inedible tallow production was 297 million pounds during September 2023, down 5 percent from August 2023 and down 16 percent from September 2022. Technical tallow production was 102 million pounds during September 2023, down 6 percent from August 2023 and down 1 percent from September 2022. Choice white grease production, at 99 million pounds during September 2023, decreased 21 percent from August 2023 and decreased 7 percent from September 2022.

GRAIN CRUSH AND CO-PRODUCTS

Total corn consumed for alcohol and other uses was 478 million bushels in September 2023. Total corn consumption was down 2 percent from August 2023 but up 10 percent from September 2022. September 2023 usage included 92.0 percent for alcohol and 8.0 percent for other purposes. Corn consumed for beverage alcohol totaled 5.38 million bushels, up 9 percent from August 2023 and up 20 percent from September 2022. Corn for fuel alcohol, at 430 million bushels, was down 3 percent from August 2023 but up 12 percent from September 2022. Corn consumed in September 2023 for dry milling fuel production and wet milling fuel production was 92.0 percent and 8.0 percent, respectively.

Dry mill co-product production of distillers dried grains with solubles (DDGS) was 1.70 million tons during September 2023, down 5 percent from August 2023 but up 5 percent from September 2022. Distillers wet grains (DWG) 65 percent or more moisture was 1.31 million tons in September 2023, up 1 percent from August 2023 and up 5 percent from September 2022.

Wet mill corn gluten feed production was 246,782 tons during September 2023, down 4 percent from August 2023 but up 3 percent from September 2022. Wet corn gluten feed 40 to 60 percent moisture was 196,264 tons in September 2023, down 5 percent from August 2023 but up 2 percent from September 2022.

MISSOURI CROP PROGRESS AND CONDITION

	Week Ending			2018-2022 Average
	10/29/23	10/22/23	10/29/22	
Corn harvested	84	75	82	80
Soybeans harvested	75	61	71	56
Cotton harvested	79	67	66	59
Winter wheat planted	66	50	66	56
Winter wheat emerged	36	16	33	34
Rice harvested	96	93	98	93

MISSOURI WEEKLY HAY SUMMARY 11/02/23

As forecasted the first hard freeze of the year came along with record low temperatures for some areas bringing an end to the growing season. Grain harvest has wrapped up for many as harvest is running well ahead of average pace. As of early this week corn harvest was reported at 84 percent complete and soybean harvest was 75 percent complete. A bit of moisture late last week helped to improve persisting drought conditions nearly removing all but a couple of small areas still in D3 status. Rain was also much welcomed to those with newly planted wheat. Hay movement remains good, hay prices are steady and demand is moderate. Alfalfa - Supreme 250.00-300.00, small square 10.00-15.00 per bale
 Alfalfa - Premium 200.00-250.00
 Alfalfa - Good 150.00-200.00, small square 5.00-10.00 per bale
 Alfalfa - Fair 125.00-150.00
 Alfalfa/grass mix - Good/Premium small square 5.00-10.00 per bale
 Mixed grass - Good/Premium 150.00-225.00
 Mixed grass - Fair/Good 100.00-175.00, small square 5.00-8.00 per bale
 Mixed grass - Fair 50.00-100.00 per large round bale
 Wheat straw - 4.00-7.00 per small square bale

Please Note: The above volumes (tonnage, acres, and bales) listed are for confirmed trades only, it does not include estimated volume (tonnage) for bids or offers to the trade. List your hay for sale at: [Hay Listing Online Form](#). Explanation of Hay Quality Guidelines: [Hay Quality Designation Guidelines](#). Glossary of Terms: [Livestock, Poultry, & Grain Hay Terms](#)

MISSOURI WEEKLY SHEEP/GOAT AUCTION SUMMARY

Receipts: 1,134 Week Ago: 3,276 Last Year: 1,073

SHEEP: Feeder lambs hair Small and Medium 1-2 30-55 lbs 210.00-260.00, replacements 310.00.
 Slaughter lambs Choice and Prime 1-3 w/s pkg 75 lbs 215.00. Choice and Prime 1-3 hair 50-70 lbs 220.00-260.00; 70-80 lbs 182.50-227.50; pkg 113 lbs 150.00. Choice 1-3 hair 50-60 lbs 180.00-222.50; 60-70 lbs 195.00-205.00; 70-85 lbs 160.00-180.00; 100-110 lbs 130.00. Slaughter ewes Utility and Good 1-3 110-115 lbs 61.00-67.50. Good 2-3 hair 85-155 lbs 90.00-115.00. Utility and Good 1-3 hair 95-115 lbs 75.00-90.00. Cull and Utility 1-2 hair pkg 88 lbs 65.00. Slaughter bucks 1-2 pkg 172 lbs 85.00. Bucks 1-2 hair 120-180 lbs 105.00-125.00.
 Replacement ewes Small and Medium 1-2 hair <1 yrs 92 lbs open 92.00; 1-2 yrs 104 lbs exp 140.00; 2-4 yrs 82 lbs exp 132.50, 105 lbs exp 150.00; 4-6 yrs 80-100 lbs exp 122.50-130.00.

GOATS: Feeder kids Selection 1 pkg 25 lbs 250.00; 30-50 lbs 270.00-315.00, replacements 365.00. Selection 2 30-45 lbs 225.00-230.00. Selection 3 pkg 25 lbs 195.00; pkg 36 lbs 118.00; 30-40 lbs pygmies 135.00-155.00; pkg 41 lbs 185.00, pygmies 175.00. Wether kids Selection 1 pkg 42 lbs 320.00. Selection 2 pkg 31 lbs 240.00; pkg 40 lbs 205.00. Selection 3 pkg 32 lbs pygmies 115.00; pkg 45 lbs 160.00.
 Slaughter kids Selection 1 50-105 lbs 255.00-280.00. Selection 2 50-80 lbs 200.00-230.00. Selection 3 50-60 lbs 115.00-175.00, pygmies 135.00; 60-75 lbs 150.00-187.50.
 Slaughter nannies/does Selection 1-2 50-65 lbs pygmies 100.00-125.00; 70-90 lbs 115.00-120.00; 90-145 lbs 90.00-150.00. Slaughter bucks/billies Selection 1-2 65-85 lbs 140.00, pygmies 105.00-195.00; 98 lbs 155.00-172.50; 100-125 lbs 130.00-195.00, pygmies 105.00. Wether kids Selection 1 55-90 lbs 255.00-315.00.
 Replacement nannies/does Selection 1-2 2-4 yrs 107 lbs exp 165.00. Families Selection 1-2 2-4 yrs 70-80 lbs exp with <20 lb kids 140.00-255.00 per family.

Explanatory Notes: Stage - Represents estimated lambing/kidding period (Open, Exp=exposed, Bred, Fall = Sep-Nov, Win = Dec-Feb, Spr = Mar-May, Sum=Jun-Aug; w/s = woolled and shorn; /hd= per head; /fam=per family
 All price CWT unless otherwise noted.

MISSOURI DROUGHT MONITOR

Date	None	D0	D1	D2	D3	D4
10/31/23	25.05	24.96	33.30	14.89	1.80	0
10/24/23	13.76	19.56	33.22	23.16	10.30	0
11/01/22	7.49	31.19	24.28	27.96	9.08	0

Reflects percentage of Missouri impacted by drought. D0 Abnormally Dry; D1 Moderate Drought; D2 Severe Drought; D3 Extreme Drought; D4 Exceptional Drought

NATIONAL DIRECT DELIVERED FEEDER PIG REPORT

11/03/23 Receipts: 106,579 Week ago: 113,593 Year Ago: 63,834
 Early weaned pigs steady to 1.00 per head higher. All feeder pigs steady.
 Early weaned pigs 10-12 lbs. basis: Cash 52,810 head 14.00-30.00, weighted average 24.69
 Formula 37,769 head 25.42-57.49, weighted average 43.36
 Feeder pigs 40 pounds basis: Cash 16,000 head 30.00-41.00, weighted average 36.88

NATIONAL DAILY DIRECT PRIOR DAY HOG REPORTS FOR 11/03/23

BARROWS AND GILTS (Carcass Basis): 5,106 head
 Base Carcass Price 65.00-72.00, weighted average 68.35

SOWS (Live Basis): 7,305 head
 300-500 lbs. 22.00-68.00
 Over 500 lbs. 39.28-68.00

MISSOURI WEEKLY DIRECT SLAUGHTER CATTLE REPORT 11/03/23

Weekly Receipts: 120 Week ago: 400 Year ago: 320
 Trading as of Friday morning, trade is light this week, as producers are passing most bids at this time.

LIVE STEERS & HEIFERS: Pot load 184.75 FOB
DRESSED STEERS & HEIFERS: 2 loads Fri morn 292.00

GRADE AND WEIGHT (Grid): No sales reported

Click here for the current [National Crop Progress](#)
 Click here for the current [Missouri Crop Progress](#)
 The current hay directory can be found at: [Hay Directory](#).