

Weekly Market Summary

Published by:
Missouri Department of Agriculture
Ag Business Development Division
Market News Program



Chris Chinn, Director
 Jill Wood, Division Director
 Tony Hancock, Editor
<http://www.ams.usda.gov/marketnews.htm>
<http://www.ams.usda.gov/marketnews.htm>

Michael L. Parson, Governor

Volume XLIII, Number 49 ♦ P.O. Box 630, Jefferson City, MO 65102 ♦ (573) 751-4211 ♦ Mon, Dec 11, 2023

MISSOURI WEEKLY FEEDER CATTLE WEIGHTED AVERAGE REPORT

Receipts: 51,752 Week ago: 31,796 Year ago: 52,606
 Steers and Heifers Medium and Large 1—Weighted average weights and prices

STEERS: Medium and Large 1

327 lbs. 291.61 526 lbs. 273.41 718 lbs. 224.48 915 lbs. 210.40
 380 lbs. 309.26 573 lbs. 254.01 764 lbs. 220.31 985 lbs. 203.00
 426 lbs. 295.89 621 lbs. 241.79 828 lbs. 219.02
 471 lbs. 291.79 667 lbs. 231.73 873 lbs. 225.46

HEIFERS: Medium and Large 1

326 lbs. 256.25 522 lbs. 231.73 728 lbs. 215.05 941 lbs. 183.38
 379 lbs. 251.26 576 lbs. 229.17 763 lbs. 207.72 967 lbs. 171.50
 425 lbs. 256.26 618 lbs. 217.86 827 lbs. 185.87
 474 lbs. 248.33 678 lbs. 214.29 886 lbs. 198.39

MISSOURI STEER (HEIFER) STOCKER FORMULA 12/11/2023

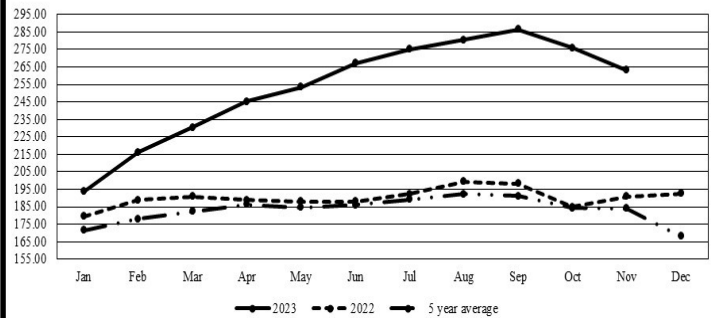
Monday's Missouri Stocker formula consists of **9521 (9037)** head with a weighted average weight of **557.11 (540.38)** lbs. and a price value of **252.30 (222.78)**, 1.29 higher (2.00 higher) than last week.

This a rolling seven day calculated weighted value which combines all Feeder Steers reported by MDA/USDA Market News Service weighing from 400-649 lbs. in the Medium and Large 1 and Medium and Large 1-2 frame and muscle classifications, including all comment cattle except Brahman X. Heifer values are in parentheses.

MISSOURI WEEKLY CATTLE AUCTION SUMMARY

Compared to last week feeders sold mostly steady to 5.00 lower with much of the decline on heavier weights. There were exceptions found on lighter weight calves under 550 lbs. if they were weaned, had shots, and a bit on the light side of flesh conditions. There are several orders out there for wheat grazers and many of those type of calves sold 10.00 higher. The supply was heavy with a couple of special sales this week as barns offer ample opportunities for marketing in the few full weeks left of this calendar year. Overall demand was moderate but varied depending on what was in the ring. Heavy weights saw the most pressure this week as nearby live cattle futures lost near 4.00 and feedlot trade also saw sharp losses this week. That being said there was some load lots of high-quality reputation yearlings which sold very near steady with last week. Unionville Livestock Market sold 7 loads of heavy 8 wt. steers from 226.75-230.75 and Joplin Regional Stockyards sold 682 head of 861 lb. steers in one draft for 227.50. A few of the light five weight steers still holding on to the 3.00 mark if they can be turned out for grazing 24 head of 535 lb. steers at Windsor Livestock Auction sold for 307.50. On the heifer side one stick out draft this week was two loads of 732 lb. heifers which sold for 224.75. Boxed beef cutouts continue to decline some of which is seasonal loss. On Friday choice closed at 288.01, down 9.45 and select closed at 257.90, down 7.59 compared to last week. Negotiated feedlot sales as of the Friday afternoon came in just over 63K head. Live sales were reported from 169.00-171.00 and dressed sales at 267.00-271.00. Missouri Stocker formula consists of 9521 head with a weighted average weight of 557.11 lbs. and a price value of 252.30, 1.29 higher than a week ago. The steer/heifer spread is 29.52.

Missouri Stocker Formula - Steers




*Graph is updated the first Monday of each month. Axis value ranges may be updated to reflect data points.

NATIONAL BOXED BEEF CUTOUT/BOXED BEEF CUTS

<u>DATE</u>	<u>CHOICE</u>	<u>SELECT</u>	<u>TOTAL LOADS</u>
12/4	294.99	262.83	169
12/5	293.75	259.13	155
12/6	290.56	259.90	235
12/7	289.84	258.83	218
12/8	288.01	257.90	167
5 Day Simple Average	291.43	259.72	

Boxed Beef Cuts December 2023



*Axis value ranges may be updated to reflect data points.

WEEKLY LIVESTOCK SLAUGHTER 12/09/23

	<u>CATTLE</u>	<u>HOGS</u>	<u>SHEEP</u>
Week to Date:	635,000	2,687,000	38,000
Last Week:	635,000	2,695,000	42,000
Last Year:	648,000	2,579,000	36,000

The Weekly Market Summary, as well as historical summaries, are available on our website <https://agmarketnews.mo.gov/summaries>
 Market News Hotline: 1-573-522-9244

SOUTHWEST MISSOURI WEEKLY SUMMARY

(Joplin and Springfield)

Receipts: 16,868 Week ago: 11,761 Year Ago: 15,069

Compared to last week, steers and heifers uneven from 6.00 lower to 10.00 higher. Slaughter cows 2.00 to 4.00 lower and slaughter bulls steady to 3.00 lower.

FEEDER STEERS: Medium and Large 1

Pkg 301 lbs.	300.00
400-500 lbs.	275.00-305.00
500-600 lbs.	240.00-290.00
600-700 lbs.	220.00-256.00
700-800 lbs.	211.00-234.00
800-900 lbs.	217.00-227.50
900-1000 lbs.	203.00-210.50

FEEDER HEIFERS: Medium and Large 1

300-400 lbs.	234.00-270.00
400-500 lbs.	225.00-260.00
500-600 lbs.	211.00-237.50
600-700 lbs.	194.00-224.50
700-800 lbs.	190.00-218.50
22 hd 868 lbs.	192.50

FEEDER HOLSTEIN STEERS Large 3

Scarce Scarce

SLAUGHTER COWS: Breaking and Boning (70-85% Lean) 82.00-100.00, high dressing 94.00-108.00; low dressing 81.00-89.00. Lean (85-90%) 75.00-89.00

SLAUGHTER BULLS: Yield Grade 1-2 1215-2370 lbs. 103.00-116.50; high dressing 116.00-125.00; low dressing 93.50-106.00

BRED COWS: Medium and Large 1 2-8 yrs 1380-1420 lbs 2nd/3rd stage 1550.00-1675.00. Medium and Large 1-2 2-8 yrs 950-1375 lbs 2nd/3rd stage 1200.00-1650.00, 1st stage 1375.00-1535.00; >8 yrs 1070-1315 lbs 2nd/3rd stage 1025.00-1350.00 per head

BRED HEIFERS: Medium and Large 1-2 <2 yrs 953-1075 lbs 2nd/3rd stage 13525.00-1425.00 per head

COW & CALF PAIRS: Medium and Large 1-2 2-8 yrs 1190-1700 lbs with <150 lb calves 1450.00-1850.00; 2-8 yrs 1525-1700 lbs with >300 lb calves 1900.00-1975.00; >8 yrs 1190 lbs with 150-300 lb calves 1450.00 per pair

SOUTH CENTRAL MISSOURI WEEKLY SUMMARY

(West Plains, Phillipsburg)

Receipts: 6,360 Week ago: 9,408 Year Ago: 7,293

Compared to last week, steers and heifers uneven from 8.00 lower to 5.00 higher. Slaughter cows and bulls 1.00 to 5.00 lower.

FEEDER STEERS: Medium and Large 1

300-400 lbs.	297.00-315.00
400-500 lbs.	270.00-292.50
500-600 lbs.	237.50-268.00
600-700 lbs.	217.00-250.50
700-800 lbs.	206.00-218.00

FEEDER HEIFERS: Medium and Large 1

400-500 lbs.	231.00-264.00
500-600 lbs.	216.00-234.00
600-700 lbs.	189.00-222.00
Pkg 714 lbs.	195.00

FEEDER HOLSTEIN STEERS Large 3

Scarce Scarce

SLAUGHTER COWS: Breaking and Boning (70-85% lean) 80.00-96.00, high dressing 90.00-110.00; low dressing 68.00-86.00. Lean (85-90%) 72.50-85.00

SLAUGHTER BULLS: Yield Grade 1-2 1100-2385 lbs. 100.00-116.00; high dressing 118.00-122.00; low dressing 77.00-101.00

BRED COWS: Medium and Large 1 2-8 yrs 1150-1463 lbs 2nd/3rd stage 1800.00-2035.00 per head. Medium and Large 1-2 2-8 yrs 895-1565 lbs 2nd/3rd stage 1050.00-1775.00, 1st stage 900.00-1460.00 per head

BRED HEIFERS: Medium and Large 1 <2 yrs 1082-1237 lbs 2nd/3rd stage 2175.00-2375.00. Medium and Large 1-2 <2 yrs 996 lbs 3rd stage 1775.00 per head

COW & CALF PAIRS: Medium and Large 1-2 2-8 yrs 900-1375 lbs with 150 to >300 lb calves 1625.00-2125.00; pkg 1175 lbs rebred 1st stage with >300 lb calves 2350.00; >5 yrs 1075-1525 lbs some rebred 1st stage with <150 to >300 lb calves 1975.00-2450.00 per pair

WEST CENTRAL MISSOURI WEEKLY SUMMARY

(Kingsville, Windsor, Butler)

Receipts: 8,743 Week ago: 5,505 Year ago: 8,733

Compared to last week, steers and heifers uneven mostly from 5.00 higher on calves and 5.00 lower on yearlings. However, some 400-500 lbs calves 5.00 to 15.00 higher. Slaughter cows steady to 4.00 lower.

FEEDER STEERS: Medium and Large 1

350-400 lbs.	299.00-322.00
400-500 lbs.	271.00-323.00
500-600 lbs.	242.00-307.50
600-700 lbs.	224.00-258.85
700-800 lbs.	216.25-240.00
800-900 lbs.	223.00-228.85

FEEDER HEIFERS: Medium and Large 1

300-400 lbs.	235.00-272.00
400-500 lbs.	233.00-285.00
500-600 lbs.	216.00-253.00
600-700 lbs.	206.00-239.75
700-800 lbs.	193.50-224.75
800-900 lbs.	192.00-193.75
900-1000 lbs.	171.50-188.00

SLAUGHTER BULLS: Yield Grade 1-2 1265-2125 lbs 106.00-118.00; high dressing 118.00-124.00, low dressing 87.00-99.00

SLAUGHTER COWS: Breaking and Boning (70-85% lean) 78.50-98.00, high dressing 91.00-112.00; low dressing 71.00-86.50. Lean (85-90%) 73.00-83.50

BRED COWS: Medium and Large 1-2 2-4 yrs 1091 lbs 2nd/3rd stage 1685.00; >8 yrs 1245 lbs 2nd/3rd stage 1200.00 per head

COW & CALF PAIRS: Scarce

NORTHEAST MISSOURI WEEKLY SUMMARY

(Bowling Green, Kingdom City, Palmyra)

Receipts: 8,063 Week ago: 3,331 Year ago: 6,282

Compared to last week, early week steer calves 10.00 to 20.00 higher, yearling steers lower undertone, heifers steady; late week feeders mostly steady. Slaughter cows steady.

FEEDER STEERS: Medium and Large 1

400-500 lbs.	285.00-302.50
500-600 lbs.	244.00-286.00
600-700 lbs.	223.00-255.00
700-800 lbs.	216.00-232.25
850-900 lbs.	210.50-212.00
900-950 lbs.	197.50-215.75

FEEDER HEIFERS: Medium and Large 1

400-500 lbs.	237.00-270.00
500-600 lbs.	222.00-247.00
600-700 lbs.	208.50-229.75
700-750 lbs.	203.50-216.75
850-900 lbs.	196.75-205.00
43 hd 947 lbs.	185.00

SLAUGHTER BULLS: Yield Grade 1-2 1320-2450 lbs 103.00-119.50; couple high dressing 120.00-121.00; low dressing 81.00-109.00.

SLAUGHTER COWS: Breaking and Boning, (70-85% lean) 75.00-103.00; high dressing 82.00-117.00; low dressing 67.00-93.00. Lean (85-90%) 70.00-89.00.

SLAUGHTER STEERS: Choice 2-3 169.50-175.00, low dressing 163.50-165.00. Select 1-2 141.00-162.00.

SLAUGHTER HEIFERS: Choice 2-3 172.00-173.50, low dressing 163.00-167.50. Select 1-2 155.00.

BRED COWS: Medium and Large 1 2-8 yrs 1175-1646 lbs 2nd/3rd stage 2000.00-250.00; >5 yrs 1340-1578 lbs 2nd stage 1450.00-1600.00 per head

COW/CALF PAIRS: Medium and Large 1 2-8 yrs 1100-1250 lbs with 150- >300 lb calves 2400.00-2900.00; >5 yrs 1150 lbs with 150-300 lb calves 2000.00 per pair

NORTH CENTRAL MISSOURI WEEKLY SUMMARY

(Macon, Unionville, Green City, New Cambria)

Receipts: 3,329 Week ago: 3,709 Year ago: 4,789

Compared to last week, steers and heifers mostly 5.00 to 10.00 higher, with plainer types and unweaned steady. Slaughter cows 4.00 to 7.00 lower.

*Some sale barns on a bi-weekly schedule and may not have a sale each week.

FEEDER STEERS: Medium and Large 1

400-500 lbs.	271.00-315.00
500-600 lbs.	269.00-307.25
600-650 lbs.	251.00-266.25
700-800 lbs.	220.00-235.50
800-900 lbs.	220.00-230.75

FEEDER HEIFERS: Medium and Large 1

400-500 lbs.	266.00-297.00
500-600 lbs.	234.00-255.00
600-650 lbs.	227.50-235.00
700-750 lbs.	216.00-219.00

SLAUGHTER BULLS: Yield Grade 1-2 1460-2300 lbs 92.00-119.00; high dressing 127.50-134.00

SLAUGHTER COWS: Breaking and Boning, (70-85% lean) 80.00-97.50; high dressing 94.00-108.50; low dressing 72.00-86.50. Lean (85-90%) 70.00-86.00

BRED COWS: Scarce

COW & CALF PAIRS: Scarce

SOUTHEAST MISSOURI WEEKLY SUMMARY

(Jackson and Farmington)

Receipts: 3,395 Week ago: 1,691 Year ago: 2,944
 Compared to last week, steers and heifers uneven from 12.00 lower to 5.00 higher. Slaughter cows steady and slaughter bulls 1.00 lower.

FEEDER STEERS:

Medium and Large 1

300-400 lbs.	250.00-292.00
400-500 lbs.	240.00-285.00
500-600 lbs.	225.00-262.00
600-700 lbs.	214.00-236.00
700-800 lbs.	185.00-217.00
800-900 lbs.	183.00-210.00

FEEDER HEIFERS:

Medium and Large 1

300-400 lbs.	215.00-240.00
400-500 lbs.	210.00-247.00
500-600 lbs.	211.00-247.00
600-700 lbs.	171.00-210.00
700-800 lbs.	171.00-222.00
800-850 lbs.	175.00-180.00

SLAUGHTER BULLS: Yield Grade 1-2 1235-2175 lbs 90.00-107.00; high dressing 106.00-110.50

SLAUGHTER COWS: Breaking and Boning (75-85% lean) 75.00-88.00; high dressing 87.00-100.00. Lean (85-90% lean) 60.00-78.00

BRED COWS: Medium and Large 2 2-8 yrs 975-1545 lbs 2nd/3rd stage 1025.00-1700.00 per head

COW & CALF PAIRS: Scarce

EAST CENTRAL MISSOURI WEEKLY SUMMARY

(Cuba, Vienna)

Receipts: 3,659 Week ago: 2,730 Year ago: 4,892
 Compared to last week, feeders uneven with steers 6.00 lower to 15.00 higher, spots 20.00 higher near 500 lbs. Feeder heifers 5.00 lower to 10.00 higher. Slaughter cows 1.00 to 4.00 lower.

FEEDER STEERS:

Medium and Large 1

400-500 lbs.	267.50-318.00
500-600 lbs.	239.00-286.00
600-700 lbs.	219.00-253.00
700-800 lbs.	214.50-228.00
800-850 lbs.	206.00-211.50

FEEDER HEIFERS:

Medium and Large 1

400-500 lbs.	230.00-256.00
500-600 lbs.	219.00-254.00
600-700 lbs.	202.00-224.50
700-800 lbs.	184.00-197.00
850-900 lbs.	170.00-175.00

SLAUGHTER BULLS: Yield Grade 1-2 1360-2090 lbs 96.00-116.00; low dressing 82.00-100.00

SLAUGHTER COWS: Breaking and Boning, (70-85% lean) 84.00-92.00; high dressing 92.00-99.00; low dressing 78.00-85.00. Lean (85-90%) 77.50-86.00

BRED COWS: Medium and Large 1-2 5-8 yrs 1404 lbs 2nd stage 1525.00 per head

COW & CALF PAIRS: Scarce

NORTHWEST MISSOURI WEEKLY SUMMARY

(Tina)

Receipts: 1,335 Two Weeks Ago: 2,653 Year Ago: 2,604
 Compared to two weeks ago, bulk of feeders 10.00 to 15.00 lower in most classes. Slaughter cows and bulls 2.00 to 4.00 lower.

FEEDER STEERS:

Medium and Large 1

300-400 lbs.	285.00-306.00
400-500 lbs.	250.00-265.50
500-600 lbs.	229.00-258.50
600-700 lbs.	220.00-242.50
700-750 lbs.	221.00-225.00

FEEDER HEIFERS:

Medium and Large 1

Pkg 398 lbs.	236.00
400-500 lbs.	232.00-242.50
500-600 lbs.	219.00-240.00
600-650 lbs.	216.00-226.00

SLAUGHTER BULLS: Yield Grade 1-2 1385-2300 lbs 101.00-118.00; couple low dressing 84.00-88.00

SLAUGHTER COWS: Breaking and Boning, (70-85% lean) 71.00-100.00; high dressing 101.00-106.50. Lean (85-90%) 71.00-91.00

BRED COWS: Scarce

COW & CALF PAIRS: Scarce

AFTERNOON NATIONAL SLAUGHTER CATTLE REVIEW

Thus far for Friday in the Texas Panhandle, Nebraska and the Western Cornbelt negotiated cash trade has been limited on light demand. In Kansas negotiated cash trade has been at a standstill. The most recent live FOB purchases in the Southern Plains were Wednesday at 171.00. In Nebraska the most recent live FOB purchases were Wednesday from 170.00-171.00, mostly at 171.00, with dressed delivered purchases from 267.00-271.00. In the Western Cornbelt the most recent live FOB purchases were Wednesday from 169.00-171.00, with dressed purchases traded mostly at 270.00.

Negotiated Cash Sales:

Confirmed:	2,485	Week Ago:	4,821	Year Ago:	16,026
Week to date:	63,021	Week Ago:	66,554	Year Ago:	49,279

<u>Live Basis</u>	<u>Steers</u>	<u>Heifers</u>
Over 80% Choice	168.00-169.00, avg 168.72	166.00-168.00, avg 167.36
65-80% Choice	-	169.00
35-65% Choice	169.00	-
0-35% Choice	-	-
Total All Grades	168.00-169.00, avg 168.78	166.00-169.00, avg 168.61
<u>Dressed Basis</u>		
Over 80% Choice	265.00	-
65-80% Choice	-	-
35-65% Choice	-	-
0-35% Choice	-	-
Total All Grades	265.00	-

<u>All Beef Type Steers/Heifers</u>	<u>Head</u>	<u>Avg Wt</u>	<u>Price Range</u>	<u>Wtd Avg</u>
Live FOB	2,205	1487.6	163.00-170.00	168.39
Live Del	-	-	-	-
Dressed Del	280	981.4	265.00-270.00	269.34
Dressed FOB	-	-	-	-

WEEKLY COMMODITY FUTURES TRENDS

Compared to last week, Live Cattle 1.23 to 3.82 lower, Wheat 0.18 to 1.13 lower, Feeder Cattle Jan 0.88 higher, others 1.15 to 3.97 lower.

Daily Futures Closes

	Mon.	Tues.	Wed.	Thu.	Fri.
Cattle					
Dec	167.25	168.50	163.45	162.35	165.45
Feb	167.07	168.97	163.55	162.52	165.72
Apr	169.70	171.50	166.67	165.95	169.30
Jun	166.27	167.85	164.27	163.65	166.32
Aug	166.67	168.02	164.92	164.30	166.62
Lean Hogs					
Dec	68.05	66.82	67.55	67.55	68.42
Feb	70.80	69.35	69.30	67.77	68.97
Apr	77.55	76.10	75.95	74.62	76.15
May	84.72	83.60	83.60	82.10	83.30
Jun	93.25	92.35	92.30	90.50	91.42
Fdr Cat					
Jan	210.52	214.70	210.15	210.27	215.30
Mar	213.57	217.47	211.75	211.17	216.07
Apr	217.42	221.37	215.65	214.42	219.20
May	221.07	224.95	219.42	217.60	222.67
Aug	234.92	238.40	232.62	230.30	235.00
Milk					
Dec	16.16	16.32	16.33	16.27	16.20
Jan	16.36	16.80	16.99	16.59	16.34
Feb	16.69	17.02	17.23	16.83	16.73

WEEKLY COMMODITY GRAIN FUTURES TRENDS

Compared to last week, Soybeans 0.21 to 0.24 lower, Wheat 0.12 to 0.38 higher, Corn steady to 0.01 lower, KC Wheat 0.10 to 0.14 higher, Soybean Meal 1.10 to 8.80 lower.

Daily Grain Futures Closes

	Mon.	Tues.	Wed.	Thu.	Fri.
Soybeans					
Jan	1306 1/4	1305 1/2	1295 1/2	1311 3/4	1304
Mar	1326 1/2	1326 1/2	1315 1/2	1330 1/4	1323
May	1342	1342 1/2	1330	1344 1/4	1337 1/4
Jul	1350 1/4	1350 1/4	1336 1/2	1350 1/2	1344
Aug	1330 3/4	1330 1/2	1315 3/4	1329 1/4	1323 1/4
Wheat					
Dec	595 3/4	620 3/4	615 3/4	626	615
Mar	620 1/2	631 1/4	633 1/2	642 1/4	631 3/4
May	634	644	643 3/4	649 1/2	640 1/2
Jul	643 1/2	651 1/2	648 1/2	653	645 1/2
Sep	655 1/4	660 3/4	656 1/4	660 3/4	654 3/4
Corn					
Dec	460 1/4	468 1/2	464 3/4	468 1/4	465 3/4
Mar	485 1/2	490 1/2	484 1/4	488	485 1/2
May	497	502	495 3/4	499 1/2	497 1/2
Jul	505 3/4	510 1/4	504	508	506
Sep	507 1/2	510 3/4	504 3/4	508 1/2	507 1/2
KC Wheat					
Dec	656 1/4	657 1/2	650 3/4	662 1/4	655 3/4
Mar	657 3/4	662 3/4	656	667 1/2	661
May	661 3/4	666 3/4	659 1/2	669 1/2	666 1/2
Jul	665 1/2	670	663 3/4	670 1/2	669 3/4
Sep	676 1/2	680	673 1/4	679 1/4	678 1/2
SB Meal					
Dec	422.30	433.70	424.40	424.50	424.20
Jan	408.30	417.80	408.50	406.80	404.70
Mar	399.30	404.00	398.00	397.60	395.80
May	395.20	399.30	394.20	394.50	393.00
Jul	395.40	399.10	394.30	394.90	393.80

MISSOURI GRAIN WEEKLY TRENDS

Compared to last week, Soybeans 0.14 to 0.21 lower, Wheat 0.29 to 0.48 higher, Corn 0.01 to 0.10 higher, Sorghum steady to 0.03 lower.

Area	#1 Soybeans	#2 Soft Wheat	#2 Corn	#2 Grain Sorghum
Kansas City				
Friday**	13.05-13.40	5.67	4.64-4.83	5.14
Monday	12.86-13.21	5.86	4.66-4.85	5.16
Tuesday	12.86-13.21	5.96	4.71-4.90	5.21
Wednesday	12.76-13.11	5.99	4.64-4.84	5.14
Thursday	12.92-13.27	6.07	4.68-4.88	5.18
Friday	12.84-13.19	5.97	4.66-4.86	5.16
St. Louis				
Friday**	13.21-13.23	5.92-5.97	4.73-7.75	5.14
Monday	13.02-13.05	6.11-6.16	4.77-4.79	5.11
Tuesday	13.03	6.21-6.32	4.82-4.83	5.16
Wednesday	12.94	6.24-6.38	4.79	5.09
Thursday	13.10-13.11	6.32-6.46	4.83-4.84	5.13
Friday	13.07-13.09	6.22-6.36	4.82-4.83	5.10
Central				
Friday**	12.85-12.95	5.42	4.54	—
Monday	12.66-12.76	5.61	4.56	—
Tuesday	12.66-12.76	5.71	4.61	—
Wednesday	12.56-12.66	5.74-5.84	4.54	—
Thursday	12.72-12.82	5.82-5.92	4.58	—
Friday	12.64-12.74	5.72-5.82	4.56	—
S.E. MO				
Friday**	13.12-13.20	—	4.59-4.74	—
Monday	12.86-13.01	—	4.65-4.74	—
Tuesday	12.87-12.92	—	4.69-4.77	—
Wednesday	12.80-12.82	—	4.62-4.70	—
Thursday	12.96-13.17	—	4.70-4.83	—
Friday	12.86-13.09	—	4.68-4.81	—

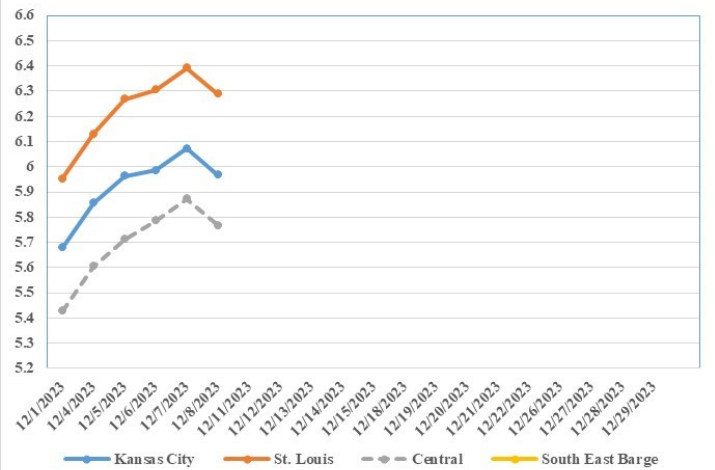
(PRICES PER BUSHEL) *NEW CROP **PREVIOUS WEEK'S PRICES
*Bids calculated using Kansas City, St. Louis, and St. Joseph bids

MONTHLY GRAIN CROP

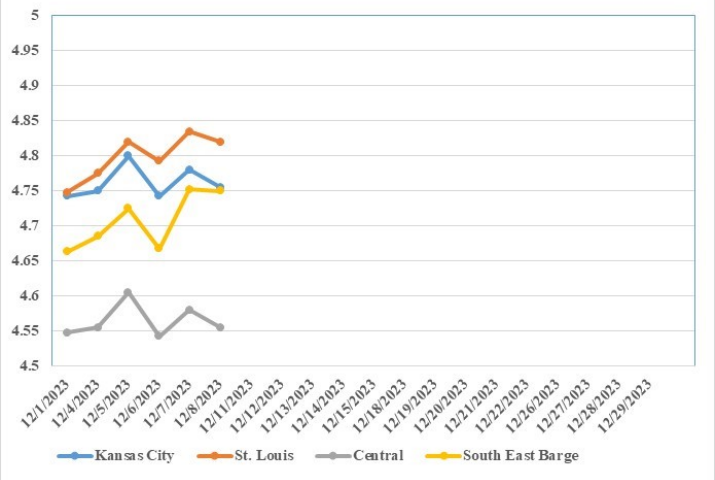
December 2023 Soybean Bids



December 2023 Wheat Bids



December 2023 Corn Bids



*Axis value ranges may be updated to reflect data points.

WHOLESALE FEEDSTUFFS PRICES

(DOLLARS PER TON-BULK BASIS) 12/08/23

Area	Soybean Hulls Pellets	Soybean Meal 46.5-48%	Corn Gluten Pellets 21%	Wheat Middlings
Kansas City	191.67	n/a	267.50	181.67
St. Louis	n/a	n/a	267.50	171.67

GRAIN CRUSHINGS AND CO-PRODUCTS

Total corn consumed for alcohol and other uses was 511 million bushels in October 2023. Total corn consumption was up 7 percent from September 2023 and up 1 percent from October 2022. October 2023 usage included 92.5 percent for alcohol and 7.5 percent for other purposes. Corn consumed for beverage alcohol totaled 6.42 million bushels, up 19 percent from September 2023 and up 40 percent from October 2022. Corn for fuel alcohol, at 461 million bushels, was up 7 percent from September 2023 and up 3 percent from October 2022. Corn consumed in October 2023 for dry milling fuel production and wet milling fuel production was 92.0 percent and 8.0 percent, respectively.

Dry mill co-product production of distillers dried grains with solubles (DDGS) was 1.80 million tons during October 2023, up 6 percent from September 2023 and up 3 percent from October 2022. Distillers wet grains (DWG) 65 percent or more moisture was 1.38 million tons in October 2023, up 5 percent from September 2023 but down 1 percent from October 2022.

Wet mill corn gluten feed production was 265,908 tons during October 2023, up 8 percent from September 2023 but down 1 percent from October 2022. Wet corn gluten feed 40 to 60 percent moisture was 212,424 tons in October 2023, up 8 percent from September 2023 and up 2 percent from October 2022.

OILSEED CRUSHINGS, PROD. CONSUMPTION, STOCKS

Soybeans crushed for crude oil was 6.04 million tons (201 million bushels) in October 2023, compared with 5.24 million tons (175 million bushels) in September 2023 and 5.90 million tons (197 million bushels) in October 2022. Crude oil produced was 2.38 billion pounds up 14 percent from September 2023 and up 2 percent from October 2022. Soybean once refined oil production at 1.89 billion pounds during October 2023 increased 9 percent from September 2023 and increased 5 percent from October 2022.

Canola seeds crushed for crude oil was 208,071 tons in October 2023, compared with 217,153 tons in September 2023 and 208,459 tons in October 2022. Canola crude oil produced was 165 million pounds, down 3 percent from September 2023 and down 3 percent from October 2022. Canola once refined oil production, at 174 million pounds during October 2023, was up 18 percent from September 2023 and up 8 percent from October 2022.

Cottonseed once refined oil production, at 35.0 million pounds during October 2023, was down 4 percent from September 2023 and down 12 percent from October 2022.

Edible tallow production was 76.0 million pounds during October 2023, down 19 percent from September 2023 and down 6 percent from October 2022. Inedible tallow production was 318 million pounds during October 2023, up 9 percent from September 2023 but down 15 percent from October 2022. Technical tallow production was 109 million pounds during October 2023, up 10 percent from September 2023 but down 4 percent from October 2022. Choice white grease production, at 105 million pounds during October 2023, increased 4 percent from September 2023 but decreased 3 percent from October 2022.

MISSOURI WEEKLY HAY SUMMARY 12/07/23

Despite several areas of the state getting light precipitation since last weekend, over 92 percent of the state is included on the drought monitor. Weather conditions have been warmer than what we usually see in December, but some frost has been seen in the morning before warming in the afternoons. A majority of cattle producers are feeding hay at this point. Hay movement and demand remain moderate, the supply of hay is light to moderate, and prices mostly steady. The Missouri Department of Agriculture has a hay directory at <https://apps.mda.mo.gov/haydirectory> or visit the University of Missouri Extension feed stuff finder at <https://feedstufffinder.org>

Alfalfa - Supreme 250.00-300.00, small square 10.00-15.00 per bale

Alfalfa - Premium 200.00-250.00

Alfalfa - Good 150.00-200.00, small square 5.00-10.00 per bale

Alfalfa - Fair 125.00-150.00

Alfalfa/grass mix - Good/Premium small square 5.00-10.00 per bale

Mixed grass - Good/Premium 150.00-225.00

Mixed grass - Fair/Good 100.00-175.00, small square 5.00-8.00 per bale

Mixed grass - Fair 50.00-100.00 per large round bale

Wheat straw - 4.00-7.00 per small square bale

Please Note: The above volumes (tonnage, acres, and bales) listed are for confirmed trades only, it does not include estimated volume (tonnage) for bids or offers to the trade. List your hay for sale at: [Hay Listing Online Form](#). Explanation of Hay Quality Guidelines: [Hay Quality Designation Guidelines](#). Glossary of Terms: [Livestock, Poultry, & Grain Hay Terms](#)

MISSOURI WEEKLY SHEEP/GOAT AUCTION SUMMARY

Receipts: 1,593 Week Ago: 967 Last Year: 350

SHEEP: Feeder lambs Small and Medium 1-2 hair 30-55 lbs 255.00-290.00, thin 175.00-215.00.

Slaughter lambs Choice and Prime 1-3 w/s 80-90 lbs 210.00-212.50. Choice and Prime 1-3 hair 50-70 lbs 250.00-295.00; 70-80 lbs 225.00-260.00; 80-90 lbs 185.00-237.50; 120-125 lbs 165.00. Choice 1-3 hair 50-70 lbs 225.00-262.50; pkg 72 lbs 185.00; pkg 100 lbs 135.00. Good 1-2 hair 55-65 lbs 180.00-210.00. Slaughter ewes Good 2-3 hair pkg 78 lbs 120.00; 85-110 lbs 90.00-112.50. Utility and Good 1-3 hair 80-90 lbs 75.00-95.00; 90-130 lbs 80.00-105.00. Cull and Utility 1-2 hair pkg 81 lbs 70.00; pkg 92 lbs 50.00; pkg 111 lbs 65.00. Slaughter bucks 1-2 hair 160-180 lbs 115.00-145.00.

Replacement ewes Small and Medium 1-2 hair 1-2 yrs 115-125 lbs exp 115.00-125.00; 2-4 yrs 85-145 lbs exp 117.50-135.00.

Families Small and Medium 1-2 2-4 yrs 115 lbs exp with <20 lb lambs 230.00 per family. Hair bucks Small and Medium 1-2 <1 yrs 90-105 lbs 205.00-225.00.

GOATS: Feeder kids Selection 1 35-50 lbs 280.00-320.00. Selection 2 30-50 lbs 225.00-265.00, pygmies 205.00. Selection 3 pkg 29 lbs pygmies 160.00; pkg 33 lbs 145.00, pygmies 160.00-170.00; 48 lbs 160.00-170.00, pygmies 105.00. Wether kids Selection 1 16 hd 46 lbs 325.00. Selection 2 40-50 lbs 240.00-255.00. Selection 3 pkg 38 lbs pygmies 175.00.

Slaughter kids Selection 1 50-70 lbs 255.00-300.00. Selection 2 50-60 lbs 232.50-265.00, pygmies 250.00; 65-80 lbs 200.00-245.00; 80-90 lbs 185.00-235.00. Selection 3 55-70 lbs 145.00-170.00. Slaughter nannies/does Selection 1-2 55-90 lbs 90.00-130.00, pygmies 135.00, thin 75.00; 90-190 lbs 90.00-130.00, thin 75.00. Slaughter bucks/billies Selection 1-2 pkg 60 lbs pygmies 80.00; pkg 82 lbs 160.00; 90-130 lbs 165.00-182.50. Slaughter wethers Selection 1-2 pkg 64 lbs 165.00; pkg 95 lbs 285.00; pkg 105 lbs 250.00. Wether kids Selection 1 50-110 lbs 285.00-297.50.

Replacement nannies/does Selection 1-2 1-2 yrs 70-75 lbs exp 180.00-192.50; 2-4 yrs pkg 101 lbs exp 165.00; 163 lbs exp 145.00.

Families Selection 1-2 2-4 yrs 105 lbs exp with <20 lb kids 170.00-300.00 per family.

Explanatory Notes: Stage - Represents estimated lambing/kidding period (Open, Exp=exposed, Bred, Fall = Sep-Nov, Win = Dec-Feb, Spr = Mar-May, Sum=Jun-Aug; w/s = woolled and shorn; /hd = per head; /fam=per family
All price CWT unless otherwise noted.

MISSOURI DROUGHT MONITOR

Date	None	D0	D1	D2	D3	D4
12/05/23	8.12	23.62	43.58	23.71	0.97	0
11/28/23	13.70	19.83	42.15	23.41	0.91	0.0
12/06/22	18.86	41.02	31.23	8.41	0.48	0

Reflects percentage of Missouri impacted by drought. D0 Abnormally Dry; D1 Moderate Drought; D2 Severe Drought; D3 Extreme Drought; D4 Exceptional Drought

NATIONAL DIRECT DELIVERED FEEDER PIG REPORT

12/08/23 Receipts: 164,322 Week ago: 107,793 Year Ago: 68,391
Early weaned pigs and Feeder pigs steady to 2.00 per head higher.
Early weaned pigs 10-12 lbs. basis: Cash 100,545 head 21.00-41.00, weighted average 32.23
Formula 49,352 head 32.82-63.15, weighted average 37.43
Feeder pigs 40 pounds basis: Cash 14,425 head 34.00-51.00, weighted average 46.11

NATIONAL DAILY DIRECT PRIOR DAY HOG REPORTS FOR 12/11/23

BARROWS AND GILTS (Carcass Basis): 2,513 head
Base Carcass Price 45.00-54.00, weighted average 51.22

SOWS (Live Basis): 7,162 head
300-500 lbs. 23.00-62.00
Over 500 lbs. 42.13-63.00

MISSOURI WEEKLY DIRECT SLAUGHTER CATTLE REPORT 12/08/23

Weekly Receipts: 200 Week ago: 240 Year ago: 280

Trading as of Friday morning, flat dressed sales 3.00-5.00 lower and grid dressed sales inactive.

LIVE STEERS & HEIFERS: No sales reported
DRESSED STEERS & HEIFERS: 3 loads flat Wed 272.00; 2 loads Thu 270.00

GRADE AND WEIGHT (Grid): No sales reported

Click here for the current [National Crop Progress](#)
Click here for the current [Missouri Crop Progress](#)
The current hay directory can be found at: [Hay Directory](#).