

Weekly Market Summary

Published by:
Missouri Department of Agriculture
Ag Business Development Division
Market News Program



Chris Chinn, Director
 Jill Wood, Division Director
 Tony Hancock, Editor
<http://www.ams.usda.gov/marketnews.htm>
[agmarketnews.mo.gov](http://www.ams.usda.gov/marketnews.htm)

Michael L. Parson, Governor

Volume XLIII, Number 51 ♦ P.O. Box 630, Jefferson City, MO 65102 ♦ (573) 751-4211 ♦ Tue, Dec 26, 2023

MISSOURI WEEKLY FEEDER CATTLE WEIGHTED AVERAGE REPORT

Receipts: 22,889 Week ago: 30,530 Year ago: 19,877

Steers and Heifers Medium and Large 1—Weighted average weights and prices

STEERS: Medium and Large 1

323 lbs. 286.82	526 lbs. 284.03	723 lbs. 233.20	917 lbs. 212.14
375 lbs. 300.12	575 lbs. 270.31	765 lbs. 232.77	
424 lbs. 302.83	622 lbs. 247.71	818 lbs. 224.95	
476 lbs. 291.06	673 lbs. 240.15	868 lbs. 217.68	

HEIFERS: Medium and Large 1

331 lbs. 265.04	526 lbs. 234.49	721 lbs. 217.79
384 lbs. 264.41	576 lbs. 234.19	768 lbs. 210.63
426 lbs. 249.95	623 lbs. 223.72	817 lbs. 200.20
477 lbs. 251.00	681 lbs. 219.16	871 lbs. 193.30

MISSOURI STEER (HEIFER) STOCKER FORMULA 12/25/2023

Monday's Missouri Stocker formula consists of **3219 (3566)** head with a weighted average weight of **551.02 (538.65)** lbs. and a price value of **263.20 (229.11)**, 9.01 higher (6.23 higher) than last week.

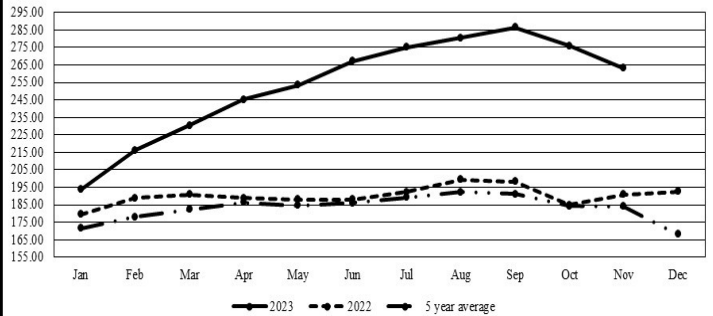
This a rolling seven day calculated weighted value which combines all Feeder Steers reported by MDA/USDA Market News Service weighing from 400-649 lbs. in the Medium and Large 1 and Medium and Large 1-2 frame and muscle classifications, including all comment cattle except Brahman X. Heifer values are in parentheses.

MISSOURI WEEKLY CATTLE AUCTION SUMMARY

Compared to last week, feeders sold mostly 5.00 to 10.00 higher with spots of 15.00 higher. The supply of feeders was moderate as the majority of barns held their last sale of the year. Loads of yearlings outnumbered the supply of calves which is something that hasn't been seen for quite a while, 65 percent of the feeder offering was over 600 lbs. Early week saw very active market activity before business slowed for the holidays. Joplin Regional Stockyards kicked off the week with a big sale that included over 100 full pot loads of cattle. The monthly cattle on feed report was released on Friday. The report was viewed as slightly negative. On feed numbers were just slightly over the top side of pre report estimates and came in at 102.7. Placements were also right near the top of expectations at 98.1 and marketings were near the bottom of estimates at 92.6. A bit of moisture fell late week but in the liquid form right prior to Christmas temperatures were near 60 degrees so no one had to worry about chopping ice Christmas morning this year. A few stick out drafts this week included a load of 652 lbs. fancy steers at Joplin Regional Stockyards which sold for 259.00 another two loads of fancy 703 lb. steers also sold for 252.75. Kingsville Livestock Auction sold a load of 843 lb. steers at 235.50. On the heifer side there was several multi load drafts of light seven weights which sold from 218.00-222.60 with that top being two loads at Lolli Brothers Livestock Market. Boxed beef cutouts closed slightly higher for the week. On Friday choice closed at 292.93, up 1.29 and select closed at 261.15, up 0.33 compared to last week. Negotiated feedlot sales as of the Friday afternoon came in just over 50K head. Live sales were reported from 170.00-172.00 and dressed sales at 270.00-272.00. Missouri Stocker formula consists of 3219 head with a weighted average weight of 551.02 lbs. and a price value of 263.20, 9.01 higher than a week ago. The steer/heifer spread is 34.09.

The Weekly Market Summary, as well as historical summaries, are available on our website <https://agmarketnews.mo.gov/summaries>
 Market News Hotline: 1-573-522-9244

Missouri Stocker Formula - Steers

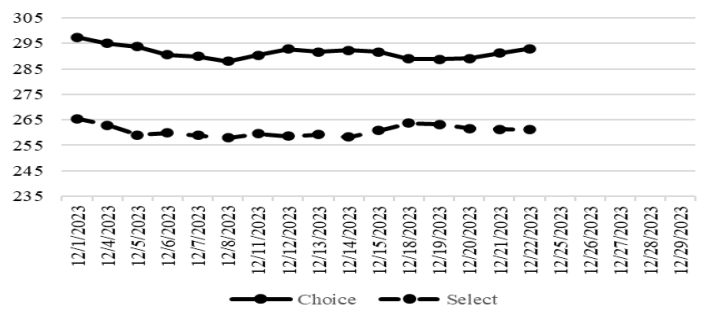


*Graph is updated the first Monday of each month. Axis value ranges may be updated to reflect data points.

NATIONAL BOXED BEEF CUTOUT/BOXED BEEF CUTS

<u>DATE</u>	<u>CHOICE</u>	<u>SELECT</u>	<u>TOTAL LOADS</u>
12/18	288.93	263.72	102
12/19	288.83	263.16	135
12/20	289.13	261.60	124
12/21	291.13	261.27	167
12/22	292.93	261.15	90
5 Day Simple Average	290.19	262.18	

Boxed Beef Cuts December 2023



*Axis value ranges may be updated to reflect data points.

WEEKLY LIVESTOCK SLAUGHTER 12/23/23

	<u>CATTLE</u>	<u>HOGS</u>	<u>SHEEP</u>
Week to Date:	621,000	2,426,000	34,000
Last Week:	649,000	2,682,000	38,000
Last Year:	552,000	1,783,000	37,000

SOUTHWEST MISSOURI WEEKLY SUMMARY

(Joplin and Springfield)

Receipts: 14,315 Week ago: 12,344 Year Ago: 10,775

Compared to last week, steers 7.00 to 18.00 higher and heifers 5.00 to 17.00 higher. Slaughter cows and bulls steady to 3.00 higher.

FEEDER STEERS:
Medium and Large 1

300-400 lbs.	298.00-325.00
400-500 lbs.	282.00-330.00
500-600 lbs.	240.00-302.00
600-700 lbs.	230.00-255.00
700-800 lbs.	210.00-244.00
800-900 lbs.	213.00-235.50
900-950 lbs.	205.00-217.00
15 hd 1111 lbs.	188.00

FEEDER HEIFERS:
Medium and Large 1

300-400 lbs.	250.00-280.00
400-500 lbs.	234.00-265.00
500-600 lbs.	218.00-243.00
600-700 lbs.	211.00-236.00
700-800 lbs.	200.00-224.50
800-900 lbs.	194.00-201.00
13 hd 1053 lbs.	174.00

FEEDER HOLSTEIN STEERS
Large 3

Scarce Scarce

SLAUGHTER COWS: Breaking and Boning (70-85% lean) 84.00-98.00, high dressing 95.00-110.00; low dressing 72.00-88.00. Lean (85-90%) 75.00-90.50

SLAUGHTER BULLS: Yield Grade 1-2 1180-2400 lbs. 103.50-119.50; high dressing 116.00-142.00; low dressing 91.50-104.00

BRED COWS: Medium and Large 1 2-4 yrs 1020-1460 lbs 2nd/3rd stage 1900.00-2500.00, fancy 2600.00-2800.00; 2-8 yrs 1085-1495 lbs 2nd/3rd stage 1700.00-2425.00, 1st stage 1700.00-1600.00 per head

BRED HEIFERS: Medium and Large 1 <2 yrs 960-1180 lbs 2nd/3rd stage 2200.00-2600.00, 1st stage 1800.00; 2-4 yrs 77 hd 1085 lbs 2nd/3rd stage 2500.00 per head

COW & CALF PAIRS: Medium and Large 1 2-8 yrs 1050-1120 lbs with <150 to 300 lb calves 2600.00-2750.00; 2-4 yrs 1090 lbs rebred 1st stage with >300 lb calves 3450.00; 2-8 yrs 1085-1120 lbs with >300 lb calves 2700.00-3100.00 per pair

SOUTH CENTRAL MISSOURI WEEKLY SUMMARY

(West Plains, Phillipsburg)

Receipts: 1,719 Week ago: 4,175 Year Ago: 2,463

Compared to last week, too few receipts across all weight ranges for an adequate comparison, however undertones were higher. Slaughter cows steady to 2.00 higher. Slaughter bulls steady.

FEEDER STEERS:
Medium and Large 1

300-400 lbs.	297.50-317.50
400-500 lbs.	280.00-310.00
500-600 lbs.	244.00-267.50
600-700 lbs.	227.00-237.00
750-800 lbs.	205.00-214.00
18 hd 855 lbs.	205.00

FEEDER HEIFERS:
Medium and Large 1

300-400 lbs.	247.50-292.50
400-500 lbs.	235.00-242.50
16 hd 532 lbs.	224.00
600-700 lbs.	206.50-214.00
Pkg 720 lbs.	192.00
21 hd 850 lbs.	187.50

FEEDER HOLSTEIN STEERS
Large 3

Scarce Scarce

SLAUGHTER COWS: Breaking and Boning (70-85% lean) 82.50-94.00, high dressing 93.00-105.00; low dressing 77.50-83.00. Lean (85-90%) 73.00-85.00

SLAUGHTER BULLS: Yield Grade 1-2 1220-2165 lbs. 102.00-114.00; high dressing 114.00-130.00; low dressing 81.00-100.00

BRED COWS: Medium and Large 1-2 2-8 yrs 1085-1375 lbs 1st to 3rd stage 1200.00-1775.00 per head

BRED HEIFERS: Medium and Large 1-2 <2 yrs 975 lbs 1st to 3rd stage 1100.00 per head

COW & CALF PAIRS: Medium and Large 1-2 2-8 yrs 1150-1320 lbs with 150-300 lb calves 1500.00-1650.00 per pair

WEST CENTRAL MISSOURI WEEKLY SUMMARY

(Kingsville, Windsor, Butler)

Receipts: 3,884 Week ago: 8,743 Year ago: 3,518

Compared to last week, feeders sold steady to 15.00 higher, slaughter cows steady to 5.00 higher.

FEEDER STEERS:
Medium and Large 1

350-400 lbs.	285.00-310.00
400-500 lbs.	277.00-324.00
500-600 lbs.	259.00-307.50
600-700 lbs.	235.00-270.00
700-800 lbs.	219.50-238.00
800-900 lbs.	220.10-235.50

FEEDER HEIFERS:
Medium and Large 1

300-400 lbs.	245.00-274.00
400-500 lbs.	240.00-278.50
500-600 lbs.	223.00-278.00
600-700 lbs.	209.50-231.00
700-800 lbs.	214.00-221.00
13 hd 882lbs.	201.00

SLAUGHTER BULLS: Yield Grade 1-2 1180-2255 lbs 104.00-115.50; high dressing 116.00-127.00; low dressing 82.50-102.00.

SLAUGHTER COWS: Breaking and Boning (70-85% lean) 82.00-103.00, high dressing 95.50-108.00; low dressing 70.00-89.00. Lean (85-90%) 69.00-83.00

BRED COWS: Medium and Large 1-2 2-8 yrs 1080-1250 lbs 2nd/3rd stage 1525.00-1710.00 per head

COW & CALF PAIRS: Medium and Large 1-2 5-8 yrs 1085-1413 lbs with 150-300 lb calves 1510.00 -1825.00 per pair

NORTHEAST MISSOURI WEEKLY SUMMARY

(Bowling Green, Kingdom City, Palmyra)

Receipts: 2,185 Week ago: 4,186 Year ago:

Compared to last week, calves under 600 lbs steady to firm, 700-800 lb steers firm to 10.00 higher, over 800 lbs higher undertone. Heifers over 600 lbs higher undertone. Slaughter cows steady to 5.00 higher.

FEEDER STEERS:
Medium and Large 1

400-500 lbs.	277.00-301.00
500-600 lbs.	249.00-275.00
600-700 lbs.	240.00-250.00
700-800 lbs.	233.10-248.25
900-950 lbs.	197.25-214.25

FEEDER HEIFERS:
Medium and Large 1

350-400 lbs.	260.00-273.00
400-500 lbs.	246.00-252.00
500-600 lbs.	222.00-240.00
600-650 lbs.	223.00-226.50
14 hd 705 lbs.	212.00

SLAUGHTER BULLS: Yield Grade 1-2 1390-2425 lbs 104.00-118.00; low dressing 93.00-106.00

SLAUGHTER COWS: Breaking and Boning, (70-85% lean) 76.00-97.00; high dressing 84.00-106.00; low dressing 66.00-87.50. Lean (85-90%) 68.00-87.50

SLAUGHTER STEERS: Choice 2 -3 165.00-170.00. Select and Choice 1-3 163.00

SLAUGHTER HEIFERS: Scarce

BRED COWS: Scarce

COW/CALF PAIRS: Scarce

NORTH CENTRAL MISSOURI WEEKLY SUMMARY

(Macon, Unionville, Green City, New Cambria)

Receipts: 2,799 Week ago: 3,857 Year ago: 1,304

*Some sale barns on a bi-weekly schedule and may not have a sale each week. Compared to last week feeders sold steady to firm with a good offering of 700-750 lbs steers up to 10.00 higher. Slaughter cows steady.

FEEDER STEERS:
Medium and Large 1

400-500 lbs.	260.00-324.00
500-600 lbs.	260.00-294.00
600-700 lbs.	246.50-271.50
700-750 lbs.	234.75-245.00

FEEDER HEIFERS:
Medium and Large 1

400-500 lbs.	232.00-279.00
500-600 lbs.	224.50-254.50
600-700 lbs.	223.00-243.50
700-750 lbs.	220.85-222.60

SLAUGHTER BULLS: Yield Grade 1-2 101.50-118.00, high dressing 12.00-123.50

SLAUGHTER COWS: Breaking and Boning, (70-85% lean) 80.00-98.00, high dressing 94.00-108.00. Lean (85-90%) 74.00-87.50

BRED COWS: Scarce

COW & CALF PAIRS: Scarce

SOUTHEAST MISSOURI WEEKLY SUMMARY

(Jackson and Farmington)

Receipts: 922 Week ago: 1,078 Year ago: 501
 Compared to last week, feeders sold steady to as much as 19.00 higher.
 Slaughter cows and bulls steady to 3.00 higher.

FEEDER STEERS:

Medium and Large 1

300-400 lbs. 250.00-294.00
 400-500 lbs. 250.00-277.00
 500-600 lbs. 235.00-274.00
 600-700 lbs. 220.00-250.00
 700-800 lbs. 202.00-229.00

FEEDER HEIFERS:

Medium and Large 1

300-400 lbs. 220.00-250.00
 400-500 lbs. 215.00-247.00
 500-600 lbs. 200.00-245.00
 600-700 lbs. 195.00-218.00
 700-800 lbs. 175.00-205.00

SLAUGHTER BULLS: Yield
 Grade 1-2 1060-2175 lbs. 85.00-
 105.50; high dressing 105.00-
 114.00; low dressing 70.00-85.00

SLAUGHTER COWS: Breaking
 and Boning (75-85% lean) 74.00-
 88.00; high dressing 87.00-108.00.
 Lean (85-90% lean) 66.00-78.00

BRED COWS: Medium and Large
 2 2-8 yrs 1095-1345 lbs 1st to 3rd
 stage 1075.00-1450.00 per head

COW & CALF PAIRS: Scarce

EAST CENTRAL MISSOURI WEEKLY SUMMARY

(Cuba, Vienna)

Receipts: 1,533 Week ago: 3,186 Year ago: 584
 Compared to last week, feeder under 550 lbs firm to 6.00 higher, over
 6.00-10.00 higher. Slaughter cows steady to 9.00 higher.

FEEDER STEERS:

Medium and Large 1

400-500 lbs. 273.00-291.00
 500-600 lbs. 256.00-270.00
 600-700 lbs. 230.00-250.00
 700-800 lbs. 220.00-234.75

FEEDER HEIFERS:

Medium and Large 1

400-500 lbs. 230.00-255.00
 500-600 lbs. 222.00-245.00
 600-700 lbs. 206.00-226.00
 Pkg 858 lbs. 179.00

SLAUGHTER BULLS: Yield
 Grade 1-2 1305-2230 lbs 98.00-
 117.50; couple high dressing
 123.00-132.00; low dressing 78.00-
 106.00

SLAUGHTER COWS: Breaking
 and Boning, (70-85% lean) 84.00-
 97.00; high dressing 90.00-104.50;
 low dressing 78.50-89.50. Lean (85-
 90%) 79.00-91.50

BRED COWS: Medium and
 Large 1-2 5-8 yrs 1110-1390 lbs
 1st to 3rd stage 1400.00-2025.00;
 >8 yrs 1387 lbs 2nd stage 1400.00
 per head

COW & CALF PAIRS: Medium
 and Large 1-2 5-8 yrs 1080-1275
 lbs with 150 to >300 lb calves
 2025.00-2925.00 per pair

NORTHWEST MISSOURI WEEKLY SUMMARY

(Tina)

Receipts: 2,092 Week ago: 1,780 Year Ago: 1,975
 Compared to last week, weaned and vaccinated feeders sold 10.00-
 15.00 higher, unweaned or fleshy cattle steady to firm. Slaughter cows
 and bulls steady to 3.00 higher.

FEEDER STEERS:

Medium and Large 1

400-500 lbs. 287.50-309.00
 500-600 lbs. 269.00-297.00
 600-700 lbs. 230.75-270.00
 700-750 lbs. 224.00-225.00
 800-850 lbs. 207.00-223.75

FEEDER HEIFERS:

Medium and Large 1

350-400 lbs. 260.00-274.00
 400-500 lbs. 244.00-270.00
 500-600 lbs. 220.00-253.50
 600-700 lbs. 225.50-233.25
 700-800 lbs. 190.00-218.00

SLAUGHTER BULLS: Yield
 Grade 1-2 1200-2210 lbs 92.00-
 111.50

SLAUGHTER COWS: Breaking
 and Boning, (70-85% lean) 83.00-
 99.00; high dressing couple 100.00-
 101.50; low dressing couple 80.00.
 Lean (85-90%) 77.00-90.50

BRED COWS: Scarce

COW & CALF PAIRS: Scarce

AFTERNOON NATIONAL SLAUGHTER CATTLE REVIEW

So far for Friday in all regions negotiated cash trading has been
 slow on light to moderate demand. In the Southern Plains, com-
 pared to last week, live FOB purchases traded 1.00 higher at
 171.00. A light test was noted. In Nebraska live FOB purchases
 traded steady to 2.00 higher from 171.00- 172.00, when compared
 to the last reported market on Thursday. A light test was noted. A
 few dressed delivered purchases traded at 271.00, however, not
 enough for a full market trend. Wednesday was the reported
 dressed delivered purchase market at 270.00. In the Western Corn-
 belt, not enough purchases for a market trend. Wednesday was the
 last reported market with live FOB purchases at 170.00 and
 dressed delivered purchases at 270.00.

Negotiated Cash Sales:

Confirmed:	18,286	Week Ago:	6,662	Year Ago:	9,970
Week to date:	50,081	Week Ago:	29,813	Year Ago:	32,537

<u>Live Basis</u>	<u>Steers</u>	<u>Heifers</u>
Over 80% Choice	170.00-172.00 avg 171.06	171.00-172.00 avg 171.72
65-80% Choice	170.00-171.00 avg 170.98	170.00-171.00 avg 170.93
35-65% Choice	171.00-171.00 avg 171.00	170.00-171.00 avg 170.71
0-35% Choice	-	-
Total All Grades	170.00-172.00 avg 171.03	170.00-172.00 avg 171.29
Dressed Basis		
Over 80% Choice	270.00-272.00 avg 270.93	270.00-271.00 avg 270.50
65-80% Choice	271.00-271.00 avg 271.00	-
35-65% Choice	-	-
0-35% Choice	-	-
Total All Grades	270.00-272.00 avg 270.94	270.00-271.00 avg 270.60

<u>All Beef Type Steers/Heifers</u>	<u>Head</u>	<u>Avg Wt</u>	<u>Price Range</u>	<u>Wtd Avg</u>
Live FOB	13,842	1405.7	170.00-175.00	171.19
Live Del	97	1518.8	171.00-176.00	172.80
Dressed Del	3097	989	270.00-272.00	270.88
Dressed FOB	750	949.20	271.00-273.00	272.07

WEEKLY COMMODITY FUTURES TRENDS

Compared to last week, Live Cattle mixed from 0.73 lower to 1.83
 higher. Lean Hogs 0.55 to 1.05 lower, Feeder Cattle 1.85 to 4.65 higher.

Daily Futures Closes

	Mon.	Tues.	Wed.	Thu.	Fri.
Cattle					
Dec	168.82	168.45	170.02	170.55	170.05
Feb	169.62	168.77	170.30	168.67	168.52
Apr	173.50	172.67	173.82	172.17	172.12
Jun	171.02	170.85	171.30	169.87	170.12
Aug	171.65	171.52	172.10	170.75	171.00
Lean Hogs					
Feb	71.57	70.55	70.22	70.65	71.35
Apr	78.57	77.60	76.92	76.95	77.57
May	84.85	84.35	83.72	83.55	83.95
Jun	93.32	92.70	92.25	91.90	92.30
Jul	94.87	94.42	93.90	93.47	93.95
Fdr Cat					
Jan	223.17	221.90	224.05	221.70	222.75
Mar	224.15	223.20	225.75	223.37	224.40
Apr	228.62	227.87	230.52	228.45	229.52
May	232.72	232.15	234.82	232.97	233.95
Aug	245.70	245.40	247.52	245.95	247.62
Milk					
Dec	16.13	16.14	16.13	16.08	16.09
Jan	15.59	15.62	15.60	15.44	15.43
Feb	15.79	15.75	15.74	15.52	15.58

WEEKLY COMMODITY GRAIN FUTURES TRENDS

Compared to last week, Soybeans 0.15 to 0.27 lower, Wheat 0.04 to 0.13 lower, Corn 0.07 to 0.10 lower, KC Wheat 0.16 to 0.20 lower, Soybean Meal 3.40 to 6.00 lower.

Daily Grain Futures Closes

	Mon.	Tues.	Wed.	Thu.	Fri.
Soybeans					
Jan	1327	1312 1/2	1308 1/4	1297 1/4	1299 3/4
Mar	1340	1322 1/2	1315 3/4	1301 3/4	1306 1/4
May	1350 3/4	1333	1326 3/4	1313 1/4	1316 3/4
Jul	1356 1/4	1339 3/4	1332 3/4	1319 1/2	1322 1/2
Aug	1336 3/4	1320 3/4	1313 1/2	1301 3/4	1304 3/4
Wheat					
Mar	617	622 3/4	610	612 1/2	616 1/4
May	628	633 1/4	621 1/4	624	627 1/2
Jul	633 3/4	638 1/2	628	631 3/4	634 3/4
Sep	643 1/4	647 1/2	638 3/4	643 1/4	645 3/4
Dec	654 3/4	658 1/4	651 3/4	657	658 3/4
Corn					
Mar	477	472 3/4	469 3/4	472 1/2	473
May	489 1/2	485 1/4	482 1/2	485 1/4	485 3/4
Jul	499 1/2	494 3/4	492 1/2	495	495 1/2
Sep	501 1/2	496 1/2	495	497 1/2	498 1/4
Dec	508 1/2	503 1/4	501 3/4	503 3/4	504 1/2
KC Wheat					
Mar	627 3/4	641 1/2	625	626 3/4	623
May	632 3/4	645 1/4	629 3/4	630 1/4	627 1/4
Jul	637 3/4	648 1/2	634 1/2	633	631 1/2
Sep	648 1/2	659 1/4	645 3/4	644	643 1/4
Dec	661 1/2	672 1/2	659 1/2	657 1/2	657 1/2
SB Meal					
Jan	412.80	403.20	399.90	395.40	399.60
Mar	401.40	392.40	388.70	386.40	391.10
May	396.90	388.70	385.50	383.80	388.00
Jul	397.00	389.30	386.30	384.80	388.70
Aug	393.60	386.50	383.90	382.70	386.50

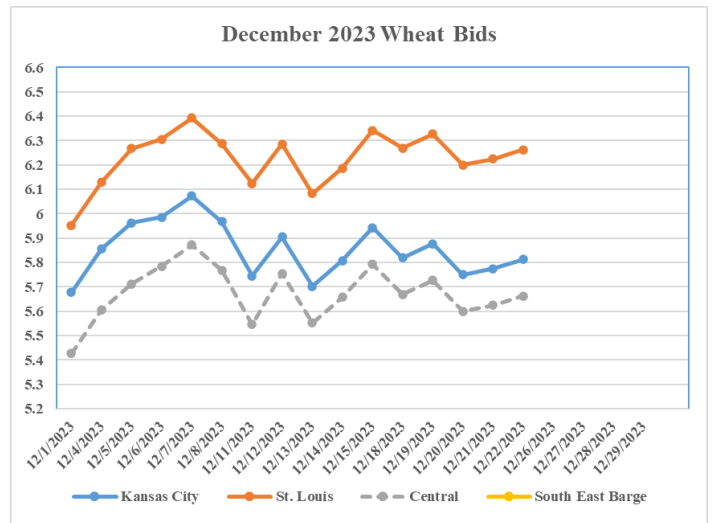
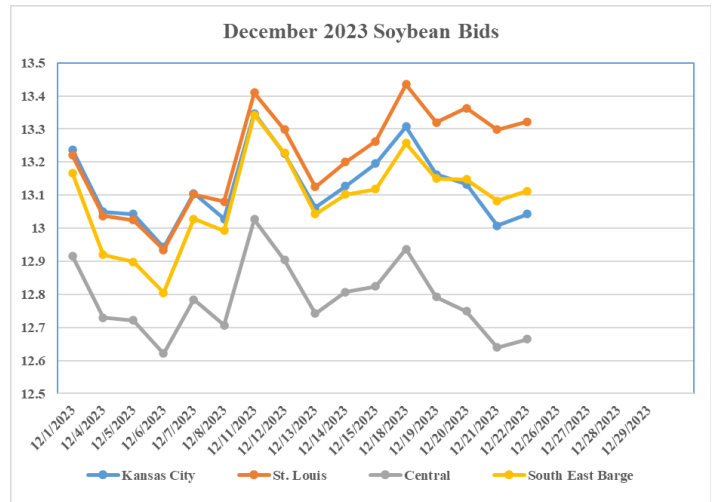
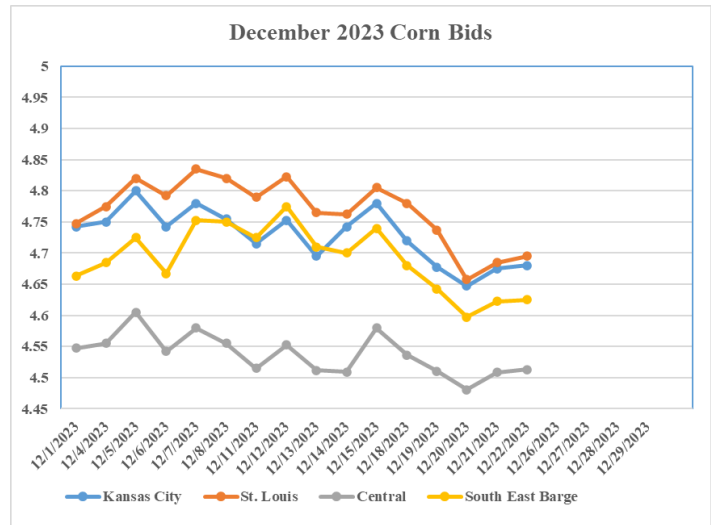
MISSOURI GRAIN WEEKLY TRENDS

Compared to last week, Soybeans 0.16 lower to 0.08 higher, Wheat 0.13 lower, Corn 0.10 to 0.12 lower, Sorghum 0.10 lower.

Area	#1 Soybeans	#2 Soft Wheat	#2 Corn	#2 Grain Sorghum
Kansas City				
Friday**	12.96-13.31	5.94	4.68-4.88	5.13
Monday	13.07-13.42	5.82	4.62-4.82	5.07
Tuesday	12.92-13.27	5.87	4.57-4.77	5.02
Wednesday	12.88-13.23	5.75	4.55-4.75	5.00
Thursday	12.77-13.12	5.78	4.58-4.78	5.03
Friday	12.79-13.14	5.81	4.58-4.78	5.03
St. Louis				
Friday**	13.23-13.30	6.19-6.49	4.80-4.81	5.08
Monday	13.41-13.46	6.07-6.37	4.78	5.02
Tuesday	13.31-13.32	6.12-6.42	4.73	4.97
Wednesday	13.34-13.38	6.00-6.30	4.65-4.67	4.95
Thursday	13.28-13.31	6.03-6.33	4.68-4.70	4.98
Friday	13.30-13.33	6.06-6.36	4.68-4.71	4.98
Central				
Friday**	12.76-12.86	5.79	4.53-4.63	---
Monday	12.87-12.97	5.67	4.52-4.57	---
Tuesday	12.72-12.82	5.72	4.47-4.52	---
Wednesday	12.68-12.78	5.60	4.45-4.50	---
Thursday	12.57-12.67	5.63	4.48-4.53	---
Friday	12.59-12.69	5.66	4.48-4.78	---
S.E. MO				
Friday**	13.03-13.16	---	4.69-4.78	---
Monday	13.14-13.37	---	4.63-4.72	---
Tuesday	13.13-13.22	---	4.58-4.67	---
Wednesday	13.08-13.18	---	4.55-4.65	---
Thursday	13.03-13.17	---	4.57-4.68	---
Friday	13.07-13.19	---	4.57-4.58	---

(PRICES PER BUSHEL) *NEW CROP **PREVIOUS WEEK'S PRICES
*Bids calculated using Kansas City, St. Louis, and St. Joseph bids

MONTHLY GRAIN CROP



*Axis value ranges may be updated to reflect data points.

WHOLESALE FEEDSTUFFS PRICES (DOLLARS PER TON-BULK BASIS) 12/22/23

Area	Soybean Hulls Pellets	Soybean Meal 46.5-48%	Corn Gluten Pellets 21%	Wheat Middlings
Kansas City	177.50	439.60	267.50	180.00
St. Louis	n/a	n/a	255.00	166.00

CATTLE ON FEED

United States Cattle on Feed Up 3 Percent

Cattle and calves on feed for the slaughter market in the United States for feedlots with capacity of 1,000 or more head totaled 12.0 million head on December 1, 2023. The inventory was 3 percent above December 1, 2022.

Placements in feedlots during November totaled 1.87 million head, 2 percent below 2022. Net placements were 1.81 million head. During November, placements of cattle and calves weighing less than 600 pounds were 535,000 head, 600-699 pounds were 440,000 head, 700-799 pounds were 380,000 head, 800-899 pounds were 288,000 head, 900-999 pounds were 140,000 head, and 1,000 pounds and greater were 85,000 head.

Marketings of fed cattle during November totaled 1.75 million head, 7 percent below 2022. Other disappearance totaled 54,000 head during November, 5 percent below 2022.

QUARTERLY HOGS AND PIGS

United States Hog Inventory Up Slightly

United States inventory of all hogs and pigs on December 1, 2023 was 75.0 million head. This was up slightly from December 1, 2022, but down slightly from September 1, 2023.

Breeding inventory, at 6.00 million head, was down 3 percent from last year, and down 3 percent from the previous quarter.

Market hog inventory, at 69.0 million head, was up slightly from last year, but down slightly from last quarter.

The September-November 2023 pig crop, at 34.6 million head, was down slightly from 2022. Sows farrowing during this period totaled 2.97 million head, down 4 percent from 2022. The sows farrowed during this quarter represented 48 percent of the breeding herd. The average pigs saved per litter was 11.66 for the September-November period, compared to 11.22 last year.

MISSOURI WEEKLY HAY SUMMARY 12/21/23

Winter has officially arrived however this years arrival is much milder than a year ago when temperatures were in the negatives with extreme wind chills. Although feeding is occurring for nearly everyone now, livestock producers are appreciative of the lack of any major or prolonged winter type weather so far. Hay movement remains active and demand is good. The supply of hay is light to moderate, and prices mostly steady. The Missouri Department of Agriculture has a hay directory at <https://apps.mda.mo.gov/haydirectory> or visit the University of Missouri Extension feed stuff finder at <https://feedstufffinder.org>

Alfalfa - Supreme 250.00-300.00, small square 10.00-15.00 per bale
Alfalfa - Premium 200.00-250.00
Alfalfa - Good 150.00-200.00, small square 5.00-10.00 per bale
Alfalfa - Fair 125.00-150.00
Alfalfa/grass mix - Good/Premium small square 5.00-10.00 per bale
Mixed grass - Good/Premium 150.00-225.00
Mixed grass - Fair/Good 100.00-175.00, small square 5.00-8.00 per bale
Mixed grass - Fair 50.00-100.00 per large round bale
Wheat straw - 4.00-7.00 per small square bale

Please Note: The above volumes (tonnage, acres, and bales) listed are for confirmed trades only, it does not include estimated volume (tonnage) for bids or offers to the trade. List your hay for sale at: [Hay Listing Online Form](#). Explanation of Hay Quality Guidelines: [Hay Quality Designation Guidelines](#). Glossary of Terms: [Livestock, Poultry, & Grain Hay Terms](#)

MISSOURI WEEKLY SHEEP/GOAT AUCTION SUMMARY

Receipts: 3,054 Week Ago: 1,356 Last Year: 641

SHEEP: Feeder Lambs Small and Medium 1-2 25-40 lbs 245.00-370.00; 40-50 lbs 260.00-315.00. Slaughter Lambs: woolled and shorn Choice and Prime 1-3 95-101 lbs 147.00-180.00. Choice 1-3 132 lbs 95.00. hair Choice and Prime 1-3 50-60 lbs 272.50-320.00; 60-70 lbs 247.50-305.00; 70-80 lbs 205.00-270.00; 80-90 lbs 187.50-237.50. Choice 1-3 50-85 lbs 210.00-255.00. Good 1-2 50-60 lbs 205.00-225.00; 60-85 lbs 160.00-185.00. Ewes: Good 2-3 100-150 lbs 85.00-90.00. Utility and Good 1-3 100-180 lbs 70.00-85.00. Hair Ewes: Good 2-3 80-150 lbs 100.00-115.00. Utility and Good 1-3 80-135 lbs 75.00-90.00. Cull and Utility 1-2 80-90 lbs 65.00-70.00. Hair Bucks 100-150 lbs 120.00-125.00; 175-220 lbs 105.00-125.00.

GOATS: Feeder Kids Selection 1 28-46 lbs 265.00-340.00, replacement 360.00-370.00. Selection 2 29-50 lbs 200.00-270.00. Selection 3 40-45 lbs 120.00-175.00. Slaughter Kids Selection 1 50-80 lbs 262.50-322.50. Selection 2 50-80 lbs 197.50-260.00. Selection 3 50-65 lbs 190.00, pygmies 150.00-177.50. Nannies Selection 1-2 70-160 lbs 90.00-135.00. Billies Selection 1-2 85-200 lbs 100.00-235.00. Wethers Selection 1-2 85-110 lbs 220.00-260.00. Wether Kids Selection 1 50-100 lbs 265.00-310.00.

Explanatory Notes: Stage - Represents estimated lambing/kidding period (Open, Exp=exposed, Bred, Fall = Sep-Nov, Win = Dec-Feb, Spr = Mar-May, Sum=Jun-Aug; w/s = woolled and shorn; /hd= per head; /fam=per family
All price CWT unless otherwise noted.

MISSOURI DROUGHT MONITOR

Date	None	D0	D1	D2	D3	D4
12/19/23	0.75	15.47	41.73	40.78	1.27	0
12/12/23	0.14	25.43	38.05	35.11	1.27	0
12/20/22	39.96	29.18	29.03	1.83	0	0

Reflects percentage of Missouri impacted by drought. D0 Abnormally Dry; D1 Moderate Drought; D2 Severe Drought; D3 Extreme Drought; D4 Exceptional Drought

NATIONAL DIRECT DELIVERED FEEDER PIG REPORT

12/22/23 Receipts: 149,999 Week ago: 122,721 Year Ago: 62,724
Early weaned pigs 2.00 higher and feeder pigs steady.
Early weaned pigs 10-12 lbs. basis: Cash 73,250 head 20.00-43.00, weighted average 34.75
Formula 70,807 head 33.47-63.07, weighted average 42.43
Feeder pigs 40 pounds basis: Cash 5,942 head 44.00-52.00, weighted average 48.79

NATIONAL DAILY DIRECT PRIOR DAY HOG REPORTS FOR 12/22/23

BARROWS AND GILTS (Carcass Basis): 2,637 head
Base Carcass Price 41.00-48.00, weighted average 47.86

SOWS (Live Basis): 5,088 head
300-500 lbs. 29.41-52.75
Over 500 lbs. 30.42-54.50

MISSOURI WEEKLY DIRECT SLAUGHTER CATTLE REPORT 12/22/23

Weekly Receipts: 200 Week ago: 400 Year ago: 280
Trading as of Friday morning, flat dressed sales 2.00 to 3.00 higher.

LIVE STEERS & HEIFERS: No sales reported
DRESSED STEERS & HEIFERS: 5 loads flat Thu 270.00

GRADE AND WEIGHT (Grid): No sales reported

Click here for the current [National Crop Progress](#)
Click here for the current [Missouri Crop Progress](#)
The current hay directory can be found at: [Hay Directory](#).