

Weekly Market Summary

Published by:
Missouri Department of Agriculture
Ag Business Development Division
Market News Program



Chris Chinn, Director
 Jill Wood, Division Director
 Tony Hancock, Editor
<http://www.ams.usda.gov/marketnews.htm>
<http://www.ams.usda.gov/marketnews.htm>

Michael L. Parson, Governor

Volume XLIV, Number 1 ♦ P.O. Box 630, Jefferson City, MO 65102 ♦ (573) 751-4211 ♦ Mon, Jan 08, 2024

MISSOURI WEEKLY FEEDER CATTLE WEIGHTED AVERAGE REPORT

Feeder Cattle Receipts: 44,690 Two Weeks ago: 22,889 Year ago: 54,479
 Steers and Heifers Medium and Large 1—Weighted average weights and prices

STEERS: Medium and Large 1

321 lbs. 319.09 526 lbs. 300.71 724 lbs. 234.15 920 lbs. 216.37
 374 lbs. 320.70 574 lbs. 279.06 770 lbs. 225.60 965 lbs. 208.64
 431 lbs. 324.87 625 lbs. 260.73 826 lbs. 223.45 1193 lbs. 177.75
 474 lbs. 311.11 669 lbs. 245.08 866 lbs. 217.52

HEIFERS: Medium and Large 1

309 lbs. 279.71 524 lbs. 246.00 723 lbs. 217.05
 382 lbs. 270.85 576 lbs. 236.37 782 lbs. 206.45
 425 lbs. 272.53 623 lbs. 226.48 821 lbs. 198.84
 476 lbs. 261.14 674 lbs. 223.98 867 lbs. 193.00

MISSOURI STEER (HEIFER) STOCKER FORMULA 01/08/2023

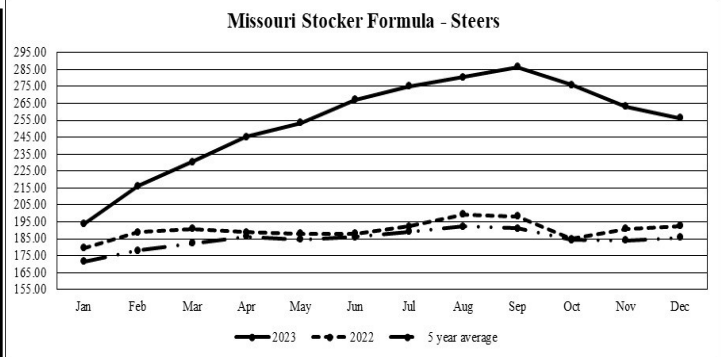
Monday's Missouri Stocker formula consists of **8750 (9352)** head with a weighted average weight of **567.08 (553.53)** lbs. and a price value of **272.35 (234.93)**, no weekly comparison available.

This a rolling seven day calculated weighted value which combines all Feeder Steers reported by MDA/USDA Market News Service weighing from 400-649 lbs. in the Medium and Large 1 and Medium and Large 1-2 frame and muscle classifications, including all comment cattle except Brahman X. Heifer values are in parentheses.

MISSOURI WEEKLY CATTLE AUCTION SUMMARY

Total Receipts: 49,999 Two Weeks Ago: 29,449 Year Ago: 59,896

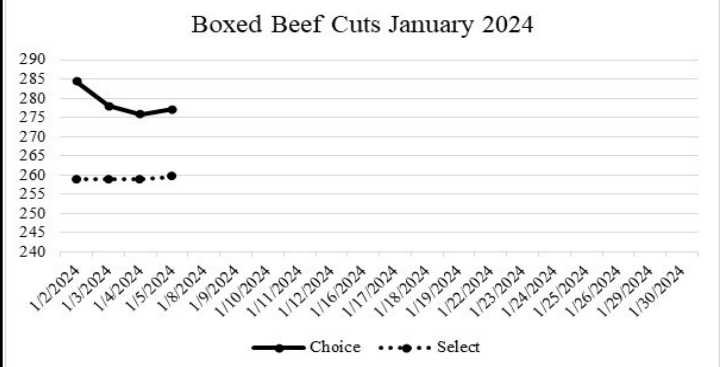
Compared to two weeks ago, steers calves sold 10.00 to 15.00 higher, yearling steers and all heifers sold steady to 5.00 higher. The supply of feeders was heavy with a lot of 6 and 7 weight steers offered. This week was still an abbreviated week as there were several barns that took a full two weeks off for the holidays. Demand was good to very good as buyers were ready to get back to filling orders following the holidays and there was no major weather issues interrupting transportation in most of the nation. Looking back to the start of last year calf prices are generally 80.00-90.00 per cwt higher, heavier weight yearlings are 50.00-60.00 per cwt higher and corn is over 2.00 per bushel lower. Although weather changes are in the forecast dry conditions and lack of moisture is becoming concerning as some producers in the south are now reporting stock water issues. Feeding with out fighting mud and snow has been welcomed though and it is hard to complain. The weighted average price for 500-550 lb. M&L 1 steers this week was just a touch under 301.00 a full 16.00 higher than before the holidays. Some small packages of feather weight steers got back into the mid 3's. A few stick out drafts this week included a load of 516 lbs. steers at Green City Livestock Market that sold for 316.00, another load of 769 lb. steers sold for 242.00. Joplin Regional Stockyards sold two loads of 817 lb. steers for 236.00 as well as the largest draft of the week which was 315 head of 915 lb. steers which sold for 224.00. An eye catching load of 752 lb. heifers sold at Green City for 234.00 as replacements. Boxed beef cutouts closed slightly lower this week with choice seeing a sharp drop as holiday demand for cuts like prime rib disappeared. On Friday choice closed at 277.16, down 12.55 and select closed at 259.53, down 0.80 compared to last week. Negotiated feedlot sales as of the Friday afternoon came in right at 59K head as of the report there had been very little trade reported in the south. In the north live sales were reported from 173.00-175.00 and dressed sales at 274.00-275.00. Missouri Stocker formula consists of 8750 head with a weighted average weight of 567.08 lbs. and a price value of 272.35, 9.15 higher than two weeks ago. The steer/heifer spread is 37.42.



*Graph is updated the first Monday of each month. Axis value ranges may be updated to reflect data points.

NATIONAL BOXED BEEF CUTOUT/BOXED BEEF CUTS

DATE	CHOICE	SELECT	TOTAL LOADS
1/1/	-	-	-
1/2	284.34	258.86	139
1/3	278.03	258.85	160
1/4	275.90	258.82	201
1/5	277.16	259.53	106
4 Day Simple Average	278.86	259.02	



*Axis value ranges may be updated to reflect data points.

WEEKLY LIVESTOCK SLAUGHTER 01/06/24

	CATTLE	HOGS	SHEEP
Week to Date:	556,000	2,381,000	28,000
Last Week:	508,000	2,221,000	28,000
Last Year:	565,000	2,346,000	31,000

The Weekly Market Summary, as well as historical summaries, are available on our website <https://agmarketnews.mo.gov/summaries>
 Market News Hotline: 1-573-522-9244

SOUTHWEST MISSOURI WEEKLY SUMMARY

(Joplin and Springfield)

Receipts: 22,125 Two Weeks ago: 14,315 Year Ago:

Compared to two weeks ago, steer and heifer calves 5.00 to 15.00 higher, yearling steers steady, yearling heifers unevenly steady to 2.00 higher. Slaughter cows steady to 2.00 higher.

FEEDER STEERS:
Medium and Large 1

300-400 lbs.	308.00-330.00
400-500 lbs.	290.00-340.00
500-600 lbs.	259.50-310.00
600-700 lbs.	233.00-268.00
700-800 lbs.	214.50-243.50
800-900 lbs.	213.50-236.00
900-1000 lbs.	206.00-224.00

FEEDER HEIFERS:
Medium and Large 1

300-400 lbs.	268.00-295.00
400-500 lbs.	246.00-277.00
500-600 lbs.	227.00-260.00
600-700 lbs.	212.00-238.00
700-800 lbs.	201.00-215.00
800-900 lbs.	193.00-205.00

FEEDER HOLSTEIN STEERS
Large 3

Scarce Scarce

SLAUGHTER COWS: Breaking and Boning (70-85% lean) 82.50-99.00, high dressing 96.00-120.00; low dressing 70.00-84.00. Lean (85-90%) 77.50-90.00

SLAUGHTER BULLS: Yield Grade 1-2 1205-2460 lbs. 105.00-118.00; high dressing 118.00-138.00

BRED COWS: Medium and Large 1-2 2-8 yrs 1180-1340 lbs 2nd/3rd stage 1350.00-1550.00; >8 yrs 1140-1280 lbs 2nd/3rd stage 1285.00-1400.00 per head

COW & CALF PAIRS: Medium and Large 1-2 2-8 yrs 1140 lbs with 150-300 lb calves 2000.00 per pair

BRED HEIFERS: Scarce

SOUTH CENTRAL MISSOURI WEEKLY SUMMARY

(West Plains, Phillipsburg)

Receipts: 8,995 Two Weeks ago: 1,719 Year Ago: 10,445

Compared to two weeks ago, steers and heifers 10.00 to 15.00 higher, Slaughter cows steady to 2.00 higher, spots 5.00 higher. Slaughter bulls 2.00 higher.

FEEDER STEERS:
Medium and Large 1

300-400 lbs.	300.00-343.00
400-500 lbs.	287.00-334.00
500-600 lbs.	257.00-308.00
600-700 lbs.	232.50-275.00
700-800 lbs.	219.00-237.00
800-900 lbs.	202.00-233.00
900-1000 lbs.	200.00-208.00

FEEDER HEIFERS:
Medium and Large 1

300-400 lbs.	255.00-282.50
400-500 lbs.	242.50-279.00
500-600 lbs.	217.50-265.00
600-700 lbs.	211.00-241.50
700-800 lbs.	202.00-219.00
16 hd 820 lbs.	198.00

FEEDER HOLSTEIN STEERS
Large 3

Pkg 567 lbs. 120.00

SLAUGHTER COWS: Breaking and Boning (70-85% lean) 79.50-95.00, high dressing 93.00-115.00; low dressing 70.00-85.00. Lean (85-90%) 72.50-90.00

SLAUGHTER BULLS: Yield Grade 1-2 1230-2245 lbs. 103.00-115.00; high dressing 116.00-129.00; low dressing 84.00-104.00

BRED COWS: Medium and Large 1-2 2-8 yrs 903-1480 lbs 2nd/3rd stage 1250.00-1800.00; 5-8 yrs 970-1315 lbs 2nd/3rd stage 1000.00-1235.00 per head

COW & CALF PAIRS: Medium and Large 1-2 2-8 yrs 975 lbs rebred 1st stage with 150-300 lb calves 1700.00 per pair

BRED HEIFERS: Medium and Large 1-2 <2 yrs 1075-1100 lbs 1st to 3rd stage 1000.00-1200.00 per head

WEST CENTRAL MISSOURI WEEKLY SUMMARY

(Kingsville, Windsor, Butler)

Receipts: 7,368 Two Weeks ago: 3,884 Year ago: 9,341

Compared to last week, steer and heifer and heifer calves sold 5.00-15.00 higher, yearlings steady to 5.00 higher. Slaughter cows sold steady to 5.00 higher.

FEEDER STEERS:
Medium and Large 1

300-400 lbs.	292.50-317.50
400-500 lbs.	292.50-333.00
500-600 lbs.	258.00-321.00
600-700 lbs.	236.00-277.00
700-800 lbs.	226.00-246.00
800-900 lbs.	214.50-232.50
39 hd 1193 lbs.	177.75

FEEDER HEIFERS:
Medium and Large 1

350-400 lbs.	242.00-277.50
400-500 lbs.	257.00-295.00
500-600 lbs.	219.00-272.50
600-700 lbs.	206.00-242.00
700-800 lbs.	206.00-232.00
800-850 lbs.	200.00-200.85

SLAUGHTER BULLS: Yield Grade 1-2 1210-2175 lbs 108.00-120.00; high dressing 124.00-133.00; low dressing 84.00-96.00

SLAUGHTER COWS: Breaking and Boning (70-85% lean) 85.00-102.00, high dressing 93.50-113.00; low dressing 74.00-88.00. Lean (85-90%) 75.00-92.00

BRED COWS: Medium and Large 1-2 5-8 yrs 1153-1223 lbs 2nd/3rd stage 1175.00-1535.00 per head

COW & CALF PAIRS: Medium and Large 1-2 5-8 yrs 985 lbs with 150-300 lb calves 2000.00 per pair

NORTHEAST MISSOURI WEEKLY SUMMARY

(Bowling Green, Kingdom City, Palmyra)

Receipts: 2,462 Two Weeks ago: 2,185 Year ago: 5,902

Compared to last week, steers under 750 lbs mostly 7.00 to 15.00 higher, spots 20.00 higher, over 750 lbs not tested. Heifers under 600 lbs steady to firm, spots 3.00 higher, heavier weights firm to higher undertone. Slaughter cows steady to firm.

FEEDER STEERS:
Medium and Large 1

400-500 lbs.	301.00-320.00
500-600 lbs.	270.00-305.00
600-700 lbs.	256.00-274.00
Pkg 938 lbs.	196.00

FEEDER HEIFERS:
Medium and Large 1

400-500 lbs.	251.00-262.00
500-600 lbs.	232.50-253.00
600-700 lbs.	214.50-228.00
48 hd 813 lbs.	197.00

SLAUGHTER BULLS: Yield Grade 1-2 1390-2200 lbs 109.00-118.00; few high dressing 120.00-126.00; few low dressing 106.00-107.00.

SLAUGHTER COWS: Breaking and Boning, (70-85% lean) 85.00-97.00; high dressing 93.00-109.00; low dressing 77.50-87.50. Lean (85-90%) 81.50-87.50

SLAUGHTER STEERS: Choice and Prime 2-4 177.00. Choice 2-3 172.50-174.25.

SLAUGHTER HEIFERS: Choice 2-3 174.00-175.50

BRED COWS: Medium and Large 1 2-8 yrs 1194-1485 lbs 2nd/3rd stage 1775.00-2185.00; >5 yrs 1265-1447 lbs 2nd/3rd stage 1375.00-1475.00 per head

COW/CALF PAIRS: Medium and Large 1 2-8 yrs 1150-1300 lbs with 150-300 lb calves 2225.00-2575.00; >5 yrs 1300-1350 lbs rebred 1st stage with >300 lb calves 2350.00 per pair

NORTH CENTRAL MISSOURI WEEKLY SUMMARY

(Macon, Unionville, Green City, New Cambria)

Receipts: 7,647 Two Weeks ago: 2,799 Year ago: 8,047

Compared to two weeks ago, feeder calves 10.00 to 15.00 higher, yearlings steady to firm. Slaughter cows steady to 4.00 higher.

*Some sale barns on a bi-weekly schedule and may not have a sale each week.

FEEDER STEERS:
Medium and Large 1

300-400 lbs.	338.00-348.00
400-500 lbs.	306.00-360.00
500-600 lbs.	279.00-318.00
600-700 lbs.	240.00-294.00
700-800 lbs.	228.00-254.00
800-850 lbs.	214.50-218.75

FEEDER HEIFERS:
Medium and Large 1

400-500 lbs.	250.00-281.00
500-600 lbs.	233.00-267.50
600-700 lbs.	219.50-244.00
700-750 lbs.	216.50-231.50
pkg 800 lbs.	204.50

SLAUGHTER BULLS: Yield Grade 1-2 1425-2440 lbs 100.50-124.50.

SLAUGHTER COWS: Breaking and Boning, (70-85% lean) 85.50-104.00, high dressing 100.00-115.00; low dressing 80.50-90.50. Lean (85-90%) 79.00-91.00.

BRED COWS: Medium and Large 1 2-4 yrs 1350 lbs 3rd stage 2135.00; 5-8 yrs 1375-1400 lbs 3rd stage 1960.00-2100.00 per head

COW & CALF PAIRS: Medium and Large 1-2 2-8 yrs 1300-1350 lbs with 150-300 lb calves 2200.00 -2400.00 per head

SOUTHEAST MISSOURI WEEKLY SUMMARY

(Jackson and Farmington) w/e 12/23/23

Receipts: 922 Week ago: 1,078 Year ago: 501

Compared to last week, feeders sold steady to as much as 19.00 higher. Slaughter cows and bulls steady to 3.00 higher.

FEEDER STEERS:

Medium and Large 1

300-400 lbs.	250.00-294.00
400-500 lbs.	250.00-277.00
500-600 lbs.	235.00-274.00
600-700 lbs.	220.00-250.00
700-800 lbs.	202.00-229.00

FEEDER HEIFERS:

Medium and Large 1

300-400 lbs.	220.00-250.00
400-500 lbs.	215.00-247.00
500-600 lbs.	200.00-245.00
600-700 lbs.	195.00-218.00
700-800 lbs.	175.00-205.00

SLAUGHTER BULLS: Yield Grade 1-2 1060-2175 lbs. 85.00-105.50; high dressing 105.00-114.00; low dressing 70.00-85.00

SLAUGHTER COWS: Breaking and Boning (75-85% lean) 74.00-88.00; high dressing 87.00-108.00. Lean (85-90% lean) 66.00-78.00

BRED COWS: Medium and Large 2 2-9 yrs 1095-1345 lbs 1st to 3rd stage 1075.00-1450.00 per head

COW & CALF PAIRS: Scarce

EAST CENTRAL MISSOURI WEEKLY SUMMARY

(Cuba, Vienna) (w/e 12/23/23)

Receipts: 1,533 Week ago: 3,186 Year ago: 584

Compared to last week, feeder under 550 lbs firm to 6.00 higher, over 6.00-10.00 higher. Slaughter cows steady to 9.00 higher.

FEEDER STEERS:

Medium and Large 1

400-500 lbs.	273.00-291.00
500-600 lbs.	256.00-270.00
600-700 lbs.	230.00-250.00
700-800 lbs.	220.00-234.75

FEEDER HEIFERS:

Medium and Large 1

400-500 lbs.	230.00-255.00
500-600 lbs.	222.00-245.00
600-700 lbs.	206.00-226.00
Pkg 858 lbs.	179.00

SLAUGHTER BULLS: Yield Grade 1-2 1305-2230 lbs 98.00-117.50; couple high dressing 123.00-132.00; low dressing 78.00-106.00

SLAUGHTER COWS: Breaking and Boning, (70-85% lean) 84.00-97.00; high dressing 90.00-104.50; low dressing 78.50-89.50. Lean (85-90%) 79.00-91.50

BRED COWS: Medium and Large 1-2 5-8 yrs 1110-1390 lbs 1st to 3rd stage 1400.00-2025.00; >8 yrs 187 lbs 2nd stage 1400.00 per head

COW & CALF PAIRS: Medium and Large 1-2 5-8 yrs 1080-1275 lbs with 150 to >300 lb calves 2025.00-2925.00 per pair

NORTHWEST MISSOURI WEEKLY SUMMARY

(Tina)

Receipts: 2,192 Two Weeks Ago: 2,092 Year Ago: 1,883

Compared to last week, steers 7.00 to 12.00 higher. Heifers 400-650 lbs 10.00 to 15.00 higher, 700-800 lbs steady to firm. Slaughter cows 2.00 to 5.00 higher. Slaughter bulls 5.00 to 10.00 higher.

FEEDER STEERS:

Medium and Large 1

400-500 lbs.	295.00-315.00
500-600 lbs.	281.50-300.00
600-700 lbs.	262.50-271.00
700-800 lbs.	222.50-237.00
800-900 lbs.	215.00-217.50

FEEDER HEIFERS:

Medium and Large 1

400-500 lbs.	260.00-285.00
500-600 lbs.	241.00-255.00
600-650 lbs.	225.00-234.00
Pkg 706 lbs.	209.00

SLAUGHTER BULLS: Yield Grade 1-2 1740-2280 lbs couple 105.00-107.00

SLAUGHTER COWS: Breaking and Boning, (70-85% lean) 80.00-98.00; high dressing 91.00-105.00. Lean (85-90%) 78.00-91.00

BRED COWS: Medium and Large 1 2-8 yrs 1272-1451 lbs 2nd/3rd stage 1925.00-2500.00. Medium and Large 1-2 2-8 yrs 1235-1500 lbs 2nd/3rd stage 1500.00-2100.00; 5-8 yrs 1281-1446 lbs 2nd/3rd stage 1210.00-1360.00 per head

COW & CALF PAIRS: Medium and Large 1-2 2-8 yrs 1345-1940 lbs few rebred 1st stage with baby to >300 lb calves 1525.00-2875.00 per pair

AFTERNOON NATIONAL SLAUGHTER CATTLE REVIEW

Thus far for Friday in the Southern Plains negotiated cash has been slow on light demand. Last week in the Texas Panhandle live FOB purchases traded at 172.00. Last week in Kansas live FOB purchases traded at 172.00-173.00. In Nebraska negotiated cash has been slow on light to moderate demand. Compared to Thursday live FOB purchases mostly steady at 173.00. The most recent dressed delivered market was Thursday from 274.00-275.00. In the Western Cornbelt negotiated cash has been slow on light demand. The most recent live FOB purchase market was on Thursday at 175.00 and dressed purchases from 274.00-275.00.

Negotiated Cash Sales:

Confirmed:	9,959	Week Ago:	9,909	Year Ago:	23,513
Week to date:	58,473	Week Ago:	59,187	Year Ago:	67,839

<u>Live Basis</u>	<u>Steers</u>	<u>Heifers</u>
Over 80% Choice	172.00-175.00, avg 172.98	172.00-175.00, avg 173.24
65-80% Choice	172.00	-
35-65% Choice	-	-
0-35% Choice	-	-
Total All Grades	172.00-175.00, avg 172.80	172.00-175.00, avg 173.24
<u>Dressed Basis</u>		
Over 80% Choice	273.00-273.00, avg 274.86	273.00-275.00, avg 274.33
65-80% Choice	-	-
35-65% Choice	-	-
0-35% Choice	-	-
Total All Grades	273.00-273.00, avg 274.86	273.00-275.00, avg 274.33

<u>All Beef Type Steers/Heifers</u>	<u>Head</u>	<u>Avg Wt</u>	<u>Price Range</u>	<u>Wtd Avg</u>
Live FOB	8,247	1470.7	172.00-175.00	173.06
Live Del	112	1401.4	174.00-175.00	174.61
Dressed Del	1,494	909.1	273.00-283.00	274.91
Dressed FOB	32	984.0	285.00	285.00

WEEKLY COMMODITY FUTURES TRENDS

Compared to last week, Live Cattle 0.25 to 2.07 higher, Lean Hogs 1.17 to 2.03 higher Feeder Cattle 0.23 to 1.05 higher.

Daily Futures Closes

	Mon.	Tues.	Wed.	Thu.	Fri.
Cattle					
Feb	Holiday	171.92	171.85	171.12	170.57
Apr		174.50	174.75	174.30	173.40
Jun		171.92	171.97	171.55	170.55
Aug		172.55	172.30	171.90	171.27
Oct		177.47	177.55	176.90	176.42
Lean Hogs					
Feb	Holiday	65.32	65.30	69.05	70.00
Apr		72.50	72.20	74.95	76.37
May		79.85	79.87	81.80	83.15
Jun		88.17	88.10	89.85	91.35
Jul		90.52	90.60	91.65	93.12
Fdr Cat					
Jan	Holiday	225.42	226.07	224.67	223.12
Mar		226.45	227.02	225.65	224.15
Apr		232.15	232.55	231.27	229.77
May		237.60	237.57	236.35	234.80
Aug		252.97	252.92	252.02	250.75
Milk					
Jan	Holiday	15.41	15.31	15.26	15.12
Feb		15.63	15.55	15.62	15.53
Mar		16.29	16.19	16.32	16.16

WEEKLY COMMODITY GRAIN FUTURES TRENDS

Compared to last week, Soybeans 0.41 to 0.44 lower, Wheat 0.10 to 0.12 lower, Corn 0.09 to 0.11 lower, KC Wheat 0.08 to 0.14 lower, Soybean Meal 11.50 to 17.40 lower.

Daily Grain Futures Closes

	Mon.	Tues.	Wed.	Thu.	Fri.
Soybeans					
Jan	Holiday	1274	1269 1/2	1262	1249 3/4
Mar		1273 1/2	1277	1267 1/2	1256 1/4
May		1281	1285	1276 1/2	1264 1/4
Jul		1286 1/2	1291	1283	1269 3/4
Aug		1269	1273 1/2	1266 1/4	1253 1/4
Wheat					
Mar	Holiday	606 3/4	600 1/4	613 1/2	616
May		619 1/4	613	624 1/4	627 1/2
Jul		626 1/4	622	632	635
Sep		637 3/4	633 3/4	642 1/4	645 1/4
Dec		651 1/2	648	655 1/2	658 1/2
Corn					
Mar	Holiday	463 3/4	465 1/4	466 1/2	460 3/4
May		477	478	479	473 1/4
Jul		487 3/4	488 1/4	488 3/4	483 3/4
Sep		491 1/2	491 1/4	491 3/4	486 3/4
Dec		498 1/4	498 1/2	498 3/4	494
KC Wheat					
Mar	Holiday	629	621 1/2	625 3/4	628
May		632	624 1/2	629	631 3/4
Jul		634 1/2	628 1/2	632	635 1/4
Sep		645 3/4	640	643	646 1/2
Dec		660 1/2	655	658	662
SB Meal					
Jan	Holiday	378.90	381.00	381.20	368.60
Mar		379.50	380.40	376.20	369.40
May		378.60	379.30	376.40	370.70
Jul		379.70	380.30	378.30	373.50
Aug		377.70	378.30	376.70	372.40

MISSOURI GRAIN WEEKLY TRENDS

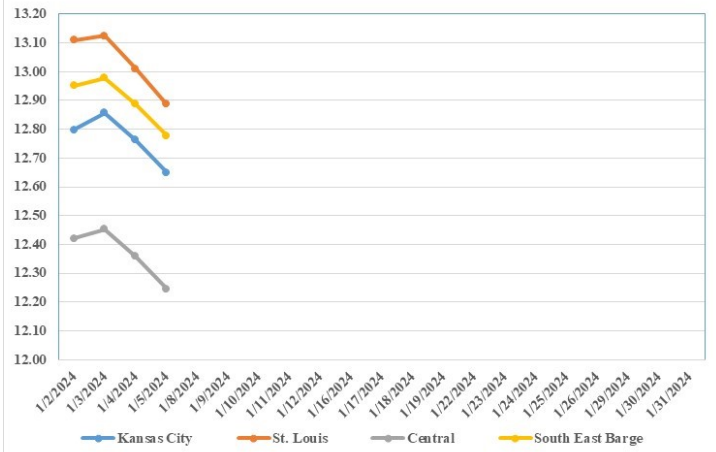
Compared to last week, Soybeans 0.28 to 0.42 lower, Wheat 0.02 to 0.12 lower, Corn 0.05 to 0.08 lower, Sorghum 0.05 lower to 0.05 higher.

Area	#1 Soybeans	#2 Soft Wheat	#2 Corn	#2 Grain Sorghum
Kansas City				
Friday**	12.74-13.09	5.93	4.56-4.76	5.01
Monday	Holiday			
Tuesday	12.64-12.99	5.72	4.49-4.69	4.94
Wednesday	12.67-13.02	5.70	4.55-4.75	5.00
Thursday	12.58-12.93	5.84	4.57-4.77	5.02
Friday	12.46-12.81	5.86	4.51-4.71	4.96
St. Louis				
Friday**	13.30	6.18-6.48	4.73-4.75	4.96
Monday	Holiday			
Tuesday	13.11	5.97-6.27	4.66-4.71	4.89
Wednesday	13.10-13.15	5.90-6.20	4.71	5.05
Thursday	13.00-13.03	6.04-6.39	4.72-4.74	5.07
Friday	12.88-12.89	6.06-6.41	4.68	5.01
Central				
Friday**	12.54-12.64	5.78	4.46-4.51	---
Monday	Holiday			
Tuesday	12.39-12.44	5.57	4.39-4.44	---
Wednesday	12.42-12.47	5.50	4.40-4.45	---
Thursday	12.33-12.38	5.64	4.42-4.47	---
Friday	12.21-12.26	5.66	4.36-4.46	---
S.E. MO				
Friday**	13.02-13.19	---	4.59-4.66	---
Monday	Holiday			
Tuesday	12.90-13.01	---	4.56-4.64	---
Wednesday	12.97-12.99	---	4.57-4.65	---
Thursday	12.88-12.90	---	4.60-4.67	---
Friday	12.76-12.78	---	4.55-4.61	---

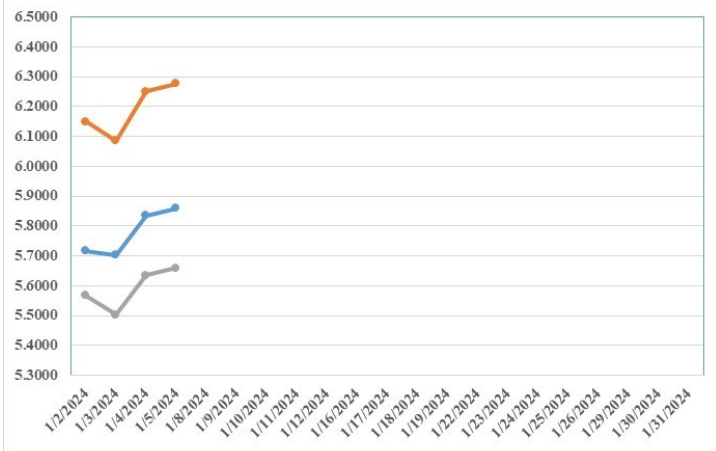
(PRICES PER BUSHEL) *NEW CROP **PREVIOUS WEEK'S PRICES
*Bids calculated using Kansas City, St. Louis, and St. Joseph bids

MONTHLY GRAIN CROP

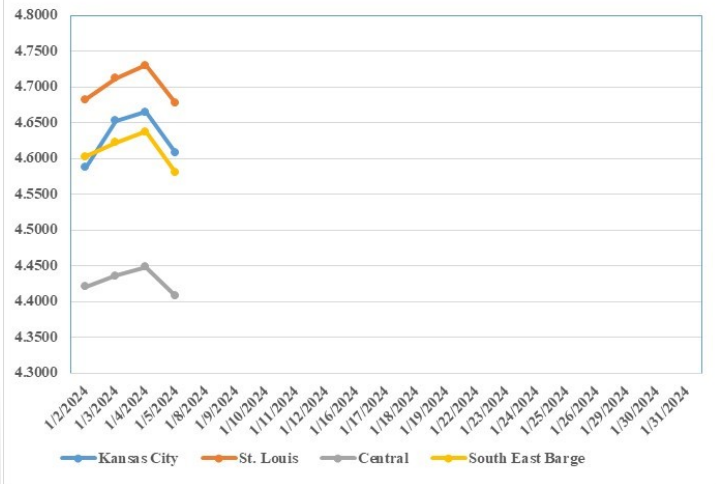
January 2024 Soybean Bids



January 2024 Wheat Bids



January 2024 Corn Bids



*Axis value ranges may be updated to reflect data points.

WHOLESALE FEEDSTUFFS PRICES

(DOLLARS PER TON-BULK BASIS) 01/05/24

Area	Soybean Hulls Pellets	Soybean Meal 46.5-48%	Corn Gluten Pellets 21%	Wheat Middlings
Kansas City	167.50	392.90	267.50	180.00
St. Louis	n/a	n/a	244.50	178.33

GRAIN CRUSHINGS AND CO PRODUCTS PRODUCTION

Total corn consumed for alcohol and other uses was 505 million bushels in November 2023. Total corn consumption was down 1 percent from October 2023 but up 1 percent from November 2022. November 2023 usage included 92.4 percent for alcohol and 7.6 percent for other purposes. Corn consumed for beverage alcohol totaled 5.35 million bushels, down 17 percent from October 2023 but up 21 percent from November 2022. Corn for fuel alcohol, at 455 million bushels, was down 1 percent from October 2023 but up 1 percent from November 2022. Corn consumed in November 2023 for dry milling fuel production and wet milling fuel production was 92.1 percent and 7.9 percent, respectively.

Dry mill co-product production of distillers dried grains with solubles (DDGS) was 1.80 million tons during November 2023, down 1 percent from October 2023 but up 1 percent from November 2022. Distillers wet grains (DWG) 65 percent or more moisture was 1.37 million tons in November 2023, down 1 percent from October 2023 and down 6 percent from November 2022.

Wet mill corn gluten feed production was 242,462 tons during November 2023, down 9 percent from October 2023 and down 13 percent from November 2022. Wet corn gluten feed 40 to 60 percent moisture was 202,534 tons in November 2023, down 5 percent from October 2023 and down 1 percent from November 2022.

OILSEED CRUSH, PRODUCTION, CONSUMPTION, STOCKS

Soybeans crushed for crude oil was 6.00 million tons (200 million bushels) in November 2023, compared with 6.04 million tons (201 million bushels) in October 2023 and 5.69 million tons (190 million bushels) in November 2022. Crude oil produced was 2.32 billion pounds down 2 percent from October 2023 but up 6 percent from November 2022. Soybean once refined oil production at 1.71 billion pounds during November 2023 decreased 9 percent from October 2023 but increased 5 percent from November 2022.

Canola seeds crushed for crude oil was 231,170 tons in November 2023, compared with 208,071 tons in October 2023 and 180,750 tons in November 2022. Canola crude oil produced was 182 million pounds, up 10 percent from October 2023 and up 26 percent from November 2022. Canola once refined oil production, at 161 million pounds during November 2023, was down 7 percent from October 2023 but up 11 percent from November 2022.

Cottonseed once refined oil production, at 26.6 million pounds during November 2023, was down 24 percent from October 2023 and down 28 percent from November 2022.

Edible tallow production was 98.5 million pounds during November 2023, up 30 percent from October 2023 and up 42 percent from November 2022. Inedible tallow production was 316 million pounds during November 2023, down 1 percent from October 2023 and down 13 percent from November 2022. Technical tallow production was 121 million pounds during November 2023, up 11 percent from October 2023 but down 3 percent from November 2022. Choice white grease production, at 117 million pounds during November 2023, increased 12 percent from October 2023 and increased slightly from November 2022.

MISSOURI WEEKLY HAY SUMMARY 01/04/24

Although very slightly improved drought conditions continue to be concerning across the state. Lack of any winter weather has been a relief for feeding and getting around the farm, but some farmers are now facing concerns about water for livestock as some ponds have dried up. Several other face a fear of freezing solid due to low levels if any extended cold does settle in over the state. As the new year kicks off one positive is most fertilizer ingredients are currently 20-40 percent lower than year ago levels. The supply of hay is light to moderate, demand is moderate, and prices mostly steady. The Missouri Department of Agriculture has a hay directory at <https://apps.mda.mo.gov/haydirectory> or visit the University of Missouri Extension feed stuff finder at <https://feedstufffinder.org>

Alfalfa - Supreme 250.00-300.00, small square 10.00-15.00 per bale

Alfalfa - Premium 200.00-250.00

Alfalfa - Good 150.00-200.00, small square 5.00-10.00 per bale

Alfalfa - Fair 125.00-150.00

Alfalfa/grass mix - Good/Premium small square 5.00-10.00 per bale

Mixed grass - Good/Premium 150.00-225.00

Mixed grass-Fair/Good 100.00-175.00, small square 5.00-11.00 per bale

Mixed grass - Fair 50.00-100.00 per large round bale

Wheat straw - 4.00-7.00 per small square bale

Please Note: The above volumes (tonnage, acres, and bales) listed are for confirmed trades only, it does not include estimated volume (tonnage) for bids or offers to the trade. List your hay for sale at: [Hay Listing Online Form](#). Explanation of Hay Quality Guidelines: [Hay Quality Designation Guidelines](#). Glossary of Terms: [Livestock, Poultry, & Grain Hay Terms](#)

MISSOURI WEEKLY SHEEP/GOAT AUCTION SUMMARY

Receipts: 934 Two Weeks Ago: 3,054 Last Year: 685

SHEEP: Feeder Lambs Small and Medium 1-2 hair 30-40 bs 255.00-290.00, thin 230.00; 40-50 lbs 205.00-312.50, thin 205.00; 50 lbs 280.00-307.50.

Slaughter lambs Choice 1-3 w/s pkg 130 lbs 135.00. Choice and Prime 1-3 hair 50-70 lbs 277.50-317.50; 70-80 lbs 247.50-275.00; 80-95 lbs 225.00-247.50; 105 lbs 177.50-185.00. Choice 1-3 hair 80-95 lbs 175.00-190.00.

Slaughter ewes Good 2-3 pkg 168 lbs 100.00. Good 2-3 hair 115-160 lbs 90.00-115.00. Utility and Good 1-3 hair 120-135 lbs 90.00. Cull and Utility 1-2 hair pkg 81 lbs 55.00. Bucks 1-2 hair 130-150 lbs 115.00-120.00.

Replacement ewes Small and Medium 1-2 hair 1-2 yrs 100-130 lbs exp 115.00-135.00, 82 lbs winter bred 140.00; 2-4 yrs 120-155 lbs exp 105.00-147.50; 4-6 yrs 140-160 lbs exp 110.00-115.00.

GOATS: Feeder Kids Selection 1 20-30 lbs 295.00-310.00; pkg 42 lbs 325.00. Selection 2 25-45 lbs 200.00-270.00. Selection 3 pkg 28 lbs pygmies 140.00; pkg 30 lbs 150.00, pygmies 150.00; pkg 45 lbs 165.00. Wether kids Selection 1 pkg 48 lbs 295.00.

Slaughter kids Selection 1 50-60 lbs 337.50-345.00. Selection 2 pkg 52 lbs 255.00; pkg 72 lbs 222.50.

Slaughter nannies/does Selection 1-2 60-70 lbs 75.00; 70-80 lbs 90.00-100.00; 80-90 lbs 75.00-115.00; 90-140 lbs 85.00-132.50.

Slaughter bucks/billies Selection 1-2 145-155 lbs 172.50-190.00.

Slaughter wethers Selection 1-2 pkg 125 lbs 245.00. Wether kids Selection 1 50-60 lbs 285.00-310.00; pkg 85 lbs 265.00. Selection 2 50-60 lbs 205.00-280.00.

Replacement nannies/does Selection 1-2 1-2 yrs 80-95 lbs exp 135.00-140.00; 115 lbs exp 165.00; 2-4 yrs 70-135 lbs exp 135.00-160.00.

Families Selection 1-2 2-4 yrs 90-95 lbs exp with <20 lb kids 190.00-320.00 per family.

Explanatory Notes: Stage - Represents estimated lambing/kidding period (Open, Exp=exposed, Bred, Fall = Sep-Nov, Win = Dec-Feb, Spr = Mar-May, Sum=Jun-Aug; w/s = woolled and shorn; /hd= per head; /fam=per family
All price CWT unless otherwise noted.

MISSOURI DROUGHT MONITOR

Date	None	D0	D1	D2	D3	D4
01/02/24	6.73	21.77	41.05	29.36	1.09	0
12/26/23	6.73	21.19	41.91	29.08	1.09	0
01/03/23	50.31	37.18	10.90	1.61	0	0

Reflects percentage of Missouri impacted by drought. D0 Abnormally Dry; D1 Moderate Drought; D2 Severe Drought; D3 Extreme Drought; D4 Exceptional Drought

NATIONAL DIRECT DELIVERED FEEDER PIG REPORT

01/05/24 Receipts: 128,921 Week ago: 105,095 Year Ago: 91,714
Early weaned pigs and feeder pigs 2.00 to 3.00 lower.
Early weaned pigs 10-12 lbs. basis: Cash 79,986 head 20.00-43.00, weighted average 32.06
Formula 34,335 head 36.78-64.48, weighted average 50.16
Feeder pigs 40 pounds basis: Cash 14,600 head 30.00-53.00, weighted average 44.68

NATIONAL DAILY DIRECT PRIOR DAY HOG REPORTS FOR 01/05/24

BARROWS AND GILTS (Carcass Basis): 5,409 head
Base Carcass Price 41.00-47.00, weighted average 45.34

SOWS (Live Basis): 6,719 head
300-500 lbs. 16.00-48.39
Over 500 lbs. 27.54-50.00

MISSOURI WEEKLY DIRECT SLAUGHTER CATTLE REPORT 01/05/24

Weekly Receipts: 400 Week ago: 320 Year ago: 320
Trading as of Friday morning, flat dressed sales 2.00 higher.

LIVE STEERS & HEIFERS: No sales reported
DRESSED STEERS & HEIFERS: 10 loads flat Wed and Thu 275.00

GRADE AND WEIGHT (Grid): No sales reported

Click here for the current [National Crop Progress](#)
Click here for the current [Missouri Crop Progress](#)
The current hay directory can be found at: [Hay Directory](#).