

Weekly Market Summary

Published by:
Missouri Department of Agriculture
Ag Business Development Division
Market News Program



Chris Chinn, Director
 Jill Wood, Division Director
 Tony Hancock, Editor
<http://www.ams.usda.gov/marketnews.htm>
<http://www.ams.usda.gov/marketnews.htm>

Michael L. Parson, Governor

Volume XLIV, Number 3 ♦ P.O. Box 630, Jefferson City, MO 65102 ♦ (573) 751-4211 ♦ Mon, Jan 22, 2024

MISSOURI WEEKLY FEEDER CATTLE WEIGHTED AVERAGE REPORT

Feeder Cattle Receipts: 5,663 Week ago: 25,008 Year ago: 36,894
 Steers and Heifers Medium and Large 1—Weighted average weights and prices

STEERS: Medium and Large 1

325 lbs. 300.46 524 lbs. 292.24 725 lbs. 237.77 970 lbs. 205.15
 386 lbs. 291.01 581 lbs. 276.19 763 lbs. 231.27
 421 lbs. 293.69 634 lbs. 255.69 813 lbs. 227.50
 477 lbs. 308.80 670 lbs. 246.73 919 lbs. 218.05

HEIFERS: Medium and Large 1

343 lbs. 252.45 524 lbs. 249.62 725 lbs. 220.14
 383 lbs. 279.31 577 lbs. 231.50 770 lbs. 210.64
 435 lbs. 264.30 618 lbs. 230.38
 473 lbs. 259.73 684 lbs. 223.37

MISSOURI STEER (HEIFER) STOCKER FORMULA 01/22/2023

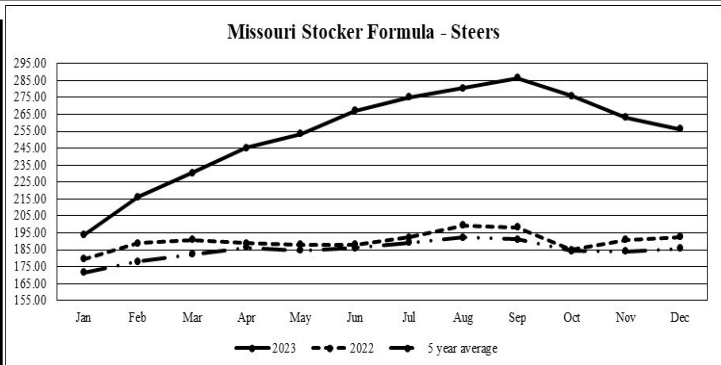
Monday's Missouri Stocker formula consists of **1042 (962)** head with a weighted average weight of **570.83 (559.18)** lbs. and a price value of **266.69 (230.86)**, 5.48 higher (4.68 higher) than last week. *Volume and prices impacted by inclement weather and lack of sale activity. This a rolling seven day calculated weighted value which combines all Feeder Steers reported by MDA/USDA Market News Service weighing from 400-649 lbs. in the Medium and Large 1 and Medium and Large 1-2 frame and muscle classifications, including all comment cattle except Brahman X. Heifer values are in parentheses.

MISSOURI WEEKLY CATTLE AUCTION SUMMARY

Total Receipts: 7,170 Week Ago: 28,505 Year Ago: 41,759

Compared to last week, a very light test of feeders sold with firm to higher undertones. Auction activity was very limited this week with most auctions being cancelled due to extreme cold and winter weather. The supply light and demand was light to moderate. Buyers would light to get back to buying cattle and filling orders but in many cases transporting cattle this week was impossible even if they could find them to buy. There has been some auctions that have seen near a month now without any market due to holidays and winter weather. Record setting cold make things just downright miserable for most of the week. Weeks like this make the hay piles smaller in a hurry as famers have to provide not only full diets but also provide a place for cattle to lay down and try to retain some body heat. Late in the week there was a few sales that took place and price were quite good reflecting buyers desire to fill orders. Callaway Livestock Center held a special yearling sale on Friday with many load lots of yearlings. A load of 733 lb, steers sold at 247.50 and two loads of 918 lb. steers sold for 223.00. Eastern Missouri Commission Company sold a part load of 811 lb. fancy heifers that were bought as replacements for 232.50. The monthly Cattle on Feed Report was released on Friday and came and went without any fanfare as all numbers feel with in expectations. The livestock sector will now wait till the end of the month for the semi-annual inventory report to see just how much the herd has decreased in the last year. Boxed beef cutouts posted significant gains again this week. On Friday choice closed at 295.50, up 5.91 and select closed at 283.05, up 11.48 compared to last week. Negotiated feedlot sales as of the Friday afternoon was dismal with only 12K head reported for the week. Missouri Stocker formula consists of 1042 head with a weighted average weight of 570.83 lbs. and a price value of 266.69, 6.81 higher than a week ago. The steer/heifer spread is 35.83.

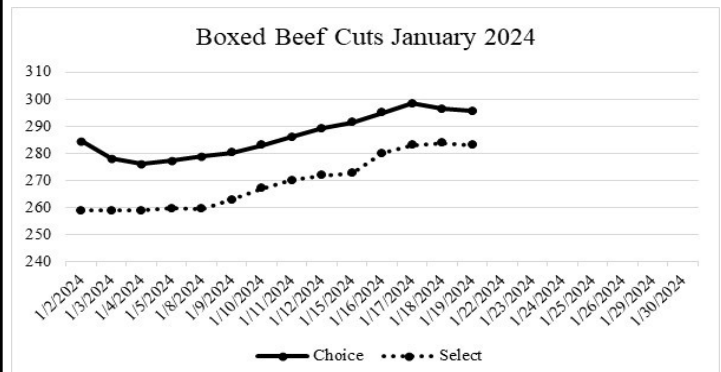
The Weekly Market Summary, as well as historical summaries, are available on our website <https://agmarketnews.mo.gov/summaries>
 Market News Hotline: 1-573-522-9244



*Graph is updated the first Monday of each month. Axis value ranges may be updated to reflect data points.

NATIONAL BOXED BEEF CUTOUT/BOXED BEEF CUTS

<u>DATE</u>	<u>CHOICE</u>	<u>SELECT</u>	<u>TOTAL LOADS</u>
1/15	291.42	272.56	102
1/16	294.99	279.98	112
1/17	298.45	283.02	102
1/18	296.29	283.76	144
1/19	295.50	283.05	111
5 Day Simple Average	295.33	280.47	



*Axis value ranges may be updated to reflect data points.

WEEKLY LIVESTOCK SLAUGHTER 01/20/24

	<u>CATTLE</u>	<u>HOGS</u>	<u>SHEEP</u>
Week to Date:	121,000	482,000	5,000
Last Week:	105,000	324,000	3,000
Last Year:	124,048	487,475	5,431

SOUTHWEST MISSOURI WEEKLY SUMMARY

(Joplin and Springfield)

Receipts: 1,438 Week ago: 9,712 Year Ago: 14,470

Compared to last week, steers and heifers firm undertone, with few comparisons. Slaughter cows and bulls 9.00 to 12.00 higher.

FEEDER STEERS:
Medium and Large 1

400-500 lbs. 282.00-308.00
500-600 lbs. 266.00-271.00
600-700 lbs. 231.00-254.00

FEEDER HEIFERS:
Medium and Large 1

450-500 lbs. 236.00-239.00
550-600 lbs. 217.00-226.00
600-700 lbs. 205.00-210.00
17 hd 744 lbs. 217.50

FEEDER HOLSTEIN STEERS
Large 3

Scarce Scarce

SLAUGHTER COWS: Breaking and Boning (70-85% Lean) 97.50-115.00, high dressing 104.00-130.00; low dressing 80.00-92.50. Lean (85-90%) 90.00-103.00
SLAUGHTER BULLS: Yield Grade 1-2 1335-2145 lbs. 112.00-125.00; high dressing 128.00-149.00; low dressing couple 107.50

BRED COWS: Medium and Large 1 2-8 yrs 1307-1680 lbs 1st/2nd stage 1600.00-1850.00, 2nd/3rd stage 1975.00-2200.00. Medium and Large 1-2 2-8 yrs 995-1395 lbs 2nd/3rd stage 1375.00-1925.00, 1st stage 1360.00-1450.00 per head
BRED HEIFERS: Medium and Large 1 <2 yrs 956-1363 lbs 2nd/3rd stage 2100.00-2700.00; 2-4 yrs 1166-1236 lbs 2nd/3rd stage 2150.00-2750.00 per head

COW & CALF PAIRS: Medium and Large 1 2-8 yrs 1446-1975 lbs with 150 to >300 lb calves 2400.00-2800.00; 2-8 yrs 1215-1918 lbs rebred 1st/2nd stage with 150 to >300 lb calves 2350.00-2850.00; >8 yrs 1613 lbs with >300 lb calves 2350.00 per pair

SOUTH CENTRAL MISSOURI WEEKLY SUMMARY

(West Plains, Phillipsburg)

Receipts: 740 Week ago: 3,493 Year Ago: 5,160

Compared to last week, steers and heifers mostly 8.00 to 14.00 higher, spots up to 20.00 higher on lightweight heifer calves on a light run. Slaughter cows and bulls 8.00 to 10.00 higher.

FEEDER STEERS:
Medium and Large 1

Few 300-350 lbs. 308.00-328.00
450-500 lbs. 296.00-322.00
500-600 lbs. 273.00-299.00
600-700 lbs. 241.00-255.00

FEEDER HEIFERS:
Medium and Large 1

Pkg 381 lbs. 282.00
450-500 lbs. 264.00-270.00
500-600 lbs. 229.50-255.00
600-650 lbs. 220.00-224.00

FEEDER HOLSTEIN STEERS
Large 3

Scarce Scarce

SLAUGHTER COWS: Breaking and Boning (70-85% lean) 100.00-107.50, high dressing 109.50-116.00; low dressing couple 97.50-98.00. Lean (85-90%) 87.00-100.00
SLAUGHTER BULLS: Yield Grade 1-2 1565-2460 lbs. 120.00-123.50

BRED COWS: Scarce

COW & CALF PAIRS: Scarce

BRED HEIFERS: Scarce

WEST CENTRAL MISSOURI WEEKLY SUMMARY

(Kingsville, Windsor, Butler)

Receipts: 1,168 Week ago: 3,359 Year ago: 7,772

Compared to two weeks ago, steers and heifers mostly steady, except some steers under 500 lbs up to 10.00 higher. Slaughter cows 6.00 to 8.00 higher. Slaughter bulls steady.

FEEDER STEERS:
Medium and Large 1

400-500 lbs. 286.00-331.00
500-600 lbs. 272.50-309.00
600-700 lbs. 250.00-263.00
700-750 lbs. 231.50-233.00
Pkg 855 lbs. 204.50

FEEDER HEIFERS:
Medium and Large 1

400-500 lbs. 250.00-278.00
500-600 lbs. 225.00-262.00
600-650 lbs. 220.00-229.00

SLAUGHTER BULLS: Yield Grade 1-2 1295-2090 lbs ind 109.50; high dressing couple 128.00-132.00; low dressing ind 100.00.

SLAUGHTER COWS: Breaking and Boning (70-85% Lean) 96.00-110.00, high dressing 105.00-113.50; low dressing couple 93.00-96.50. Lean (85-90%) 81.00-90.00

BRED COWS: Medium and Large 1-2 5-8 yrs 1095-1240 lbs 2nd/3rd stage 105.00-115.00 CWT

COW & CALF PAIRS: Medium and Large 1-2 2-4 yrs 1050 lbs with <150 lb calves 2300.00 per pair

NORTHEAST MISSOURI WEEKLY SUMMARY

(Bowling Green, Kingdom City, Palmyra)

Receipts: 3,546 Week ago: 6,250 Year ago: 4,959

Compared to last week, early week sales were cancelled due to the extreme cold weather with late week sales mostly yearlings all selling with a steady to firm undertone. Slaughter cows sold 5.00-8.00 higher.

FEEDER STEERS:
Medium and Large 1

500-600 lbs. 269.00-294.00
600-700 lbs. 238.00-269.00
700-800 lbs. 224.00-247.50
800-850 lbs. 217.00-234.00
900-1000 lbs. 191.00-223.00

FEEDER HEIFERS:
Medium and Large 1

400-500 lbs. 259.00-264.00
500-600 lbs. 226.00-251.00
600-700 lbs. 223.00-244.25
700-800 lbs. 197.00-225.75

SLAUGHTER BULLS: Yield Grade 1-2 1515-2205 lbs 112.00-119.50; few high dressing 126.50-135.00

SLAUGHTER COWS: Breaking and Boning, (70-85% lean) 93.00-105.00; high dressing 102.50-117.00; low dressing 84.00-96.00. Lean (85-90%) 86.00-95.00

SLAUGHTER STEERS: Choice 2-3 175.00-179.50. Select 1-2 165.00.

SLAUGHTER HEIFERS: Choice and Prime 2-4 180.50-181.50. Choice 2-3 175.00-179.50.

BRED COWS: Scarce

COW/CALF PAIRS: Scarce

NORTH CENTRAL MISSOURI WEEKLY SUMMARY

(Macon, Unionville, Green City, New Cambria) (w/e 1/12/24)

Receipts: 1,539 Week ago: 7,647 Year ago: 7,142

Compared to last week's very active market, 500-750 lb steers and 500-700 lb heifers selling 10.00-12.00 lower with spots 15.00 lower on the 6 weight heifers. Slaughter cows sold firm to 5.00 higher.

*Some sale barns on a bi-weekly schedule and may not have a sale each week.

FEEDER STEERS:
Medium and Large 1

10 hd 397 lbs. 310.00
400-500 lbs. 303.00-323.00
500-600 lbs. 259.25-298.00
600-700 lbs. 248.25-261.75
700-800 lbs. 230.00-240.75
Pkg 827 lbs. 217.00

FEEDER HEIFERS:
Medium and Large 1

400-500 lbs. 239.00-247.50
500-600 lbs. 224.00-239.00
600-700 lbs. 218.50-223.50
45 hd 710 lbs. 216.50
pkg 996 lbs. 185.00

SLAUGHTER BULLS: Yield Grade 1-2 ind 1740 lbs high dressing 125.00

SLAUGHTER COWS: Breaking and Boning, (70-85% lean) 85.50-100.00, high dressing 93.00-116.00; low dressing 82.50-88.50. Lean (85-90%) 82.00-87.00

BRED COWS: Scarce

COW & CALF PAIRS: Scarce

SOUTHEAST MISSOURI WEEKLY SUMMARY

(Jackson and Farmington)

Receipts: 278 Week ago: 1,481 Year ago: 1,732

Too few feeders for a market comparison. Slaughter cows steady to 1.00 higher.

FEEDER STEERS:

Medium and Large 1

300-400 lbs. 278.00-305.00
 400-500 lbs. 257.00-287.00
 500-600 lbs. 250.00-280.00
 600-650 lbs. 250.00
 700-750 lbs. 210.00-220.00

FEEDER HEIFERS:

Medium and Large 1

300-400 lbs. 250.00-276.00
 400-500 lbs. 232.00-267.00
 500-600 lbs. 212.00-247.00
 600-700 lbs. 186.00-210.00
 700-800 lbs. 175.00-200.00

SLAUGHTER BULLS: Yield Grade 1-2 1090 lbs ind 90.00

SLAUGHTER COWS: Breaking and Boning (75-85% lean) 79.00-86.00; high dressing 89.00-98.00. Lean (85-90% lean) 60.00-78.00

BRED COWS: Scarce

COW & CALF PAIRS: Scarce

EAST CENTRAL MISSOURI WEEKLY SUMMARY

(Cuba, Vienna) (w/e 1/12/24)

Receipts: 646 Three Weeks ago: 1,533 Year ago: 3,852

Feeder supply not sufficient to establish a market trend. Slaughter cows steady compared to three weeks ago.

FEEDER STEERS:

Medium and Large 1

Pkg 374 lbs. 260.00
 400-500 lbs. 250.00-271.00
 500-600 lbs. 232.50-260.00
 Pkg 620 lbs. 235.00
 Pkg 725 lbs. 220.00
 800-900 lbs. 206.00-210.00

FEEDER HEIFERS:

Medium and Large 1

Pkg 426 lbs. 250.00
 500-600 lbs. 220.00-241.00
 600-650 lbs. 227.00-231.00
 Pkg 726 lbs. 200.00

SLAUGHTER BULLS: Yield Grade 1-2 1475-1980 lbs ind 110.00; ind high dressing 131.00; low dressing couple 95.00-108.00

SLAUGHTER COWS: Breaking and Boning, (70-85% lean) 90.00-99.50; high dressing 102.50; low dressing 88.00. Lean (85-90%) 82.00-91.00

BRED COWS: Medium and Large 1-2 2-8 yrs 1150-1400 lbs 2nd/3rd stage 1400.00-1700.00; >8 yrs 1282 lbs 3rd stage 1375.00 per head

COW & CALF PAIRS: Medium and Large 1-2 5-8 yrs 1170 lbs with 150-300 lb calves 1725.00 per pair

NORTHWEST MISSOURI WEEKLY SUMMARY

(Tina) (w/e 1/12/24)

Receipts: 2,025 Week Ago: 2,192 Year Ago: 2,508

Compared to last week, feeders steady to firm, with steers 400-500 lbs 10.00 to 15.00 higher. Slaughter cows and bulls 200 to 4.00 higher.

FEEDER STEERS:

Medium and Large 1

400-500 lbs. 305.00-337.50
 500-600 lbs. 275.00-301.00
 600-700 lbs. 255.00-266.00
 700-800 lbs. 223.00-236.00
 800-900 lbs. 219.50-223.00

FEEDER HEIFERS:

Medium and Large 1

400-500 lbs. 250.00-268.00
 500-600 lbs. 232.00-254.00
 600-700 lbs. 220.00-235.00
 700-750 lbs. 212.50-221.00

SLAUGHTER BULLS: Yield Grade 1-2 1370-2220 lbs 97.00-116.00

SLAUGHTER COWS: Breaking and Boning, (70-85% lean) 81.00-94.00; high dressing 94.00-107.00. Lean (85-90%) 79.00-88.00

BRED COWS: Scarce

COW & CALF PAIRS: Scarce

AFTERNOON NATIONAL SLAUGHTER CATTLE REVIEW

Thus far for Friday in the Southern Plains and region negotiated cash trade has been at standstill. In the Western Cornbelt and Nebraska negotiated cash trade was slow on light demand, however not enough purchases for a market trend. Last week in the Southern Plains live FOB purchases traded at 172.00. In Nebraska live FOB purchases traded at 173.00 and dressed delivered purchases from 272.00-275.00. In the Western Cornbelt live FOB purchases traded at 175.00 and dressed delivered purchases at 275.00.

Negotiated Cash Sales:

Confirmed:	9,503	Week Ago:	6,545	Year Ago:	5,599
Week to date:	12,090	Week Ago:	35,472	Year Ago:	58,630

<u>Live Basis</u>	<u>Steers</u>	<u>Heifers</u>
Over 80% Choice	172.00-175.00, avg 173.95	174.00-175.00, avg 174.93
65-80% Choice	-	-
35-65% Choice	173.00	-
0-35% Choice	-	-
Total All Grades	172.00-175.00, avg 173.84	174.00-175.00, avg 174.93
<u>Dressed Basis</u>		
Over 80% Choice	273.00-277.00, avg 274.04	273.00-274.00, avg 273.83
65-80% Choice	272.00-274.00, avg 272.75	273.00
35-65% Choice	-	-
0-35% Choice	-	-
Total All Grades	272.00-277.00, avg 273.69	273.00-274.00, avg 273.45

<u>All Beef Type Steers/Heifers</u>	<u>Head</u>	<u>Avg Wt</u>	<u>Price Range</u>	<u>Wtd Avg</u>
Live FOB	3,726	1426.6	172.00-176.00	174.14
Live Del	578	1411.4	174.00-177.00	175.76
Dressed Del	5,079	915.8	272.00-277.00	274.03
Dressed FOB	120	899.0	275.00	275.00

WEEKLY COMMODITY FUTURES TRENDS

Compared to last week, Live Cattle 2.38 to 3.20 higher, Lean Hogs 0.47 to 1.15 lower, Feeder Cattle 3.53 to 4.48 higher.

Daily Futures Closes

	Mon.	Tues.	Wed.	Thu.	Fri.
Cattle					
Feb	Holiday	173.12	173.10	174.82	174.37
Apr		175.17	175.62	177.65	177.37
Jun		172.17	172.80	174.52	174.32
Aug		172.82	173.42	174.92	174.77
Oct		177.65	178.17	179.47	179.35
Lean Hogs					
Feb	Holiday	70.77	71.45	71.10	70.75
Apr		77.57	77.97	78.45	78.15
May		83.90	83.95	84.10	83.97
Jun		92.05	92.17	92.07	91.65
Jul		92.04	93.85	93.75	93.42
Fdr Cat					
Jan	Holiday	227.55	228.42	230.92	230.10
Mar		228.82	229.77	232.55	231.95
Apr		234.27	235.20	237.75	237.47
May		239.02	240.00	242.35	242.30
Aug		255.00	255.75	257.90	257.87
Milk					
Jan	Holiday	15.16	15.16	15.14	15.18
Feb		15.73	15.71	15.65	15.79
Mar		16.18	16.14	16.05	16.09

WEEKLY COMMODITY GRAIN FUTURES TRENDS

Compared to last week, Soybeans 0.11 to 0.12 lower, Wheat 0.03 to 0.09 lower, Corn 0.02 to 0.06 lower, KC Wheat 0.06 to 0.09 lower, Soybean Meal 2.80 to 5.60 lower.

Daily Grain Futures Closes

	Mon.	Tues.	Wed.	Thu.	Fri.
Soybeans					
Mar	Holiday	1227 1/4	1205 3/4	1213 1/2	1213 1/4
May		1238 1/2	1218 1/4	1224 1/4	1223
Jul		1246 3/4	1228 1/4	1233	1232
Aug		1234 1/2	1218	1222 1/4	1221
Sep		1208 3/4	1194 3/4	1197 3/4	1197 1/4
Wheat					
Mar	Holiday	582	582 1/2	585 1/2	593 1/4
May		596	594 1/4	596 3/4	603 1/2
Jul		605 1/4	602	603 3/4	609 3/4
Sep		617 1/2	614	615 1/4	621
Dec		632 3/4	629	630 1/2	636 1/4
Corn					
Mar	Holiday	443 1/2	442 1/4	444	445 1/2
May		455 1/4	453 3/4	455	456
Jul		464	462 1/2	463 1/2	464 1/4
Sep		469 3/4	467 3/4	468 1/4	468 3/4
Dec		477 1/4	475	475 3/4	476
KC Wheat					
Mar	Holiday	601 1/2	594	605 1/4	608
May		605 1/2	598 3/4	608 1/4	611 1/2
Jul		609	602 1/2	611 6/22	614
Sep		620 1/4	614 1/2	1/2	625 1/2
Dec		636	630	638	642 1/2
SB Meal					
Mar	Holiday	371.10	358.70	361.30	356.50
May		367.40	356.10	357.50	356.20
Jul		368.30	358.10	359.40	359.20
Aug		367.40	358.00	359.40	359.80
Sep		365.40	356.50	358.10	358.90

MONTHLY GRAIN CROP

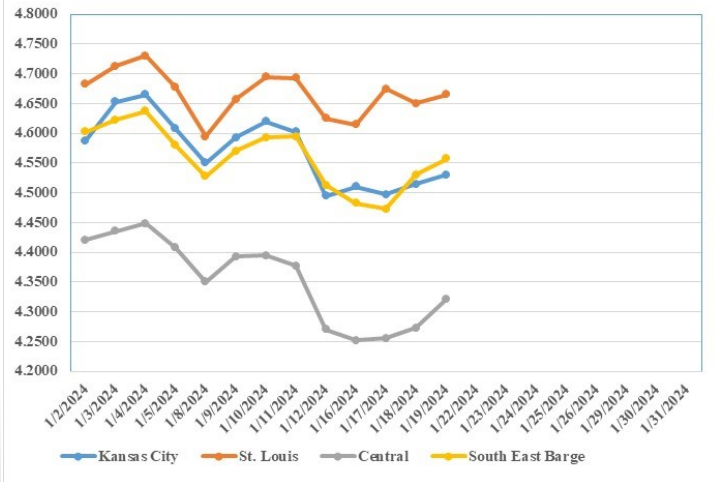
January 2024 Soybean Bids



January 2024 Wheat Bids



January 2024 Corn Bids



*Axis value ranges may be updated to reflect data points.

MISSOURI GRAIN WEEKLY TRENDS

Compared to last week, Soybeans 0.10 to 0.11 lower, Wheat 0.03 to 0.07 lower, Corn 0.02 lower to 0.08 higher, Sorghum 0.01 to 0.02 lower.

Area	#1 Soybeans	#2 Soft Wheat	#2 Corn	#2 Grain Sorghum
Kansas City				
Friday**	12.04-12.39	5.66	4.37-4.62	4.82
Monday	Holiday			
Tuesday	12.07-12.42	5.52	4.33-4.68	4.78
Wednesday	11.85-12.20	5.52	4.32-4.67	4.77
Thursday	11.94-12.29	5.56	4.34-4.69	4.79
Friday	11.93-12.28	5.63	4.36-4.71	4.81
St. Louis				
Friday**	12.57-12.58	5.86-6.21	4.62-4.63	4.87
Monday	Holiday			
Tuesday	12.59	5.72-6.07	4.59-4.63	4.83
Wednesday	12.37-12.38	5.72-6.07	4.62-4.63	4.82
Thursday	12.47	5.76-6.11	4.65	4.84
Friday	12.47-12.48	5.83-6.18	4.67	4.86
Central				
Friday**	11.89-11.94	5.46	4.22-4.32	---
Monday	Holiday			
Tuesday	11.92-11.97	5.32-5.57	4.18-4.28	---
Wednesday	11.70-11.75	5.32-5.57	4.17-4.32	---
Thursday	11.79-11.84	5.36-5.61	4.19-4.34	---
Friday	11.78-11.83	5.68	4.26-4.36	---
S.E. MO				
Friday**	12.44-12.49	---	4.42-4.57	---
Monday	Holiday			
Tuesday	12.47-12.52	---	4.39-4.53	---
Wednesday	12.23-12.30	---	4.38-4.52	---
Thursday	12.32-12.44	---	4.42-4.61	---
Friday	12.34-12.45	---	4.44-4.64	---

(PRICES PER BUSHEL) *NEW CROP **PREVIOUS WEEK'S PRICES
*Bids calculated using Kansas City, St. Louis, and St. Joseph bids

WHOLESALE FEEDSTUFFS PRICES (DOLLARS PER TON-BULK BASIS)

Area	Soybean Hulls Pellets	Soybean Meal 46.5-48%	Corn Gluten Pellets 21%	Wheat Middlings
Kansas City	160.00	365.00	267.50	201.67
St. Louis	n/a	n/a	257.50	176.00

CATTLE ON FEED

United States Cattle on Feed Up 2 Percent

Cattle and calves on feed for the slaughter market in the United States for feedlots with capacity of 1,000 or more head totaled 11.9 million head on January 1, 2024. The inventory was 2 percent above January 1, 2023. The inventory included 7.20 million steers and steer calves, up 2 percent from the previous year. This group accounted for 60 percent of the total inventory. Heifers and heifer calves accounted for 4.74 million head, up 2 percent from 2023.

Placements in feedlots during December totaled 1.70 million head, 4 percent below 2022. Net placements were 1.64 million head. During December, placements of cattle and calves weighing less than 600 pounds were 440,000 head, 600-699 pounds were 410,000 head, 700-799 pounds were 380,000 head, 800-899 pounds were 279,000 head, 900-999 pounds were 110,000 head, and 1,000 pounds and greater were 85,000 head.

Marketings of fed cattle during December totaled 1.73 million head, 1 percent below 2022.

Other disappearance totaled 60,000 head during December, 11 percent above 2022.

MISSOURI WEEKLY SHEEP/GOAT AUCTION SUMMARY

Receipts: 1,130 Week Ago: 2,056 Last Year: 1,358

SHEEP: Feeder Lambs Small and Medium 1-2 30-40 lbs 282.00-305.00. Small and Medium 1-2 hair 20-30 lbs 190.00-255.00; 40-50 lbs 280.00-332.50.

Slaughter lambs Choice and Prime 1-2 woolled 50-80 lbs 285.00-335.00; pkg 91 lbs yearlings 285.00. Choice and Prime 1-2 hair 40-85 lbs 267.00-345.00; 90-100 lbs 220.00-230.00. Choice and Prime 1-3 hair 50-70 lbs 305.00-347.50; 70-90 lbs 270.00-322.50; 90-100 lbs 257.50-265.00; 100-120 lbs 212.50-242.50. Choice 1-2 hair pkg 60 lbs 260.00. Choice 1-3 hair 50-60 lbs 300.00-317.50; 60-70 lbs 277.50-302.50; pkg 79 lbs 200.00; 16 hd 86 lbs 255.00; pkg 115 lbs 205.00.

Slaughter ewes Utility and Good 2 70-90 lbs 100.00-115.00; 110-175 lbs 90.00-127.00. Utility and Good 2-3 110-125 lbs 77.00-92.00; 150-160 lbs 85.00-95.00. Good 2-3 hair 110-145 lbs 112.50-125.00. Utility and Good 1-3 hair 85-165 lbs 92.50-112.50. Cull and Utility 1-2 hair 85-120 lbs 72.50-95.00. Slaughter bucks 1-2 120-140 lbs 112.00-125.00; couple 200-205 lbs 100.00-110.00. Bucks 1-2 hair 125-145 lbs 100.00-105.00; couple 190 lbs 82.50.

Replacement ewes Medium and Large 1-2 hair 2-4 yrs 130-135 lbs exp 170.00-175.00. Small and Medium 1-2 hair 1-2 yrs 115-130 lbs spr 120.00-132.50; 2-4 yrs 115 lbs exp 185.00.

Families Small and Medium 1-2 2-4 yrs 90 lbs exp with <20 lb lambs 160.00-250.00 per family.

GOATS: Feeder kids Selection 1 35-45 lbs 325.00-365.00. Selection 1-2 pkg 32 lbs 320.00. Selection 2 45-50 lbs 265.00-280.00. Selection 2 22 lbs pygmies 37.50-70.00 per head. Selection 3 pkg 28 lbs pygmies 125.00; pkg 30 lbs 190.00.

Slaughter kids Selection 1 50-65 lbs 327.50-377.50. Selection 1-2 40-50 lbs 305.00-330.00; 50-75 lbs 280.00-310.00. Selection 2 50-70 lbs 305.00-317.50; 16 hd 85 lbs 250.00. Slaughter nannies/does Selection 1-2 pkg 51 lbs 135.00; pkg 52 lbs pygmies 105.00; 75-130 lbs 120.00-125.00. Slaughter bucks/billies Selection 1-2 pkg 70 lbs 125.00; pkg 95 lbs 167.50; 110-140 lbs 130.00-212.50. Wethers Selection 1-2 pkg 115 lbs 250.00. Wether kids Selection 1 pkg 68 lbs 317.50.

Replacement nannies/does Selection 1-2 1-2 yrs 112 lbs exp 190.00; 2-4 yrs 80-90 lbs exp 140.00-210.00.

Families Selection 1-2 2-4 yrs pygmies 55 lbs exp with <20 lb kids 145.00 per family; 70 lbs exp with <20 lb kids 115.00 per family.

Explanatory Notes: Stage - Represents estimated lambing/kidding period (Open, Exp=exposed, Bred, Fall = Sep-Nov, Win = Dec-Feb, Spr = Mar-May, Sum=Jun-Aug; w/s = woolled and shorn; /hd= per head; /fam=per family
All price CWT unless otherwise noted.

MISSOURI DROUGHT MONITOR

Date	None	D0	D1	D2	D3	D4
01/16/24	16.81	23.44	42.99	16.34	0.42	0
01/09/24	11.02	15.78	43.40	29.38	0.42	0
01/17/23	40.18	49.08	9.13	1.61	0	0

Reflects percentage of Missouri impacted by drought. D0 Abnormally Dry; D1 Moderate Drought; D2 Severe Drought; D3 Extreme Drought; D4 Exceptional Drought

NATIONAL DIRECT DELIVERED FEEDER PIG REPORT

01/19/24 Receipts: 134,461 Week ago: 135,009 Year Ago: 99,513

Early weaned pigs and feeder pigs steady. Early weaned pigs 10-12 lbs. basis: Cash 80,288 head 13.00-46.00, weighted average 36.18.

Formula 42,613 head 36.43-62.80, weighted average 48.74.

Feeder pigs 40 pounds basis: Cash 11,560 head 43.00-52.00, weighted average 48.46

NATIONAL DAILY DIRECT PRIOR DAY HOG REPORTS FOR 01/19/24

BARROWS AND GILTS (Carcass Basis): 1,956 head
Base Carcass Price 39.00-48.50, weighted average 47.24

SOWS (Live Basis): 8,376 head
300-500 lbs. 15.00-44.00
Over 500 lbs. 25.23-45.00

MISSOURI WEEKLY DIRECT SLAUGHTER CATTLE REPORT 01/19/24

Weekly Receipts: 160 Week ago: 160 Year ago: 280

Trading as of Friday morning, flat dressed sales 2.00 lower with grid dressed sales in active.

LIVE STEERS & HEIFERS: No sales reported
DRESSED STEERS & HEIFERS: 4 loads 273.00 flat Fri afternoon

GRADE AND WEIGHT (Grid): No sales reported

MISSOURI WEEKLY HAY SUMMARY 01/18/24

A tough week for famers in the state as extremely cold record breaking weather settled across the Midwest. Hay movement was minimal as transportation in many areas was near impossible. Farmers struggled just getting around to feed locally and dealing with all the headaches that come with the extreme low temperatures. NASS officially released hay production and stock numbers this past week. Those numbers did indeed reflect much lower supplies than historically normal but didn't seem to paint the picture quite as negatively as many felt it was or should be related to what is being seen locally in most areas of the state. The supply of hay is light to moderate, demand is moderate, and prices mostly steady. The Missouri Department of Agriculture has a hay directory at <https://apps.mda.mo.gov/haydirectory> or visit the University of Missouri Extension feed stuff finder at <https://feedstufffinder.org>
Alfalfa - Supreme 250.00-300.00, small square 10.00-15.00 per bale
Alfalfa - Premium 200.00-250.00
Alfalfa - Good 150.00-200.00, small square 5.00-10.00 per bale
Alfalfa - Fair 125.00-150.00
Alfalfa/grass mix - Good/Premium small square 5.00-10.00 per bale
Mixed grass - Good/Premium 150.00-225.00
Mixed grass-Fair/Good 100.00-175.00, small square 5.00-11.00 per bale
Mixed grass - Fair 50.00-100.00 per large round bale
Wheat straw - 4.00-7.00 per small square bale

Please Note: The above volumes (tonnage, acres, and bales) listed are for confirmed trades only, it does not include estimated volume (tonnage) for bids or offers to the trade. List your hay for sale at: [Hay Listing Online Form](#). Explanation of Hay Quality Guidelines: [Hay Quality Designation Guidelines](#). Glossary of Terms: [Livestock, Poultry, & Grain Hay Terms](#)

Click here for the current [National Crop Progress](#)
Click here for the current [Missouri Crop Progress](#)
The current hay directory can be found at: [Hay Directory](#).