

# Weekly Market Summary

Published by:  
**Missouri Department of Agriculture**  
**Ag Business Development Division**  
**Market News Program**



Chris Chinn, Director  
 Jill Wood, Division Director  
 Tony Hancock, Editor  
<http://www.ams.usda.gov/marketnews.htm>  
[agmarketnews.mo.gov](http://agmarketnews.mo.gov)

Michael L. Parson, Governor

Volume XLIV, Number 4 ♦ P.O. Box 630, Jefferson City, MO 65102 ♦ (573) 751-4211 ♦ Mon, Jan 29, 2024

## MISSOURI WEEKLY FEEDER CATTLE WEIGHTED AVERAGE REPORT

Feeder Cattle Receipts: 34,706 Week ago: 5,663 Year ago: 14,126  
 Steers and Heifers Medium and Large 1—Weighted average weights and prices

### STEERS: Medium and Large 1

334 lbs. 320.92	525 lbs. 302.02	720 lbs. 239.88	925 lbs. 220.02
376 lbs. 322.38	574 lbs. 282.52	769 lbs. 232.67	972 lbs. 212.00
430 lbs. 318.40	627 lbs. 263.87	822 lbs. 223.77	
479 lbs. 311.12	673 lbs. 247.89	877 lbs. 224.07	

### HEIFERS: Medium and Large 1

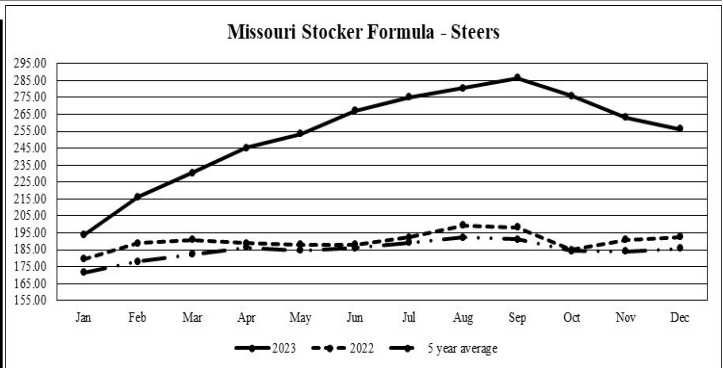
331 lbs. 272.94	526 lbs. 250.50	722 lbs. 219.48	985 lbs. 178.88
378 lbs. 291.12	575 lbs. 241.20	773 lbs. 204.79	
432 lbs. 270.97	623 lbs. 232.39	819 lbs. 204.40	
473 lbs. 262.60	666 lbs. 224.96	904 lbs. 195.37	

## MISSOURI STEER (HEIFER) STOCKER FORMULA 01/29/2023

Monday's Missouri Stocker formula consists of 6712 (6672) head with a weighted average weight of 561.20 (551.93) lbs. and a price value of 277.77 (240.45), 11.08 higher (9.59 higher) than last week. \*Volume and prices impacted by inclement weather and lack of sale activity. This a rolling seven day calculated weighted value which combines all Feeder Steers reported by MDA/USDA Market News Service weighing from 400-649 lbs. in the Medium and Large 1 and Medium and Large 1-2 frame and muscle classifications, including all comment cattle except Brahman X. Heifer values are in parentheses.

## MISSOURI WEEKLY CATTLE AUCTION SUMMARY

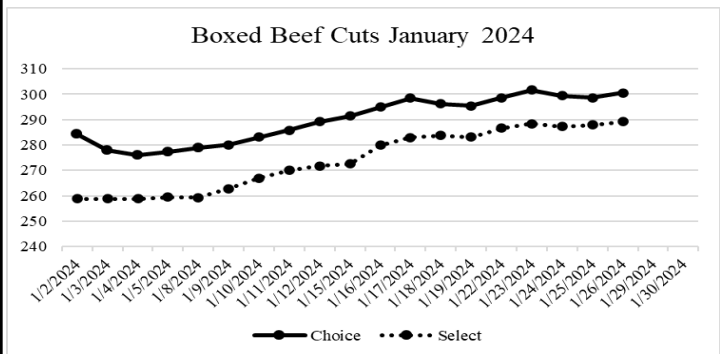
Total Receipts: 40,065 Week Ago: 7,170 Year Ago: 18,231  
 Compared to a light test last week feeders sold 5.00 to 10.00 higher, many barns hadn't had a sale for two weeks and a few had to go all the way prior to Christmas due to the holidays and winter weather interruptions so some barns locally saw big jumps in the markets compared to their last local test. The supply was moderate although some early week barns were limited due to an ice storm several cattle got to the barns before conditions prevented travel. A mid-week warm up melted ice and much of the snow that has covered the ground in the northern part of the state for over two weeks. This resulted in extremely muddy conditions statewide that made feeding and moving cattle a sloppy mess. Demand was good to very good as despite less than favorable weather as buyers were eager to have the opportunity to finally fill a few orders. The slaughter cow and bull market also posted some significant gains will some high dressing cows into the mid 120's and the top end of the bulls in the high 150's to 160. January was hard on the hay piles and many farmers are once again expressing some concerns about hay supplies, but water supplies are no longer an issue. Several stick out sales this week which included a load of 516 lbs. steers at Joplin Regional Stockyards which sold for 317.00. A load of 639 lb. steers at New Cambria Livestock Market sold for 277.75. Unionville Livestock Market sold a load of reputation 879 lb. steers for 236.75. Windsor Livestock Market sold a load of 705 lb. heifers at 226.75. The largest draft of the week was 315 head of 904 lb. heifers at Joplin Regional Stockyards that sold for 195.50. Boxed beef cutouts posted gains again this week with choice passing the 300.00 mark once again. On Friday choice closed at 300.53, up 5.03 and select closed at 289.13, up 6.08 compared to last week. Negotiated feedlot sales as of the Friday afternoon was 81K reported for the week. Live sales were reported at 174.00-177.00 and dressed sales at 277.00-279.00. Missouri Stocker formula consists of 6712 head with a weighted average weight of 561.20 lbs. and a price value of 277.77, 11.08 higher than a week ago. The steer/heifer spread is 37.32.



\*Graph is updated the first Monday of each month. Axis value ranges may be updated to reflect data points.

## NATIONAL BOXED BEEF CUTOUT/BOXED BEEF CUTS

<u>DATE</u>	<u>CHOICE</u>	<u>SELECT</u>	<u>TOTAL LOADS</u>
01/22	298.67	286.58	78
01/23	301.66	288.38	100
01/24	299.50	287.24	126
01/25	298.68	287.85	146
01/26	300.53	289.13	76
<b>5 Day Simple Average</b>	299.81	287.84	



\*Axis value ranges may be updated to reflect data points.

## WEEKLY LIVESTOCK SLAUGHTER 01/27/24

	<u>CATTLE</u>	<u>HOGS</u>	<u>SHEEP</u>
Week to Date:	618,000	2,719,000	35,000
Last Week:	617,000	2,630,000	33,000
Last Year:	653,208	2,546,427	32,439

The Weekly Market Summary, as well as historical summaries, are available on our website <https://agmarketnews.mo.gov/summaries>  
 Market News Hotline: 1-573-522-9244

**SOUTHWEST MISSOURI WEEKLY SUMMARY**

(Joplin and Springfield)

Receipts: 8,885 Week ago: 1,438 Year Ago: 3,511

Compared to two weeks ago, steers 8.00 to 20.00 higher, heifers 5.00 to 20.00 higher. Slaughter cows steady to 5.00 higher.

**FEEDER STEERS:**

Medium and Large 1

300-400 lbs.	320.00-335.00
400-500 lbs.	293.00-335.00
500-600 lbs.	271.00-317.50
600-700 lbs.	237.00-273.00
700-800 lbs.	219.00-242.00
800-900 lbs.	211.00-236.00
900-950 lbs.	208.50-216.00

**FEEDER HEIFERS:**

Medium and Large 1

300-400 lbs.	249.00-322.50
400-500 lbs.	245.00-280.00
500-600 lbs.	223.00-264.00
600-700 lbs.	215.00-237.00
700-800 lbs.	197.00-229.50
30 hd 825 lbs.	206.00
315 hd 904 lbs.	195.50

**FEEDER HOLSTEIN STEERS**

Large 3

400-500 lbs.	152.00-156.00
500-600 lbs.	145.00-175.00
600-700 lbs.	155.00-167.00
15 hd 711 lbs.	166.00
900-950 lbs.	140.00-155.00

**SLAUGHTER COWS:** Breaking and Boning (70-85% lean) 96.00-118.00, high dressing 110.00-124.00; low dressing 82.50-103.00. Lean (85-90%) 90.00-106.00.

**SLAUGHTER BULLS:** Yield Grade 1-2 1205-2425 lbs. 123.00-143.00; high dressing 139.00-160.50; low dressing 105.00-120.00

**BRED COWS:** Medium and Large 1 2-4 yrs 1090-1280 lbs 2nd/3rd stage 1800.00-2375.00; ;2-8 yrs 1105-1520 lbs 2nd/3rd stage 1700.00-2450.00, 1st stage 1800.00; >8 yrs 1340-1460 lbs 2nd/3rd stage 1675.00-1875.00 per head

**BRED HEIFERS:** Medium and Large 1 2-4 yrs 1160 lbs fancy 2nd/3rd stage 2800.00-2885.00. Medium and Large 1-2 2-4 yrs 955-1060 lbs 2nd/3rd stage 1250.00-1500.00 per head

**COW & CALF PAIRS:** Medium and Large 1-2 1090-1385 lbs with baby to 300 lb calves 1600.00-2050.00; 2-8 yrs 1090-1380 lbs rebred 1st stage with >300 lb calves 1800.00-2300.00 per pair

**SOUTH CENTRAL MISSOURI WEEKLY SUMMARY**

(West Plains, Phillipsburg)

Receipts: 3,396 Week ago: 740 Year Ago: 1,906

Compared to two weeks ago, steers and heifers steady to 5.00 higher, spots up to 10.00 higher. Slaughter cows steady to 5.00 higher, spots up to 15.00 higher early week.

**FEEDER STEERS:**

Medium and Large 1

300-400 lbs.	315.00-336.00
400-500 lbs.	300.00-325.00
500-600 lbs.	262.00-313.00
600-700 lbs.	239.00-270.00
700-800 lbs.	220.00-240.00

**FEEDER HEIFERS:**

Medium and Large 1

15 hd 343 lbs.	280.00
400-500 lbs.	242.50-277.00
500-600 lbs.	229.00-261.00
600-700 lbs.	213.00-234.00
700-800 lbs.	197.25-212.50
Pkg 924 lbs.	185.00

**FEEDER HOLSTEIN STEERS**

Large 3

Scarce

**SLAUGHTER COWS:** Breaking and Boning (70-85% lean) 96.50-108.00, high dressing 107.00-120.00; low dressing 90.00-99.00. Lean (85-90%) 85.00-100.00

**SLAUGHTER BULLS:** Yield Grade 1-2 1255-2125 lbs. 115.00-131.00; high dressing 125.00-158.00; low dressing 94.00-112.00

**BRED COWS:** Medium and Large 1-2 2-8 yrs 1065-1450 lbs 2nd/3rd stage 1300.00-1900.00 per head

**BRED HEIFERS:** Scarce

**COW & CALF PAIRS:** Medium and Large 1 2-8 yrs 1350 lbs rebred 1st stage with >300 lb calves 2850.00. Medium and Large 1-2 2-8 yrs 1030-1455 lbs with 150-300 lb calves 1800.00-1950.00 per pair

**WEST CENTRAL MISSOURI WEEKLY SUMMARY**

(Kingsville, Windsor, Butler)

Receipts: 7,951 Week ago: 1,168 Year ago: 2,544

Compared to last week, feeders mostly steady to 5.00 higher. Slaughter cows 2.00 to 8.00 higher.

**FEEDER STEERS:**

Medium and Large 1

400-500 lbs.	295.00-338.50
500-600 lbs.	262.00-321.00
600-700 lbs.	225.00-279.00
700-800 lbs.	222.50-255.00
800-900 lbs.	210.00-236.25

**FEEDER HEIFERS:**

Medium and Large 1

400-500 lbs.	249.00-291.00
500-600 lbs.	227.00-272.50
600-700 lbs.	217.00-240.00
700-800 lbs.	205.50-226.75
10 hd 818 lbs.	195.00

**SLAUGHTER BULLS:** Yield Grade 1-2 1245-2190 lbs 110.00-127.00; high dressing 124.00-142.00; low dressing 97.50-108.00

**SLAUGHTER COWS:** Breaking and Boning (70-85% lean) 96.50-116.00, high dressing 109.00-126.00; low dressing 92.00-97.00. Lean (85-90%) 89.00-104.00.

**BRED COWS:** Medium and Large 1-2 >5 yrs 1204 lbs 2nd/3rd stage 1185.00 per head

**COW & CALF PAIRS:** Scarce

**NORTHEAST MISSOURI WEEKLY SUMMARY**

(Bowling Green, Kingdom City, Palmyra)

Receipts: 5,389 Week ago: 3,546 Year ago: 3,870

Compared to last week, steer and heifer calves under 600 lbs sold mostly 10.00-20.00 higher, spots 25.00 higher, with over 600 lbs trading mostly 5.00-10.00 higher. Slaughter cows sold steady to 5.00 higher.

**FEEDER STEERS:**

Medium and Large 1

400-500 lbs.	300.00-338.00
500-600 lbs.	267.50-315.50
600-700 lbs.	234.50-279.00
700-800 lbs.	218.50-247.00
800-900 lbs.	217.50-225.50

**FEEDER HEIFERS:**

Medium and Large 1

400-500 lbs.	270.00-302.00
500-600 lbs.	285.00-291.00
600-700 lbs.	220.00-246.50
700-800 lbs.	197.50-224.00

**SLAUGHTER BULLS:** Yield Grade 1-2 1375-2210 lbs 109.00-125.00; high dressing 124.00-137.00

**SLAUGHTER COWS:** Breaking and Boning, (70-85% lean) 90.00-107.50; high dressing 101.50-120.50; low dressing 82.00-97.00. Lean (85-90%) 86.50-99.00

**SLAUGHTER STEERS:** Choice and Prime 2-4 180.00. Choice 2-3 174.00-176.50. Select and Choice 2-3 167.00-173.50

**SLAUGHTER HEIFERS:** Choice 2-3 175.50-179.00. Select and Choice 2-3 167.00-173.50.

**BRED COWS:** Medium and Large 1-2 5-8 yrs 1375-1515 lbs 3rd stage 1400.00-1700.00 per head

**COW/CALF PAIRS:** Scarce

**NORTH CENTRAL MISSOURI WEEKLY SUMMARY**

(Macon, Unionville, Green City, New Cambria)

Receipts: 7,295 Week ago: 0 Year ago: 3,963

Compared to two weeks ago, feeders 5.00 to 10.00 higher, spots 15.00 higher. Slaughter cows firm to 5.00 higher.

\*Some sale barns on a bi-weekly schedule and may not have a sale each week.

**FEEDER STEERS:**

Medium and Large 1

300-400 lbs.	320.00-322.00
400-500 lbs.	295.00-326.00
500-600 lbs.	260.00-317.00
600-700 lbs.	250.00-288.00
700-800 lbs.	221.00-261.10
800-900 lbs.	225.00-236.75

**FEEDER HEIFERS:**

Medium and Large 1

400-500 lbs.	245.00-276.00
500-600 lbs.	231.00-262.50
600-700 lbs.	219.50-252.00
700-800 lbs.	217.00-229.50

**SLAUGHTER BULLS:** Yield Grade 1-2 1600-2035 lbs 116.50-135.00

**SLAUGHTER COWS:** Breaking and Boning, (70-85% lean) 90.00-110.00, high dressing 104.50-121.50; low dressing 85.50-98.50. Lean (85-90%) 80.00-100.00

**BRED COWS:** Medium and Large 1 2-8 yrs 1125-1500 lbs 2nd and 3rd stage 1800.00-2600.00 per head

**BRED HEIFERS:** Medium and Large 1 <2 yrs 1050-1275 lbs 3rd stage 2275.00-2500.00 per head

**SOUTHEAST MISSOURI WEEKLY SUMMARY**

(Jackson and Farmington)

Receipts: 3,985 Week ago: 278 Year ago: 309  
 Compared to last week, steers and heifers steady to 10.00 higher, 500-600 lb heifers 15.00 to 20.00 higher. Slaughter cows 7.00 higher. Slaughter bulls 2.00 higher.

**FEEDER STEERS:**

Medium and Large 1

300-400 lbs.	272.50-316.00
400-500 lbs.	253.00-297.50
500-600 lbs.	247.50-291.00
600-700 lbs.	235.00-279.00
700-800 lbs.	208.00-237.00
800-900 lbs.	187.00-223.00

**FEEDER HEIFERS:**

Medium and Large 1

300-400 lbs.	235.00-315.00
400-500 lbs.	225.00-282.00
500-600 lbs.	220.00-260.00
600-700 lbs.	205.00-250.00
700-800 lbs.	193.00-221.00

**SLAUGHTER BULLS:** Yield Grade 1-2 1235-2165 lbs few 100.00-105.00, high dressing 110.00-125.00.

**SLAUGHTER COWS:** Breaking and Boning (75-85% lean) 84.00-98.00; high dressing 95.00-121.00. Lean (85-90% lean) 60.00-80.00.

**BRED COWS:** Medium and Large 2 2-8 yrs 1005-1405 lbs 1st to 3rd stage 100.00-1650.00; >8 yrs 1315-1370 lbs 3rd stage 1200.00-1400.00 per head

**COW & CALF PAIRS:** Scarce

**EAST CENTRAL MISSOURI WEEKLY SUMMARY**

(Cuba, Vienna)

Receipts: 2,806 Week ago: 646 Year ago: 352  
 No recent price comparisons available on feeders. Slaughter cows 15.00 to 18.00 higher.

**FEEDER STEERS:**

Medium and Large 1

400-500 lbs.	301.00-332.00
500-600 lbs.	260.00-314.50
600-700 lbs.	233.00-271.00
700-800 lbs.	216.00-241.25
800-850 lbs.	203.00-217.00

**FEEDER HEIFERS:**

Medium and Large 1

400-500 lbs.	260.00-300.00
500-600 lbs.	225.00-261.00
600-700 lbs.	207.50-228.00
700-800 lbs.	185.00-213.25
Few 800-850 lbs.	185.00-190.00

**SLAUGHTER BULLS:** Yield Grade 1-2 1415-2110 lbs 102.00-128.00; high dressing 116.50-147.00

**SLAUGHTER COWS:** Breaking and Boning, (70-85% lean) 100.00-118.50; high dressing 119.50-124.00; low dressing 98.50-104.00. Lean (85-90%) 93.00-108.50.

**BRED COWS:** Medium and Large 1-2 2-8 yrs 1130-1500 lbs 2nd/3rd stage 1385.00-1785.00 per head

**COW & CALF PAIRS:** Scarce

**NORTHWEST MISSOURI WEEKLY SUMMARY**

(Tina) special cow sale

Receipts: 358 Last Month: 790 Year Ago: 778  
 No feeder market reported due to winter weather.

**FEEDER STEERS:**

Medium and Large 1

400-500 lbs.	Not reported
500-600 lbs.	
600-700 lbs.	
700-800 lbs.	
800-900 lbs.	

**FEEDER HEIFERS:**

Medium and Large 1

400-500 lbs.	Not reported
500-600 lbs.	
600-700 lbs.	
700-750 lbs.	

**SLAUGHTER BULLS:** not reported

**SLAUGHTER COWS:** Not reported

**BRED COWS:** Medium and Large 1-2 2-8 yrs 1200-1350 lbs 2nd and 3rd stage 1460.00-1900.00 per head Large 1-2 2-8 yrs 1400-1650 2nd and 3rd stage 1435.00-2325.00 per head

**BRED HEIFERS:** Medium and Large 1-2 <2 yrs 1025-1150 lbs 2nd and 3rd stage 1875.00-2700.00 per head.

**AFTERNOON NATIONAL SLAUGHTER CATTLE REVIEW**

Thus far for Friday in the Texas Panhandle negotiated cash trade has been at a standstill. The most recent live FOB purchases was Thursday at 175.00. In Kansas negotiated cash trade has been mostly inactive on light demand. The most recent live FOB purchases was Thursday from 174.00- 175.00, mostly at 175.00. In Nebraska negotiated cash has been slow on light demand. The most recent live FOB purchases was Thursday from 175.00-177.00 and dressed delivered at 277.00. In the Western Cornbelt negotiated cash has been slow on light demand. The most recent live FOB purchases was Thursday from 174.00-177.00 and dressed delivered purchases traded at 277.00.

**Negotiated Cash Sales:**

<b>Confirmed:</b>	4,253	<b>Week Ago:</b>	9,503	<b>Year Ago:</b>	5,599
<b>Week to date:</b>	81,156	<b>Week Ago:</b>	12,090	<b>Year Ago:</b>	43,287

<u>Live Basis</u>	<u>Steers</u>	<u>Heifers</u>
<b>Over 80% Choice</b>	174.00-177.50 avg 175.80	175.50-175.50 avg 175.50
<b>65-80% Choice</b>	-	-
<b>35-65% Choice</b>	-	-
<b>0-35% Choice</b>	-	-
<b>Total All Grades</b>	174.00-177.50 avg 175.80	175.50-175.50 avg 175.50
<b><u>Dressed Basis</u></b>		
<b>Over 80% Choice</b>	-	-
<b>65-80% Choice</b>	-	-
<b>35-65% Choice</b>	-	-
<b>0-35% Choice</b>	-	-
<b>Total All Grades</b>	-	-

<u>All Beef Type Steers/Heifers</u>	<u>Head</u>	<u>Avg Wt</u>	<u>Price Range</u>	<u>Wtd Avg</u>
Live FOB	3832	1496.3	174.00-180.56	175.93
Live Del	12	1300.0	176.00-176.00	176.00
Dressed Del	409	853.1	277.00-277.00	277.00
Dressed FOB	-	-	-	-

**WEEKLY COMMODITY FUTURES TRENDS**

Compared to last week, Live Cattle 3.25 to 4.53 higher, Lean Hogs 3.18 to 5.10 higher, Feeder Cattle 7.73 to 8.87 higher.

**Daily Futures Closes**

	Mon.	Tues.	Wed.	Thu.	Fri.
<b>Cattle</b>					
Feb	173.77	174.65	175.35	177.72	178.45
Apr	176.90	177.82	178.35	180.70	181.67
Jun	174.27	174.95	175.45	177.60	178.85
Aug	174.72	175.35	175.72	177.57	178.62
Oct	179.20	179.85	180.30	181.62	182.60
<b>Lean Hogs</b>					
Feb	70.92	73.30	73.90	74.30	74.92
Apr	77.62	80.32	82.02	82.55	83.25
May	83.65	85.62	86.92	87.30	87.80
Jun	91.77	93.35	94.85	95.25	96.00
Jul	93.50	94.67	95.80	96.15	96.60
<b>Fdr Cat</b>					
Jan	229.82	231.00	231.82	232.02	—
Mar	231.27	233.65	233.77	238.17	239.70
Apr	237.10	239.55	239.80	243.92	245.60
May	242.35	244.75	245.10	249.25	251.17
Aug	258.05	259.95	260.47	263.80	265.60
<b>Milk</b>					
Jan	15.21	15.19	15.18	15.20	15.20
Feb	15.89	15.70	15.58	15.86	16.06
Mar	16.13	15.97	15.86	16.15	16.53

**WEEKLY COMMODITY GRAIN FUTURES TRENDS**

Compared to last week, Soybeans 0.04 to 0.08 lower, What 0.05 to 0.08 higher, Corn unch to 0.01 higher, KC Wheat 0.09 to 0.17 higher, Soybean Meal 4.50 to 7.50 lower.

**Daily Grain Futures Closes**

	Mon.	Tues.	Wed.	Thu.	Fri.
<b>Soybeans</b>					
Mar	1224 1/4	1239 1/2	1240 1/4	1223	1209 1/4
May	1233	1247	1246 1/2	1230 1/4	1216 1/4
Jul	1241 1/4	1254 1/4	1252 3/4	1237 1/2	1224
Aug	1228 3/4	1240 3/4	1239 1/2	1225 1/4	1212 3/4
Sep	1203 1/4	1213 1/4	1213 3/4	1201	1189 1/2
<b>Wheat</b>					
Mar	596 1/2	596 1/2	610 3/4	612 1/4	600 1/4
May	606 1/2	606 3/4	620 1/4	622	610 3/4
Jul	612	612 3/4	626 1/4	627 1/2	616 1/4
Sep	623 1/2	624 1/4	636 1/2	637 1/2	626 1/4
Dec	639	639 1/2	650 3/4	651 1/4	640 1/2
<b>Corn</b>					
Mar	445 3/4	446 1/2	452 1/4	451 3/4	446 1/4
May	456 1/4	456 3/4	462 1/2	461 1/4	455 3/4
Jul	464 3/4	466	470 3/4	469 1/4	463 1/2
Sep	469 1/4	470 1/2	475 1/4	473 1/2	468 1/2
Dec	476 1/4	477 1/2	482 1/4	480 3/4	476 1/4
<b>KC Wheat</b>					
Mar	607	617 1/2	625 3/4	637	624 3/4
May	611 1/4	619 1/2	628	636	625
Jul	614 1/2	620	629 1/4	633	623 1/4
Sep	626	630 3/4	640	646	633 1/2
Dec	643 1/2	648 1/4	657	659 1/2	650 1/2
<b>SB Meal</b>					
Mar	355.80	361.10	363.30	358.20	349.00
May	355.60	360.20	363.00	358.50	350.20
Jul	358.80	362.70	365.80	361.70	354.30
Aug	359.30	362.80	365.70	361.80	355.10
Sep	358.50	361.70	364.60	360.70	354.40

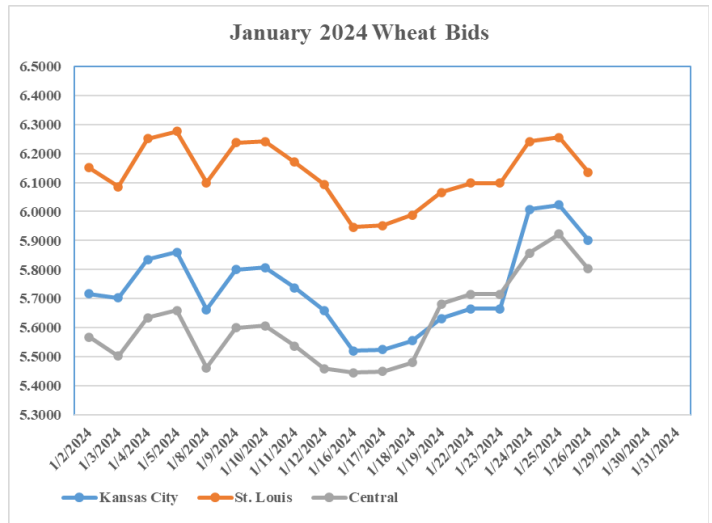
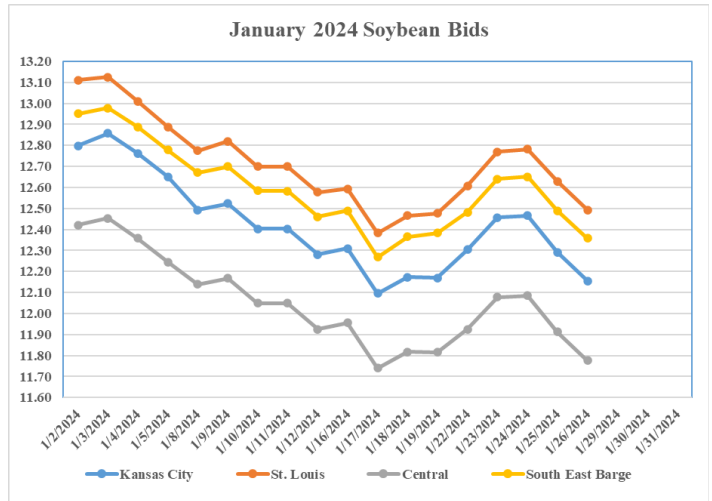
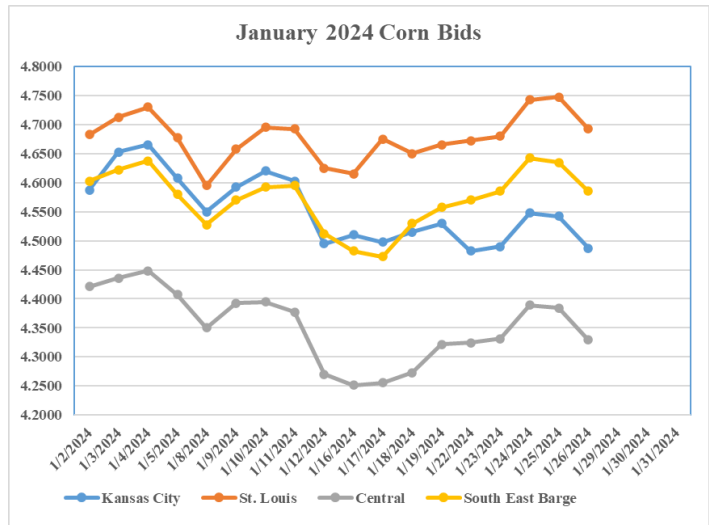
**MISSOURI GRAIN WEEKLY TRENDS**

Compared to last week, Soybeans 0.04 lower to 0.06 higher, Wheat 0.07 to 0.27 higher, Corn 0.09 lower to 0.02 higher, Sorghum steady to 0.01 higher.

Area	#1 Soybeans	#2 Soft Wheat	#2 Corn	#2 Grain Sorghum
<b>Kansas City</b>				
Friday**	11.93-12.28	5.63	4.36-4.71	4.81
Monday	12.04-12.39	5.67	4.36-4.61	4.81
Tuesday	12.20-12.55	5.67	4.37-4.62	4.82
Wednesday	12.20-12.55	6.01	4.42-4.67	4.87
Thursday	12.03-12.38	6.02	4.42-4.67	4.87
Friday	11.89-12.24	5.90	4.36-4.61	4.81
<b>St. Louis</b>				
Friday**	12.47-12.48	5.83-6.18	4.67	4.86
Monday	12.60-12.61	5.87-6.22	4.67-4.68	4.86
Tuesday	12.77-12.78	5.87-6.22	4.68-4.69	4.87
Wednesday	12.78	6.01-6.36	4.74	4.92
Thursday	12.62-12.64	6.02-6.37	4.75	4.92
Friday	12.48-12.50	5.90-6.25	4.69	4.86
<b>Central</b>				
Friday**	11.78-11.83	5.68	4.26-4.36	---
Monday	11.89-11.94	5.72	4.26-4.36	---
Tuesday	12.05-12.10	5.72	4.27-4.37	---
Wednesday	12.05-12.10	5.86	4.32-4.42	---
Thursday	11.88-11.93	5.87-5.97	4.32-4.42	---
Friday	11.74-11.79	5.72-5.85	4.26-4.36	---
<b>S.E. MO</b>				
Friday**	12.34-12.45	---	4.44-4.64	---
Monday	12.43-12.56	---	4.44-4.66	---
Tuesday	12.60-12.70	---	4.45-4.67	---
Wednesday	12.61-12.69	---	4.50-4.72	---
Thursday	12.43-12.58	---	4.49-4.72	---
Friday	12.29-12.44	---	4.43-4.66	---

(PRICES PER BUSHEL) \*NEW CROP \*\*PREVIOUS WEEK'S PRICES  
\*Bids calculated using Kansas City, St. Louis, and St. Joseph bids

**MONTHLY GRAIN CROP**



\*Axis value ranges may be updated to reflect data points.

**WHOLESALE FEEDSTUFFS PRICES  
(DOLLARS PER TON-BULK BASIS)**

Area	Soybean Hulls Pellets	Soybean Meal 46.5-48%	Corn Gluten Pellets 21%	Wheat Middlings
Kansas City	165.00	354.00	265.00	177.50
St. Louis	n/a	n/a	257.50	165.00



### COLD STORAGE

**Total natural cheese stocks** in refrigerated warehouses on December 31, 2023 were up slightly from the previous month but down slightly from December 31, 2022.

**Butter stocks** were down 6 percent from last month and down 8 percent from a year ago.

**Total frozen poultry supplies** on December 31, 2023 were up 4 percent from the previous month and up slightly from a year ago. Total stocks of chicken were down slightly from the previous month and down 6 percent from last year. Total pounds of turkey in freezers were up 20 percent from last month and up 29 percent from December 31, 2022.

**Total frozen fruit stocks** were down 8 percent from last month but up 4 percent from a year ago.

**Total frozen vegetable stocks** were down 7 percent from last month and down 2 percent from a year ago.

**Total red meat supplies** in freezers were up 4 percent from the previous month but down 9 percent from last year. Total pounds of beef in freezers were up 6 percent from the previous month but down 11 percent from last year. Frozen pork supplies were up 3 percent from the previous month but down 6 percent from last year. Stocks of pork bellies were up 16 percent from last month but down 11 percent from last year.

### LIVESTOCK SLAUGHTER

**Commercial red meat production** for the United States totaled 4.55 billion pounds in December, up 2 percent from the 4.47 billion pounds produced in December 2022.

**Beef production**, at 2.19 billion pounds, was 2 percent below the previous year. Cattle slaughter totaled 2.59 million head, down 3 percent from December 2022. The average live weight was up 17 pounds from the previous year, at 1,401 pounds.

**Veal production** totaled 3.9 million pounds, 14 percent below December a year ago. Calf slaughter totaled 22,500 head, down 32 percent from December 2022. The average live weight was up 56 pounds from last year, at 293 pounds.

**Pork production** totaled 2.34 billion pounds, up 5 percent from the previous year. Hog slaughter totaled 10.8 million head, up 5 percent from December 2022. The average live weight was down 1 pound from the previous year, at 291 pounds.

**Lamb and mutton production**, at 10.7 million pounds, was down 3 percent from December 2022. Sheep slaughter totaled 182,400 head, 2 percent above last year. The average live weight was 115 pounds, down 7 pounds from December a year ago.

**January to December 2023 commercial red meat production** was 54.4 billion pounds, down 2 percent from 2022. Accumulated beef production was down 5 percent from last year, veal was down 11 percent, pork was up 1 percent from last year, and lamb and mutton production was down 1 percent.

### MISSOURI WEEKLY HAY SUMMARY 01/25/24

A slight warm up following the latest ice and snow event along with some rain has provided a fair amount of moisture recently. Although only a slight improvement was shown on the latest drought monitor, several farmers are now dealing with significant mud. January was hard on hay piles and several farmers are now questioning if they have enough hay for the rest of feeding season or now or not. Road conditions are now making hay transportation possible again. The supply of hay is light to moderate, demand is moderate, and prices mostly steady. The Missouri Department of Agriculture has a hay directory at <https://apps.mda.mo.gov/haydirectory> or visit the University of Missouri Extension feed stuff finder at <https://feedstufffinder.org>

Alfalfa - Supreme 250.00-300.00, small square 10.00-15.00 per bale  
Alfalfa - Premium 200.00-250.00  
Alfalfa - Good 150.00-200.00, small square 5.00-10.00 per bale  
Alfalfa - Fair 125.00-150.00  
Alfalfa/grass mix - Good/Premium small square 5.00-10.00 per bale  
Mixed grass - Good/Premium 150.00-225.00  
Mixed grass-Fair/Good 100.00-175.00, small square 5.00-11.00 per bale  
Mixed grass - Fair 50.00-100.00 per large round bale  
Wheat straw - 4.00-7.00 per small square bale

Please Note: The above volumes (tonnage, acres, and bales) listed are for confirmed trades only, it does not include estimated volume (tonnage) for bids or offers to the trade. List your hay for sale at: [Hay Listing Online Form](#). Explanation of Hay Quality Guidelines: [Hay Quality Designation Guidelines](#). Glossary of Terms: [Livestock, Poultry, & Grain Hay Terms](#)

### MISSOURI WEEKLY SHEEP/GOAT AUCTION SUMMARY

Receipts: 582 Week Ago: 1,130 Last Year: 1,901

**SHEEP:** Feeder Lambs Small and Medium 1-2 hair 30-40 lbs 250.00-312.00; 40-50 lbs 220.00-350.00, thin 185.00.

Slaughter lambs Choice and Prime 1-3 hair 50-60 lbs 300.00-350.00; 70-80 lbs 230.00-277.00; pkg 90 lbs 215.00. Choice 1-3 hair 50-65 lbs 262.00-297.00; pkg 75 lbs 187.00. Good 1-2 hair pkg 51 lbs 175.00.

Slaughter ewes Good 2-3 hair 78-105 lbs 100.00-117.00. Utility and Good 1-3 hair 65-215 lbs 85.00-105.00. Slaughter bucks 1-2 hair pkg 95 lbs 132.00.

Replacement ewes Small and Medium 1-2 hair 2-4 yrs 76-122 lbs exp 120.00-125.00.

Families Small and Medium 1-2 2-4 yrs 120 lbs exp with <20 lb lambs 210.00 per family.

**GOATS:** Feeder kids Selection 1 35-45 lbs 302.50-305.00. Selection 2 20-30 lbs 252.50-270.00; 30-45 lbs 212.00-265.00. Selection 3 pkg 28 lbs 187.50; 14 hd 46 lbs 150.00.

Slaughter kids Selection 1 50-60 lbs 297.00-315.00. Selection 2 50-60 lbs 245.00-272.50; pkg 65 lbs 202.00. Selection 3 pkg 67 lbs 135.00; 13 hd 83 lbs 180.00.

Slaughter nannies/does Selection 1-2 pkg 48 lbs pygmies 120.00; pkg 63 lbs 120.00, thin 70 lbs ; pkg 77 lbs 137.00; 85-135 lbs 107.00-115.00. Slaughter bucks/billies Selection 1-2 100-125 lbs 170.00-182.50; pkg 180 lbs 195.00.

Wether kids Selection 1 11 hd 57 lbs 329.00.

Replacement nannies/does Selection 1-2 1-2 yrs 75 lbs exp 185.00.

Families Selection 1-2 2-4 yrs 80 lbs exp with <20 lb kids 200.00 per family

Explanatory Notes: Stage - Represents estimated lambing/kidding period (Open, Exp=exposed, Bred, Fall = Sep-Nov, Win = Dec-Feb, Spr = Mar-May, Sum=Jun-Aug; w/s = woolled and shorn; /hd= per head; /fam=per family  
All price CWT unless otherwise noted.

### MISSOURI DROUGHT MONITOR

Date	None	D0	D1	D2	D3	D4
01/23/24	18.22	27.38	40.63	13.77	0	0
01/16/24	16.81	23.44	42.99	16.34	0.42	0
01/24/23	41.55	47.88	8.96	1.61	0	0

Reflects percentage of Missouri impacted by drought. D0 Abnormally Dry; D1 Moderate Drought; D2 Severe Drought; D3 Extreme Drought; D4 Exceptional Drought

### NATIONAL DIRECT DELIVERED FEEDER PIG REPORT

**01/26/24** Receipts: 144,667 Week ago: 134,461 Year Ago: 103,203  
Early weaned pigs 4.00 higher and feeder pigs steady.  
Early weaned pigs 10-12 lbs. basis: Cash 91,954 head 20.00-50.00, weighted average 40.42.  
Formula 48,243 head 31.16-66.14, weighted average 48.08.  
Feeder pigs 40 pounds basis: Cash 4,470 head 44.00-52.00, weighted average 47.85

### NATIONAL DAILY DIRECT PRIOR DAY HOG REPORTS FOR 01/26/24

**BARROWS AND GILTS (Carcass Basis):** 1,937 head  
Base Carcass Price 45.00-60.00, weighted average 55.37

**SOWS (Live Basis):** 7,144 head  
300-500 lbs. 13.00-45.00  
Over 500 lbs. 25.47-47.00

### MISSOURI WEEKLY DIRECT SLAUGHTER CATTLE REPORT 01/26/24

Weekly Receipts: 480 Week ago: 160 Year ago: 280  
Trading as of Friday morning dressed sales 3.00 higher.

**LIVE STEERS & HEIFERS:** No sales reported  
**DRESSED STEERS & HEIFERS:** 4 loads Thur 276

**GRADE AND WEIGHT (Grid):** Late last Friday 8 loads 282.00

Click here for the current [National Crop Progress](#)  
Click here for the current [Missouri Crop Progress](#)  
The current hay directory can be found at: [Hay Directory](#).