

Weekly Market Summary

Published by:
Missouri Department of Agriculture
Ag Business Development Division
Market News Program



Chris Chinn, Director
 Jill Wood, Division Director
 Tony Hancock, Editor
<http://www.ams.usda.gov/marketnews.htm>
<http://www.ams.usda.gov/marketnews.htm>

Michael L. Parson, Governor

Volume XLIV, Number 6 ♦ P.O. Box 630, Jefferson City, MO 65102 ♦ (573) 751-4211 ♦ Mon, Feb 12, 2024

MISSOURI WEEKLY FEEDER CATTLE WEIGHTED AVERAGE REPORT

Feeder Cattle Receipts: 53,764 Week ago: 47,410 Year ago: 39,020
 Steers and Heifers Medium and Large 1—Weighted average weights and prices

STEERS: Medium and Large 1

328 lbs. 345.24 526 lbs. 313.19 723 lbs. 254.71 924 lbs. 223.08
 375 lbs. 352.92 574 lbs. 299.39 770 lbs. 245.48 962 lbs. 212.58
 426 lbs. 334.85 624 lbs. 279.97 821 lbs. 234.87 1016 lbs. 213.26
 475 lbs. 329.11 671 lbs. 267.69 876 lbs. 231.14

HEIFERS: Medium and Large 1

331 lbs. 300.92 522 lbs. 274.13 722 lbs. 227.65 920 lbs. 212.18
 376 lbs. 306.68 575 lbs. 257.98 780 lbs. 221.07 981 lbs. 193.19
 424 lbs. 295.11 625 lbs. 242.87 826 lbs. 211.75
 476 lbs. 286.02 671 lbs. 240.21 865 lbs. 205.17

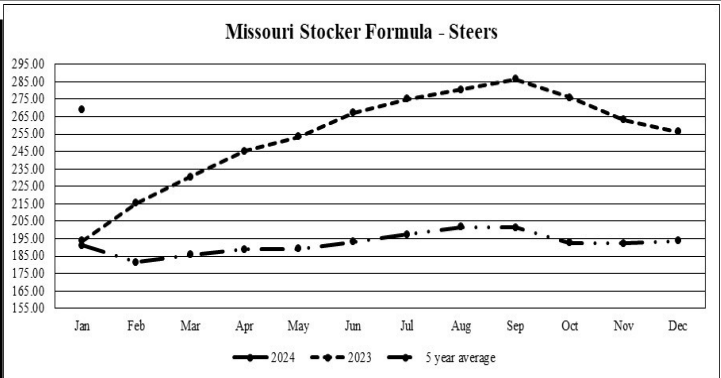
MISSOURI STEER (HEIFER) STOCKER FORMULA 02/12/2023

Monday's Missouri Stocker formula consists of **11,861 (11,148)** head with a weighted average weight of **562.25 (547.05)** lbs. and a price value of **291.71 (258.00)**, 1.57 higher (8.81 higher) than last week. This a rolling seven day calculated weighted value which combines all Feeder Steers reported by MDA/USDA Market News Service weighing from 400-649 lbs. in the Medium and Large 1 and Medium and Large 1-2 frame and muscle classifications, including all comment cattle except Brahman X. Heifer values are in parentheses.

MISSOURI WEEKLY CATTLE AUCTION SUMMARY

Total Receipts: 59,155 Week Ago: 52,173 Year Ago: 45,256

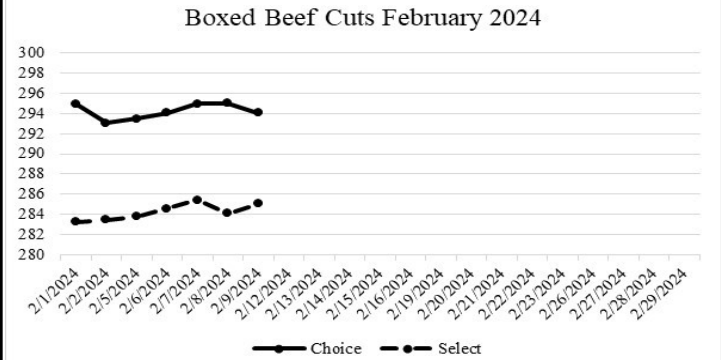
Compared to last week, feeders sold steady to 10.00 higher, with several calves once again seeing spots of 20.00 higher. Heifer calves saw significant strength this week as the steer/heifer spread had grown wider than usual over the last few weeks. The supply of feeders was heavy as weather conditions remained favorable. Joplin Regional Stockyards held the biggest one-day sale in the history of the barn, marketing 15,578 head through the barn. Nearly every barn saw large runs this week and this was actually the largest weekly volume of the year thus far as much of the early year sales were impacted by weather. Demand was good to very good and many of the calf prices are back to record levels passing those seen in 2015. Yearlings still have a bit to reach those records set last fall but are still at very respectable levels. Some incredible top sales this were reported this week. Several small packages of light 4 wt. steers sold with tops from 365.00-371.00. A load of fancy reputation steers sold at Windsor Livestock Auction about a month earlier than usual weight 552 lbs. and sold for 358.00. A part load of 609 lb. steers at Joplin Regional Stockyards sold for 305.00. Green City Livestock Market held their annual angus factored sale and sales included a load of 708 lb. steers at 280.00. Kingsville Livestock Auction sold a load of 872 lb. Boxed beef cutouts had slight gains this week. On Friday choice closed at 294.04, up 0.96 and select closed at 285.08, up 1.61 compared to last week. Negotiated feedlot sales as of the Friday afternoon report were very light with trade just starting to develop at the report cutoff. 14K head were reported with trade still occurring sales were stronger this week. Live sales were reported at 180.00 and Dressed sales at 285.00. Missouri Stocker formula consists of 11,861 head with a weighted average weight of 562.25 lbs. and a price value of 291.71, 1.57 higher than a week ago. The steer/heifer spread is 33.71.



*Graph is updated the first Monday of each month. Axis value ranges may be updated to reflect data points.

NATIONAL BOXED BEEF CUTOUT/BOXED BEEF CUTS

<u>DATE</u>	<u>CHOICE</u>	<u>SELECT</u>	<u>TOTAL LOADS</u>
02/05	293.48	283.77	85
02/06	294.07	284.60	107
02/07	294.98	285.42	154
02/08	295.01	284.12	133
02/09	294.04	285.08	105
5 Day Simple Average	294.32	284.60	



*Axis value ranges may be updated to reflect data points.

WEEKLY LIVESTOCK SLAUGHTER 02/10/24

	<u>CATTLE</u>	<u>HOGS</u>	<u>SHEEP</u>
Week to Date:	117,000	484,000	5,000
Last Week:	121,000	487,000	3,000
Last Year:	122,421	472,179	4,376

The Weekly Market Summary, as well as historical summaries, are available on our website <https://agmarketnews.mo.gov/summaries>
 Market News Hotline: 1-573-522-9244

SOUTHWEST MISSOURI WEEKLY SUMMARY

(Joplin and Springfield)

Receipts: 18,718 Week ago: 14,290 Year Ago: 12,475
Compared to last week, feeders steady to 5.00 higher, except early week steers steady to 4.00 lower. Slaughter cows and bulls steady to 2.00 lower.

FEEDER STEERS:

Medium and Large 1

300-400 lbs.	352.50-400.00
400-500 lbs.	315.00-365.00
500-600 lbs.	280.00-322.00
600-700 lbs.	252.00-295.00
700-800 lbs.	230.00-258.00
800-900 lbs.	220.00-244.00
900-950 lbs.	222.00-225.00

FEEDER HEIFERS:

Medium and Large 1

300-400 lbs.	285.00-335.00
400-500 lbs.	265.00-314.00
500-600 lbs.	240.00-295.00
600-700 lbs.	227.50-258.00
700-800 lbs.	218.00-244.00
800-900 lbs.	200.00-224.00
900-1000 lbs.	195.00-200.00

FEEDER HOLSTEIN STEERS

Large 3

Scarce

Scarce

SLAUGHTER COWS: Breaking and Boning (70-85% lean) 94.00-111.50, high dressing 108.50-122.00; low dressing 99.00-103.00. Lean (85-90%) 87.00-100.50.

SLAUGHTER BULLS: Yield Grade 1-2 1230-2550 lbs. 118.00-136.00; high dressing 137.50-150.50; low dressing 102.00-119.00

BRED COWS: Medium and Large 1 2-8 yrs 1078-1480 lbs 2nd/3rd stage 1675.00-2100.00, 1st stage 1600.00-1750.00. Medium and Large 1-2 2-8 yrs 965-1385 lbs 2nd/3rd stage 1325.00-1635.00, 1st stage 1210.00-1425.00 per head

BRED HEIFERS: Medium and Large 1 2-4 yrs 1025-1180 lbs 1825.00-2500.00. Medium and Large 1-2 2-4 yrs 920-1165 lbs 1st/2nd stage 1350.00-1525.00 per head

COW & CALF PAIRS: Medium and Large 1 2-8 yrs 1515-1645 lbs with >300 lb calves 2500.00-3000.00. Medium and Large 1-2 2-4 yrs 1090 lbs rebred 1st stage with 150-300 lb calves 3250.00; 2-8 yrs 1235 lbs with 150-300 lb calves 2275.00 per pair

SOUTH CENTRAL MISSOURI WEEKLY SUMMARY

(West Plains, Phillipsburg)

Receipts: 8,198 Week ago: 9,064 Year Ago: 5,516
Compared to last week, early week feeders 3.00 to 6.00 higher, spots 5.00 to 10.00 higher on feeders; late week steers 2.00 to 8.00 lower and heifers steady. Slaughter cows steady to 4.00 lower and slaughter bulls steady to 2.00 lower.

FEEDER STEERS:

Medium and Large 1

300-400 lbs.	332.50-360.00
400-500 lbs.	315.00-347.50
500-600 lbs.	282.00-326.00
600-700 lbs.	252.00-287.00
700-800 lbs.	235.00-266.00
800-900 lbs.	224.00-235.00
11 hd 953 lbs.	210.00

FEEDER HEIFERS:

Medium and Large 1

300-400 lbs.	285.00-325.00
400-500 lbs.	268.00-309.00
500-600 lbs.	243.00-277.50
600-700 lbs.	227.00-250.00
700-750 lbs.	210.00-236.00
28 hd 843 lbs.	201.00
Pkg 928 lbs.	197.00

FEEDER HOLSTEIN STEERS

Large 3

Scarce

Scarce

SLAUGHTER COWS: Breaking and Boning (70-85% lean) 94.50-108.50, high dressing 105.00-131.00; low dressing 82.50-95.00. Lean (85-90%) 87.00-99.00

SLAUGHTER BULLS: Yield Grade 1-2 1260-2195 lbs. 112.00-129.00; high dressing 129.00-144.00; low dressing 91.00-117.50

BRED COWS: Medium and Large 1-2 2-8 yrs 1090-1415 lbs 2nd/3rd stage 1300.00-2100.00, 1st stage 1350.00-1675.00; >8 yrs 1335 lbs 2nd/3rd stage 1375.00 per head

BRED HEIFERS: Medium and Large 1-2 <2 yrs 950-1100 lbs 1st to 3rd stage 1150.00-1500.00

COW & CALF PAIRS: Medium and Large 1-2 2-8 yrs 1100-1322 lbs with 150 lbs to >300 lb calves 1750.00-2450.00; 2-8 yrs 1275 lbs rebred 1st stage with >300 lb calves 2900.00 per pair

WEST CENTRAL MISSOURI WEEKLY SUMMARY

(Kingsville, Windsor, Butler)

Receipts: 9,008 Week ago: 8,971 Year ago: 8,561
Compared to last week, steers and heifers sold 3.00-10.00 higher with spots 15.00 higher on grazing type cattle. Slaughter cows sold mostly steady.

FEEDER STEERS:

Medium and Large 1

400-500 lbs.	313.00-371.00
500-600 lbs.	278.00-335.00
600-700 lbs.	255.00-305.00
700-800 lbs.	238.75-274.00
800-900 lbs.	236.00-246.25

FEEDER HEIFERS:

Medium and Large 1

400-500 lbs.	273.00-321.00
500-600 lbs.	238.00-295.00
600-700 lbs.	230.50-264.00
700-800 lbs.	215.00-239.50
800-900 lbs.	202.50-220.00

SLAUGHTER BULLS: Yield Grade 1-2 1240-1920 lbs 113.00-126.00; high dressing few 128.00-137.00; low dressing ind 110.00

SLAUGHTER COWS: Breaking and Boning (70-85% lean) 95.00-118.00, high dressing 108.00-129.00; low dressing 87.00-96.00. Lean (85-90%) 80.00-99.00

BRED COWS: Medium and Large 1-2 5-8 yrs 1150-1375 lbs 2nd/3rd stage 1550.00-1600.00, 1st stage 1460.00-1600.00 per head

COW & CALF PAIRS: Scarce

NORTHEAST MISSOURI WEEKLY SUMMARY

(Bowling Green, Kingdom City, Palmyra)

Receipts: 7,198 Week ago: 5,968 Year ago: 6,998
Compared to last week, steers 400-600 lbs fully steady to firm, 600-750 lbs 8.00 to 12.00 higher, over 750 lbs higher undertone. Heifers 450-600 lbs 10.00 to 20.00 higher, 600-700 lbs 3.00 to 9.00 higher, over 700 lbs higher undertone. Slaughter cows steady to firm.

FEEDER STEERS:

Medium and Large 1

400-500 lbs.	308.00-336.00
500-600 lbs.	281.00-332.00
600-700 lbs.	255.25-290.00
700-800 lbs.	237.50-267.50
800-900 lbs.	227.00-239.00
Pkg 977 lbs.	214.50

FEEDER HEIFERS:

Medium and Large 1

400-500 lbs.	276.00-312.00
500-600 lbs.	256.50-292.00
600-700 lbs.	232.00-267.00
700-800 lbs.	220.10-237.50
800-850 lbs.	219.75-224.50
56 hd 921 lbs.	215.75

SLAUGHTER BULLS: Yield Grade 1-2 1350-2570 lbs 118.00-129.00; high dressing 131.00-137.00; low dressing 95.00-112.00.

SLAUGHTER COWS: Breaking and Boning, (70-85% lean) 92.00-107.00; high dressing 103.00-120.00; low dressing 83.00-97.50. Lean (85-90%) 87.00-99.00.

SLAUGHTER STEERS: Choice 2-3 175.00-179.50. Select and Choice 1-3 173.00-174.50. Select and Choice 2-3 168.00-172.00.

SLAUGHTER HEIFERS: Choice 2-3 174.50-177.00. Select and Choice 1-3 173.00. Select and Choice 2-3 167.00-172.00.

BRED COWS: Medium and Large 1-2 2-8 yrs 912-1608 lbs 2nd/3rd stage 1500.00-1900.00, 1st stage 1250.00-1350.00; >5 yrs 1165-1320 lbs 3rd stage 1180.00-1475.00 per head

COW/CALF PAIRS: Medium and Large 1-2 2-8 yrs 950 lbs rebred 2nd stage with 150-300 lb calves 2300.00; >5 yrs 1100-1350 lbs rebred 1st stage with 150-300 lb calves 2050.00-2475.00 per pair

NORTH CENTRAL MISSOURI WEEKLY SUMMARY

(Macon, Unionville, Green City, New Cambria)

Receipts: 7,912 Week ago: 6,220 Year ago: 4,237
Compared to last week, steers and heifers steady to 5.00 higher, spots 10.00 to 15.00 higher. Slaughter cows 2.00 to 8.00 lower.

*Some sale barns on a bi-weekly schedule and may not have a sale each week.

FEEDER STEERS:

Medium and Large 1

300-350 lbs.	323.00-342.00
400-500 lbs.	317.00-371.00
500-600 lbs.	289.00-355.00
600-700 lbs.	262.00-299.50
700-800 lbs.	240.00-280.00
800-900 lbs.	230.00-247.00

FEEDER HEIFERS:

Medium and Large 1

350-400 lbs.	294.00-331.00
400-500 lbs.	264.00-330.00
500-600 lbs.	253.75-320.00
600-700 lbs.	237.00-260.00
700-800 lbs.	225.00-241.00
16 hd 862 lbs.	208.00

SLAUGHTER BULLS: Yield Grade 1-2 1350-2115 lbs 111.00-131.00; high dressing 128.00-139.00.

SLAUGHTER COWS: Breaking and Boning, (70-85% lean) 89.00-104.50, high dressing 103.00-118.50; low dressing 75.00-90.00. Lean (85-90%) 84.00-97.00

BRED HEIFERS: Scarce

BRED HEIFERS: Scarce

SOUTHEAST MISSOURI WEEKLY SUMMARY

(Jackson and Farmington)

Receipts: 2,067 Week ago: 1,263 Year ago: 1,784
 Compared to last week, steers and heifers steady to 15.00 higher.
 Slaughter cows and bulls steady to 2.00 lower.

FEEDER STEERS:

Medium and Large 1

300-400 lbs.	285.00-345.00
400-500 lbs.	277.50-327.50
500-600 lbs.	260.00-292.00
600-700 lbs.	237.00-277.00
700-800 lbs.	217.00-242.00
800-900 lbs.	215.00-245.00

FEEDER HEIFERS:

Medium and Large 1

300-400 lbs.	258.00-300.00
400-500 lbs.	250.00-295.00
500-600 lbs.	225.00-267.00
600-700 lbs.	220.00-245.00
700-800 lbs.	202.00-229.00
800-850 lbs.	210.00-212.00

SLAUGHTER BULLS: Yield Grade 1-2 1060-2250 lbs 98.00-105.50; high dressing 107.00-115.50

SLAUGHTER COWS: Breaking and Boning (75-85% lean) 80.00-97.00; high dressing 96.00-111.00. Lean (85-90% lean) 63.00-83.50

BRED COWS: Medium and Large 2 1005-1595 lbs 2nd/3rd stage 1000.00-1825.00 per head

COW & CALF PAIRS: Scarce

EAST CENTRAL MISSOURI WEEKLY SUMMARY

(Cuba, Vienna)

Receipts: 3,629 Week ago: 4,610 Year ago: 3,190
 Compared to last week, steers and heifers steady to 5.00 higher.
 Slaughter cows steady.

FEEDER STEERS:

Medium and Large 1

400-500 lbs.	310.00-345.00
500-600 lbs.	266.00-326.00
600-700 lbs.	246.00-289.00
700-800 lbs.	245.00-257.50
800-850 lbs.	222.00-237.00

FEEDER HEIFERS:

Medium and Large 1

400-500 lbs.	267.50-300.00
500-600 lbs.	238.00-286.00
600-700 lbs.	224.75-248.00
700-800 lbs.	200.00-228.00
16 hd 870 lbs.	194.00

SLAUGHTER BULLS: Yield Grade 1-2 1335-2200 lbs 106.00-139.00; high dressing 125.50-155.00; couple low dressing 92.00

SLAUGHTER COWS: Breaking and Boning, (70-85% lean) 101.50-114.00; high dressing 115.00-122.00; low dressing 96.00-102.50. Lean (85-90%) 89.00-102.50

BRED COWS: Scarce

COW & CALF PAIRS: Scarce

NORTHWEST MISSOURI WEEKLY SUMMARY

(Tina)

Receipts: 2,425 Last Week: 1,787 Year Ago: 2,495
 Compared to the last week, steers 5.00 to 10.00 higher, heifers 5.00 to 15.00 higher. Slaughter cows and bulls steady to 3.00 higher.

FEEDER STEERS:

Medium and Large 1

400-500 lbs.	316.00-339.50
500-600 lbs.	293.50-326.25
600-700 lbs.	261.00-297.00
700-800 lbs.	235.00-266.00
800-900 lbs.	223.50-229.50

FEEDER HEIFERS:

Medium and Large 1

400-500 lbs.	273.00-310.00
500-600 lbs.	253.75-274.25
600-700 lbs.	234.00-259.50
700-800 lbs.	215.50-235.00

SLAUGHTER BULLS: Yield Grade 1-2 1415-2325 lbs 110.50-136.00; high dressing few 127.00-136.00; low dressing ind 102.00.

SLAUGHTER COWS: Breaking and Boning, (70-85% lean) 83.50-102.00; high dressing 102.50-119.50; low dressing ind 66.00. Lean (85-90%) 83.00-100.50

BRED COWS: Scarce

BRED HEIFERS: Scarce

AFTERNOON NATIONAL SLAUGHTER CATTLE REVIEW

Thus far for Friday in the Texas Panhandle negotiated cash trade has been mostly inactive on light demand. Last week live FOB purchases traded at 178.00. In Kansas negotiated cash trade has been slow on light demand. Last week live FOB purchases traded from 178.00-179.00. In Nebraska negotiated cash trade has been slow on light to moderate demand. Compared to last week live FOB purchases traded 1.25-4.00 higher at 180.00, on a light test. Last week dressed delivered purchases traded at 280.00. In the Western Cornbelt negotiated cash trade has been slow on light to moderate demand. Compared to last week dressed delivered purchases traded 5.00 higher at 285.00, on a light test. There have been a few early live FOB purchases at 180 however not enough purchases for a market test. Last week live FOB purchases from 177.00-179.00

Negotiated Cash Sales:

Confirmed:	11,169	Week Ago:	5,702	Year Ago:	24,528
Week to date:	14,089	Week Ago:	60,120	Year Ago:	72,025

<u>Live Basis</u>	<u>Steers</u>	<u>Heifers</u>
Over 80% Choice	179.00-183.00, avg 180.33	179.00-182.00, avg 180.43
65-80% Choice	182.00	182.00
35-65% Choice	-	-
0-35% Choice	-	-
Total All Grades	179.00-183.00, avg 180.41	179.00-182.00, avg 180.72
<u>Dressed Basis</u>		
Over 80% Choice	280.00-285.00, avg 284.22	285.00
65-80% Choice	285.00	285.00
35-65% Choice	-	-
0-35% Choice	-	-
Total All Grades	280.00-285.00, avg 284.29	285.00

<u>All Beef Type Steers/Heifers</u>	<u>Head</u>	<u>Avg Wt</u>	<u>Price Range</u>	<u>Wtd Avg</u>
Live FOB	6,657	1456.6	168.00-183.00	180.23
Live Del	149	1369.6	179.00-181.00	179.51
Dressed Del	4,287	928.1	280.00-287.00	284.76
Dressed FOB	34	945.5	292.00	292.00

WEEKLY COMMODITY FUTURES TRENDS

Compared to last week, Live Cattle 1.05 to 4.07 higher, except Oct 0.03 lower, Lean Hogs 1.78 to 2.67 lower, Feeder Cattle nearby 0.40 to 2.35 higher, Aug and Sep 0.62 to 1.05 lower.

Daily Futures Closes

	Mon.	Tues.	Wed.	Thu.	Fri.
Cattle					
Feb	179.72	183.00	182.22	183.77	184.62
Apr	182.35	186.07	184.80	186.57	186.72
Jun	180.47	183.12	182.20	183.72	183.97
Aug	180.45	182.40	181.62	182.60	182.72
Oct	184.12	185.67	184.80	185.32	185.37
Lean Hogs					
Feb	74.40	73.47	73.37	73.30	73.67
Apr	82.20	81.25	81.10	80.35	81.15
May	87.12	86.27	86.35	85.82	86.22
Jun	96.05	95.20	95.57	94.87	95.00
Jul	97.35	96.87	97.12	96.27	96.57
Fdr Cat					
Mar	242.75	246.67	245.55	246.85	247.15
Apr	248.25	251.70	251.20	251.92	251.77
May	253.32	256.32	255.90	256.30	255.67
Aug	268.22	270.95	270.40	270.60	269.45
Sep	270.47	273.00	272.60	272.62	271.30
Milk					
Feb	16.35	16.26	16.23	16.12	16.13
Mar	17.77	17.45	17.33	17.19	16.98
Apr	18.01	17.73	17.63	17.49	17.35

WEEKLY COMMODITY GRAIN FUTURES TRENDS

Compared to last week, Soybeans 0.05 to 0.09 lower, Wheat 0.03 to 0.17 lower, Corn 0.08 to 0.13 lower, KC Wheat 0.22 to 0.24 lower, Soybean Meal 10.00 to 12.80 lower.

Daily Grain Futures Closes

	Mon.	Tues.	Wed.	Thu.	Fri.
Soybeans					
Mar	1196 1/4	1199 1/2	1189	1193 1/2	1183 1/2
May	1204 3/4	1208 1/4	1197 1/2	1199 3/4	1190
Jul	1214 1/4	1217 3/4	1207	1209 1/4	1199 3/4
Aug	1204 1/2	1207 1/2	1197 3/4	1201 1/4	1192
Sep	1181 1/2	1183 1/4	1175 1/2	1178 1/4	1169 1/4
Wheat					
Mar	590 1/4	595	602	588 1/2	596 3/4
May	599	602 3/4	608	594	599 1/4
Jul	603 1/4	605 3/4	610 1/2	597 1/4	601
Sep	614 1/4	615 3/4	619 3/4	606 1/2	608 3/4
Dec	628 3/4	629 1/2	632 3/4	620 1/4	621 1/4
Corn					
Mar	442 3/4	438 3/4	434 1/4	433 1/4	429
May	453 1/4	450 1/2	446 1/2	445	441 1/2
Jul	462	460 1/2	455 1/2	454	450 3/4
Sep	468 1/2	467 3/4	463 1/4	461 3/4	457 3/4
Dec	477 3/4	477 1/4	473 3/4	472 1/4	468 1/4
KC Wheat					
Mar	614	618 1/2	618 1/4	601	601 1/2
May	612 3/4	615 3/4	615 3/4	599 1/2	599 1/2
Jul	608	609	609 1/2	593 1/2	593 3/4
Sep	618	618 1/4	619 1/4	604	604 3/4
Dec	634 1/4	634	635 1/4	620	621
SB Meal					
Mar	361.10	358.80	351.20	347.10	346.80
May	355.80	354.40	347.80	342.70	340.50
Jul	358.70	357.20	351.00	345.90	343.50
Aug	358.80	357.10	351.40	346.90	344.50
Sep	357.30	355.60	350.30	346.60	344.50

MISSOURI GRAIN WEEKLY TRENDS

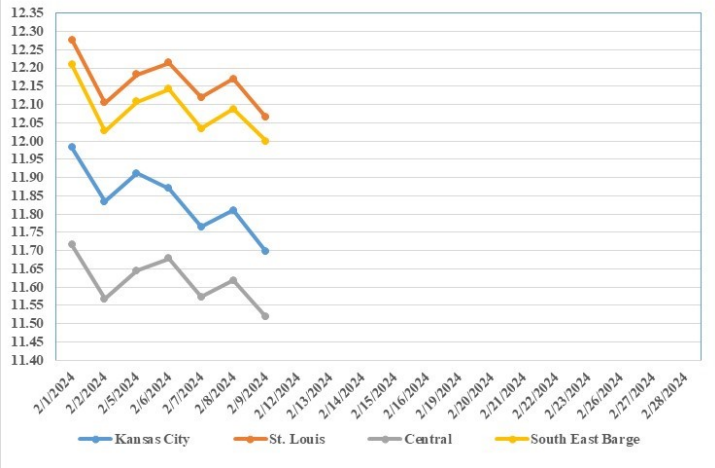
Compared to last week, Soybeans 0.04 to 0.20 lower, Wheat 0.03 to 0.12 lower, Corn 0.14 to 0.23 lower, Sorghum 0.14 lower.

Area	#1 Soybeans	#2 Soft Wheat	#2 Corn	#2 Grain Sorghum
Kansas City				
Friday**	11.64-11.94	5.90	4.33-4.63	4.78
Monday	11.71-12.01	5.80	4.33-4.58	4.78
Tuesday	11.75-12.05	5.85	4.29-4.54	4.74
Wednesday	11.64-11.94	5.92	4.24-4.49	4.69
Thursday	11.69-11.99	5.79	4.23-4.48	4.68
Friday	11.59-11.84	5.87	4.19-4.44	4.64
St. Louis				
Friday**	12.11	5.90-6.32	4.61	4.93
Monday	12.18	5.80-6.22	4.59-4.60	4.93
Tuesday	12.22	5.85-6.25	4.52	4.89
Wednesday	12.12	5.92-6.32	4.46	4.84
Thursday	12.17-12.18	5.79-6.19	4.44-4.45	4.83
Friday	12.06-12.08	5.87-6.27	4.38-4.39	4.79
Central				
Friday**	11.54-11.59	5.75-5.85	4.28-4.33	---
Monday	11.61-11.66	5.65-5.75	4.28-4.33	---
Tuesday	11.65-11.70	5.70-5.80	4.24-4.29	---
Wednesday	11.54-11.59	5.77-5.87	4.19-4.24	---
Thursday	11.59-11.64	5.64-5.74	4.18-4.23	---
Friday	11.49-11.54	5.72-5.82	4.14-4.19	---
S.E. MO				
Friday**	11.97-12.08	---	4.47-4.58	---
Monday	12.04-12.15	---	4.47-4.58	---
Tuesday	12.10-12.19	---	4.41-4.49	---
Wednesday	11.99-12.08	---	4.32-4.45	---
Thursday	12.04-12.13	---	4.31-4.44	---
Friday	11.98-12.03	---	4.28-4.40	---

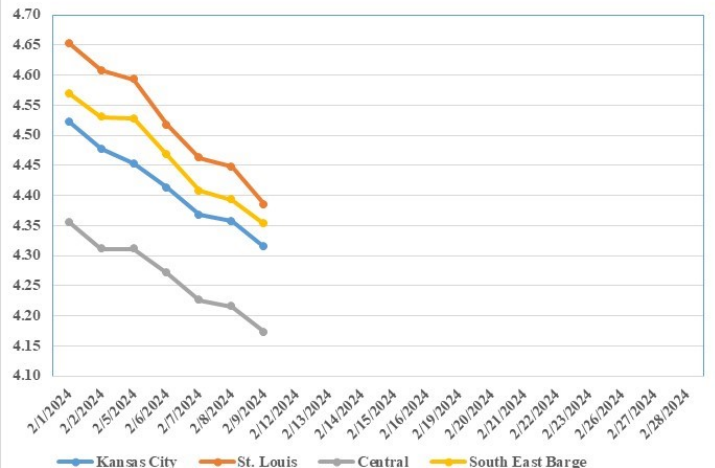
(PRICES PER BUSHEL) *NEW CROP **PREVIOUS WEEK'S PRICES
*Bids calculated using Kansas City, St. Louis, and St. Joseph bids

MONTHLY GRAIN CROP

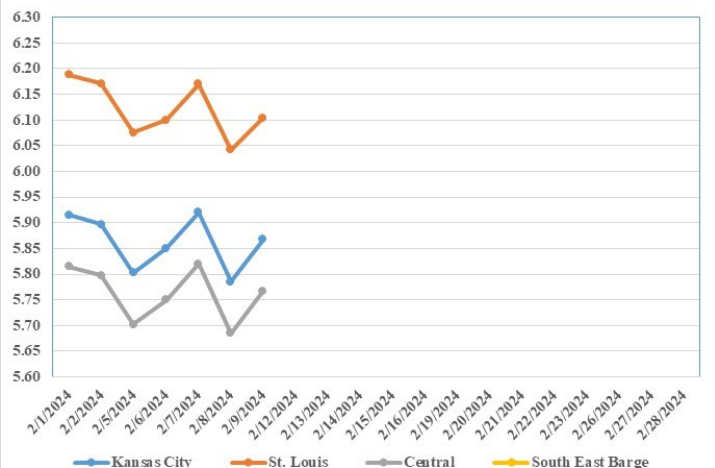
February 2024 Soybean Bids



February 2024 Corn Bids



February 2024 Wheat Bids



*Axis value ranges may be updated to reflect data points.

**WHOLESALE FEEDSTUFFS PRICES
(DOLLARS PER TON-BULK BASIS)**

Area	Soybean Hulls Pellets	Soybean Meal 46.5-48%	Corn Gluten Pellets 21%	Wheat Middlings
Kansas City	156.67	369.30	252.50	130.00
St. Louis	n/a	n/a	229.00	102.67

WORLD AGRICULTURE SUPPLY AND DEMAND EST

WHEAT: The outlook for 2023/24 U.S. wheat is for stable supplies, lower domestic use, unchanged exports, and higher ending stocks. Food use is reduced 10 million bushels to 960 million, on lower wheat flour grind as indicated in the NASS Flour Milling Products report released on February 1. The reduction is the result of the October-December quarter, which was the lowest flour grind on record for this quarter as reported in Flour Milling Products. Wheat exports are unchanged at 725 million bushels with offsetting byclass changes for Hard Red Spring and Hard Red Winter. Projected ending stocks are raised 10 million bushels to 658 million. The 2023/24 season-average farm price forecast is unchanged at \$7.20 per bushel.

COARSE GRAINS: This month's 2023/24 U.S. corn outlook is for lower food, seed, and industrial use and larger ending stocks. Corn used for glucose and dextrose is reduced 10 million bushels based on indicated usage to date. With no other use changes, U.S. corn ending stocks are up 10 million bushels from last month. The season-average corn price received by producers is unchanged at \$4.80 per bushel.

OILSEEDS: This month's 2023/24 U.S. soybean outlook is for lower soybean exports and higher ending stocks. Soybean exports are forecast at 1.72 billion bushels, down 35 million from last month, reflecting the slow pace of shipments through January and strong competition with Brazil. With crush unchanged, ending stocks are forecast at 315 million bushels, up 35 million. The U.S. season-average soybean price for 2023/24 is forecast at \$12.65 per bushel, down \$0.10 from last month. The soybean meal price is forecast unchanged at \$380 per short ton. The soybean oil price is forecast at 51 cents per pound, down 3 cents.

MISSOURI WEEKLY HAY SUMMARY 02/08/24

Warmer temperatures have been a welcome relief but have come at the cost of a lot of mud around. Hay movement has been good as several farmers used much more hay in January than they really wanted to, and it is still a while before there will be any grass even with the recent warm up and most know that there will still be more winter before spring turn out. The supply of hay is light to moderate, demand is moderate to good, and prices mostly steady. The Missouri Department of Agriculture has a hay directory at <https://apps.mda.mo.gov/haydirectory> or visit the University of Missouri Extension feed stuff finder at <https://feedstufffinder.org>

Alfalfa - Supreme 250.00-300.00, small square 10.00-15.00 per bale

Alfalfa - Premium 200.00-250.00

Alfalfa - Good 150.00-200.00, small square 5.00-10.00 per bale

Alfalfa - Fair 125.00-150.00

Mixed grass - Good/Premium 150.00-225.00

Mixed grass-Fair/Good 100.00-175.00, small square 5.00-11.00 per bale

Mixed grass - Fair 50.00-100.00 per large round bale

Wheat straw - 4.00-7.00 per small square bale

Please Note: The above volumes (tonnage, acres, and bales) listed are for confirmed trades only, it does not include estimated volume (tonnage) for bids or offers to the trade. List your hay for sale at: [Hay Listing Online Form](#). Explanation of Hay Quality Guidelines: [Hay Quality Designation Guidelines](#). Glossary of Terms: [Livestock, Poultry, & Grain Hay Terms](#)

MISSOURI WEEKLY SHEEP/GOAT AUCTION SUMMARY

Receipts: 1,987 Week Ago: 1,087 Last Year: 2,347

SHEEP: Feeder Lambs Small and Medium 1-2 hair 30-40 lbs 307.50-330.00; 40-50 lbs 265.00-320.00, thin 200.00-250.00.

Slaughter lambs Choice and Prime 1-3 hair pkg 48 lbs 315.00; 50-60 lbs 255.00-310.00; pkg 62 lbs fancy 320.00; 70-90 lbs 225.00-260.00, fancy 280.00; pkg 92 lbs 237.50; pkg 129 lbs 150.00. Choice 1-2 hair 55-65 lbs 250.00-265.00; 80-90 lbs 205.00-210.00; 100 lbs 190.00-210.00. Choice 1-3 hair 55-65 lbs 240.00-265.00; pkg 82 lbs 200.00. Good 1-2 hair pkg 69 lbs 210.00.

Slaughter ewes Utility and Good 1-2 110-130 lbs 75.00-82.50. Good 2-3 hair 95-180 lbs 90.00-105.00. Good 2-3 hair 105 lbs 110.00-115.00/hd. Utility and Good 1-3 hair 80-110 lbs 80.00-90.00. Utility and Good 1-3 hair 75-80 lbs 70.00-90.00/hd; 120 lbs 115.00/hd. Cull and Utility 1-2 hair 70-95 lbs 60.00-70.00. Cull and Utility 1-2 hair 70-110 lbs 50.00-70.00 per head. Bucks 1-2 hair 125-135 lbs 100.00-115.00.

Replacement ewes Small and Medium 1-2 hair 2-4 yrs 85 lbs exp 125.00/hd; 115-140 lbs exp 135.00-160.00/hd; 2-4 yrs 140 lbs spr 300.00/hd.

Families Small and Medium 1-2 2-4 yrs 110-115 lbs exp with <20 lb lambs 175.00-290.00/family; 2-4 yrs 130 lbs exp with 20-40 lb lambs 320.00/family.

GOATS: Feeder kids Selection 1 25-50 lbs 320.00-345.00. Selection 2 30-45 lbs 245.00-290.00. Selection 3 25 lbs pygmies 135.00.

Slaughter kids Selection 1 50-60 lbs 280.00-315.00; 60-70 lbs 300.00-320.00; pkg 73 lbs 280.00; pkg 106 lbs 262.50. Selection 1-2 45-65 lbs 255.00-265.00. Selection 2 45-60 lbs 245.00-280.00, pygmies 240.00; 60-70 lbs 225.00-275.00; 70-95 lbs 235.00-250.00. Selection 3 pkg 65 lbs 150.00.

Slaughter nannies/does Selection 1-2 60-125 lbs 100.00-150.00. Selection 1-2 65 lbs 62.50-65.00/hd; 70 lbs 115.00/hd; 150 lbs 135.00/hd. Slaughter bucks/billies Selection 1-2 pkg 85 lbs pygmies 160.00; 105-165 lbs 160.00-230.00. Wethers Selection 1-2 65-90 lbs 230.00-260.00. Wether kids Selection 2 pkg 60 lbs 225.00; 70-75 lbs 240.00-250.00; pkg 81 lbs 280.00.

Replacement nannies/does Selection 1-2 1-2 yrs 120-125 lbs exp 250.00-400.00/hd; 2-4 yrs 90-100 lbs bred 130.00-165.00/hd; 2-4 yrs 115-130 lbs exp 160.00-180.00/hd. Selection 2 2-4 yrs 70 lbs bred 85.00/hd.

Families Selection 1-2 2-4 yrs 85-89 lbs exp with <20 lb kids 240.00-270.00/family; 2-4 yrs 80-95 lbs open with <20 lb kids 150.00-255.00/family.

Explanatory Notes: Stage - Represents estimated lambing/kidding period (Open, Exp=exposed, Bred, Fall = Sep-Nov, Win = Dec-Feb, Spr = Mar-May, Sum=Jun-Aug; w/s = woolled and shorn; /hd= per head; /fam=per family
All price CWT unless otherwise noted.

MISSOURI DROUGHT MONITOR

Date	None	D0	D1	D2	D3	D4
02/06/24	41.08	43.85	15.07	0	0	051
01/30/24	41.30	43.63	15.07	0	0	0
02/07/23	48.85	41.00	8.64	1.51	0	0

Reflects percentage of Missouri impacted by drought. D0 Abnormally Dry; D1 Moderate Drought; D2 Severe Drought; D3 Extreme Drought; D4 Exceptional Drought

NATIONAL DIRECT DELIVERED FEEDER PIG REPORT

02/09/24 Receipts: 104,786 Week ago: 130,024 Year Ago: 86,680
Early weaned pigs 6.00 per head higher. All feeder pigs 10.00 per head higher.

Early weaned pigs 10-12 lbs. basis: Cash 58,207 head 33.00-57.00, weighted average 49.23. Formula 30,904 head 41.22-67.39, weighted average 51.61. Feeder pigs 40 pounds basis: Cash 15,675 head 56.00-75.00, weighted average 67.47

NATIONAL DAILY DIRECT PRIOR DAY

HOG REPORTS FOR 02/09/24

BARROWS AND GILTS (Carcass Basis): 802 head
Base Carcass Price 60.00-68.50, weighted average 65.55

SOWS (Live Basis): 7,708 head
300-500 lbs. 20.00-56.75
Over 500 lbs. 35.83-62.39

MISSOURI WEEKLY DIRECT SLAUGHTER

CATTLE REPORT 02/09/24

Weekly Receipts: 200 Week ago: 520 Year ago: 240
Trading as of Friday morning, flat dressed sales 7.00 higher and grid dressed sales inactive.

LIVE STEERS & HEIFERS: No sales reported
DRESSED STEERS & HEIFERS: 4 loads flat 285.00

GRADE AND WEIGHT (Grid): No sales reported

Click here for the current [National Crop Progress](#)
Click here for the current [Missouri Crop Progress](#)
The current hay directory can be found at: [Hay Directory](#).