

Weekly Market Summary

Published by:
Missouri Department of Agriculture
Ag Business Development Division
Market News Program



Chris Chinn, Director
 Jill Wood, Division Director
 Tony Hancock, Editor
<http://www.ams.usda.gov/marketnews.htm>
[agmarketnews.mo.gov](http://www.ams.usda.gov/marketnews.htm)

Michael L. Parson, Governor

Volume XLIV, Number 9 ♦ P.O. Box 630, Jefferson City, MO 65102 ♦ (573) 751-4211 ♦ Mon, Mar 04, 2024

MISSOURI WEEKLY FEEDER CATTLE WEIGHTED AVERAGE REPORT

Feeder Cattle Receipts: 29,574 Week ago: 42,900 Year ago: 25,071
 Steers and Heifers Medium and Large 1—Weighted average weights and prices

STEERS: Medium and Large 1

277 lbs. 360.07	480 lbs. 340.04	673 lbs. 274.03	869 lbs. 233.99
331 lbs. 359.73	525 lbs. 323.31	723 lbs. 261.36	918 lbs. 226.94
370 lbs. 363.46	569 lbs. 316.11	772 lbs. 249.21	960 lbs. 213.00
425 lbs. 348.21	617 lbs. 295.77	819 lbs. 240.34	1036 lbs. 213.92

HEIFERS: Medium and Large 1

276 lbs. 314.15	472 lbs. 295.49	675 lbs. 247.26
328 lbs. 327.72	521 lbs. 289.19	721 lbs. 239.51
378 lbs. 316.27	575 lbs. 270.85	772 lbs. 229.04
424 lbs. 305.52	625 lbs. 257.22	811 lbs. 221.66

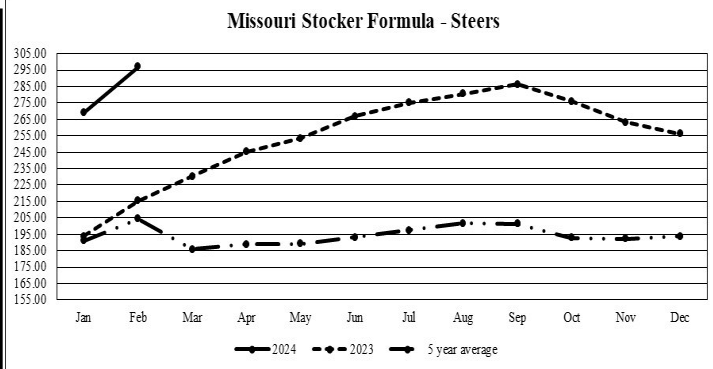
MISSOURI STEER (HEIFER) STOCKER FORMULA 03/04/2023

Monday's Missouri Stocker formula consists of **5,120 (5,966)** head with a weighted average weight of **540.06 (537.62)** lbs. and a price value of **311.08 (271.13)**, 8.97 higher (3.84 higher) than last week. This a rolling seven day calculated weighted value which combines all Feeder Steers reported by MDA/USDA Market News Service weighing from 400-649 lbs. in the Medium and Large 1 and Medium and Large 1-2 frame and muscle classifications, including all comment cattle except Brahman X. Heifer values are in parentheses.

MISSOURI WEEKLY CATTLE AUCTION SUMMARY

Total Receipts: 33,883 Week Ago: 49,899 Year Ago: 29,940

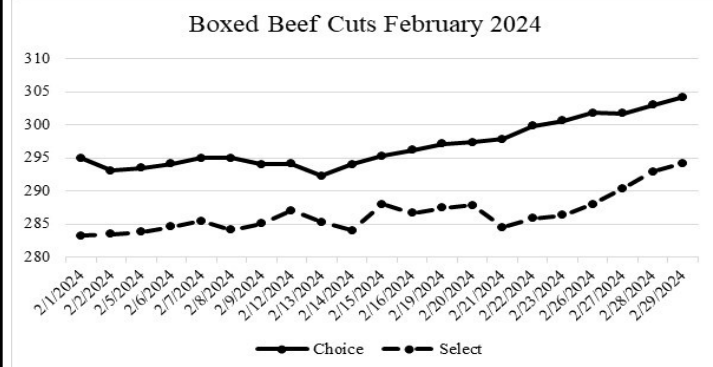
Compared to last week, grazing weight calves mostly under 700 lbs. sold 5.00 to 10.00 higher with heavier weight yearling types steady to 5.00 higher. The supply of feeders was moderate with offerings at local barns slowing up slightly. Demand is good to very good as buyers continue to aggressively buy up calves that can be put out on grass. Still a lot of reports of producers selling earlier than normal as prices are just too good to pass up. February was one of the warmest on record and this has a lot of green showing around the state already. Despite a short-lived dose of winter midweek much of the past week was spent in short sleeves. A few farmers are out in the fields cutting in gas for corn, if they didn't already get that done last fall. Pastures and hay fields are getting fertilizer applied and everyone seems happy about the early spring. There is some concern that moisture is needed though as near 86 percent of the state is listed as abnormally to moderately dry and without some spring moisture all that hope and optimism for the new growing year will fade quickly. A few of this week's stick out sales included 35 head of 465 lb. steers at Joplin Regional Stockyards which sold for 365.00. Ozarks Regional Stockyards had two big stick out sales this week 270 head of 556 fancy black white faced steers which sold for 329.85 and another 111 head of 717 lb. steers which sold for 271.50. Callaway Livestock Center sold a load of 856 lbs. steers for 248.00. Boxed beef cutouts values were higher this week. Choice closed on Friday at 305.28, up 4.67 and select closed at 295.74, up 9.43 compared to last week. Negotiated feedlot sales as of the Friday afternoon report totaled 69K head with sales developing late and more likely took place after the report cutoff. Live sales were reported at 183.00-184.50 and Dressed sales at 290.00. The Missouri Stocker Formula doing exactly what it was designed to do and continues to reflect prices climbing higher into new record territory. Missouri Stocker formula consists of 5,120 head with a weighted average weight of 540.06 lbs. and a price value of 311.08, 8.97 higher than a week ago. The steer/heifer spread is 39.95.



*Graph is updated the first Monday of each month. Axis value ranges may be updated to reflect data points.

NATIONAL BOXED BEEF CUTOUT/BOXED BEEF CUTS

DATE	CHOICE	SELECT	TOTAL LOADS
2/26	301.79	287.99	82
2/27	301.74	290.40	100
2/28	303.03	292.94	149
2/29	304.20	294.18	130
3/1	305.28	295.74	103
5 Day Simple Average	303.21	292.25	



*Axis value ranges may be updated to reflect data points.

WEEKLY LIVESTOCK SLAUGHTER 03/02/24

	CATTLE	HOGS	SHEEP
Week to Date:	599,000	2,549,000	41,000
Last Week:	593,000	2,578,000	40,000
Last Year:	625,532	2,522,652	35,017

The Weekly Market Summary, as well as historical summaries, are available on our website <https://agmarketnews.mo.gov/summaries>
 Market News Hotline: 1-573-522-9244

SOUTHWEST MISSOURI WEEKLY SUMMARY

(Joplin and Springfield)

Receipts: 14,260 Week ago: 20,006 Year Ago: 9,377

Compared to last week, early week feeders under 625 lbs. 3.00 to 14.00 higher, heavier weights steady to 3.00 higher. Late week steers steady to 4.00 higher and heifers steady. Slaughter cows and bulls steady to 4.00 higher.

FEEDER STEERS:
Medium and Large 1

Table with 2 columns: Weight (300-400 lbs to 1000-1100 lbs) and Price (360.00-390.00 to 207.00-214.25)

FEEDER HEIFERS:
Medium and Large 1

Table with 2 columns: Weight (300-400 lbs to 800-850 lbs) and Price (285.00-350.00 to 219.00-222.25)

FEEDER HOLSTEIN STEERS
Large 3

Table with 2 columns: Weight (450-500 lbs to 600-700 lbs) and Price (211.00-230.00 to 183.00-211.00)

SLAUGHTER COWS: Breaking and Boning (70-85% lean) 101.50-116.50, high dressing 111.00-127.50; low dressing 97.00-105.00. Lean (85-90%) 88.0-103.00.

SLAUGHTER BULLS: Yield Grade 1-2 1230-2275 lbs. 119.00-140.00; high dressing 133.50-151.00; low dressing 107.00-123.00

BRED COWS: Medium and Large 1 2-4 yrs 1060 lbs 1st stage 2550.00; 2-8 yrs 1025-1308 lbs 2nd/3rd stage 1800.00-2300.00, 1st stage 1725.00-1775.00. Medium and Large 1-2 2-8 yrs 955-1440 lbs 2nd/3rd stage 1350.00-2700.00, 1st stage 1250.00-2000.00 per head

BRED HEIFERS: Medium and Large 1 <2 yrs 895 lbs 2nd/3rd stage 2025.00. Medium and Large 1-2 <2 yrs 825-900 lbs 2nd/3rd stage 1800.00-2500.00 per head

COW & CALF PAIRS: Medium and Large 1-2 2-8 yrs 980-1300 lbs with 150-300 lb calves 1775.00-2700.00; 2-8 yrs 1037 rebred 1st stage with 150-300 lb calves 2400.00 per pair

SOUTH CENTRAL MISSOURI WEEKLY SUMMARY

(West Plains, Phillipsburg)

Receipts: 4,986 Week ago: 6,172 Year Ago: 4,714

Compared to last week, steer calves 5.00 to 10.00 higher, yearling steers steady to 3.00 higher. Heifers 4.00 lower to 12.00 higher. Slaughter cows and bulls steady to 3.00 higher.

FEEDER STEERS:
Medium and Large 1

Table with 2 columns: Weight (300-400 lbs to 900-1000 lbs) and Price (342.50-377.50 to 213.00-228.00)

FEEDER HEIFERS:
Medium and Large 1

Table with 2 columns: Weight (300-400 lbs to 700-800 lbs) and Price (299.00-325.00 to 221.00-234.50)

FEEDER HOLSTEIN STEERS
Large 3

Table with 2 columns: Weight (12 hd 506 lbs) and Price (183.00)

SLAUGHTER COWS: Breaking and Boning (70-85% lean) 100.00-118.00, high dressing 113.00-129.00; low dressing 92.00-101.00. Lean (85-90%) 90.00-103.00

SLAUGHTER BULLS: Yield Grade 1-2 1225-2495 lbs. 118.00-133.00; high dressing 133.00-150.00; low dressing 100.00-116.00

BRED COWS: Medium and Large 1 2-8 yrs 1090-1520 lbs 2nd/3rd stage 1600.00-2125.00. Medium and Large 1-2 2-8 yrs 1055-1370 lbs 2nd/3rd stage 1360.00-2500.00, 1st stage 1350.00-2400.00 per head

COW & CALF PAIRS: Medium and Large 1 2-8yrs 1100-1375 lbs rebred 1st stage with >300 lb calves 3425.00-3925.00. Medium and Large 1-2 2-8 yrs 1130-1280 lbs with 150-300 lb calves 1975.00-2200.00 per pair

WEST CENTRAL MISSOURI WEEKLY SUMMARY

(Kingsville, Windsor, Butler)

Receipts: 5,461 Week ago: 6,416 Year ago: 5,968

Compared to last week, steers and heifers sold steady to 10.00 higher. Slaughter cows sold steady to 4.00 higher.

FEEDER STEERS:
Medium and Large 1

Table with 2 columns: Weight (400-500 lbs to 800-900 lbs) and Price (332.00-375.00 to 230.50-254.25)

FEEDER HEIFERS:
Medium and Large 1

Table with 2 columns: Weight (400-500 lbs to 800-900 lbs) and Price (293.00-328.00 to 220.00-224.50)

SLAUGHTER BULLS: Yield Grade 1-2 1231-2305 lbs 117.00-139.00; high dressing 134.00-145.00; low dressing 109.50-115.50

SLAUGHTER COWS: Breaking and Boning (70-85% lean) 102.50-125.00, high dressing 112.00-132.00. Lean (85-90%) 87.00-105.50

BRED COWS: Medium and Large 1-2 5-8 yrs 1428 lbs 2nd/3rd stage 1785.00 per head

COW & CALF PAIRS: Scarce

NORTHEAST MISSOURI WEEKLY SUMMARY

(Bowling Green, Kingdom City, Palmyra)

Receipts: 5,238 Week ago: 4,313 Year ago: 3,204

Compared to last week, steers 400-500 lbs 8.00 to 15.00 higher, 500-600 lbs steady to firm, 600-650 lbs 8.00 to 10.00 higher, over 800 lbs firm to higher undertone. Heifers 400-500 lbs 5.00 to 10.00 higher, 500-550 lbs steady to firm, 550-650 lbs 2.00 to 10.00 lower. Slaughter cows steady.

FEEDER STEERS:
Medium and Large 1

Table with 2 columns: Weight (400-500 lbs to 60 hd 931 lbs) and Price (317.00-363.00 to 234.50)

FEEDER HEIFERS:
Medium and Large 1

Table with 2 columns: Weight (400-500 lbs to 700-800 lbs) and Price (279.00-315.00 to 232.50-246.25)

SLAUGHTER BULLS: Yield Grade 1-2 1215-2400 lbs 120.00-137.00; high dressing 135.00-153.00; low dressing 94.00-120.00

SLAUGHTER COWS: Breaking and Boning, (70-85% lean) 100.00-113.00; high dressing 108.00-127.00; low dressing 92.00-104.50. Lean (85-90%) 90.50-98.00

SLAUGHTER STEERS: Choice and Prime 2-4 pkg 189.00. Choice 2-3 180.00-186.00. Select and Choice 1-3 175.00-179.50.

SLAUGHTER HEIFERS: Choice 2-3 182.50-183.50. Select and Choice 2-3 176.00-180.50.

BRED COWS: Medium and Large 1-2 >5 yrs 1122-1343 lbs 1st stage 118.00-149.00 CWT; >8 yrs 1031-1074 lbs 1st stage 108.50-112.50 CWT

BRED HEIFERS: Scarce

NORTH CENTRAL MISSOURI WEEKLY SUMMARY

(Macon, Unionville, Green City, New Cambria)

Receipts: 578 Week ago: 6,239 Year ago: 2,854

Compared to a much larger run last week, steers and heifers traded with a lower undertone. Slaughter cows 1.00 to 3.00 higher.

*Some sale barns on a bi-weekly schedule and may not have a sale each week.

FEEDER STEERS:
Medium and Large 1

Table with 2 columns: Weight (400-450 lbs to Pkg 676 lbs) and Price (337.50-358.50 to 285.00)

FEEDER HEIFERS:
Medium and Large 1

Table with 2 columns: Weight (400-500 lbs to 12 hd 629 lbs) and Price (299.00-305.00 to 260.50)

SLAUGHTER BULLS: Yield Grade 1-2 1550-2040 lbs. few 130.00-138.00; high dressing 147.00-154.50

SLAUGHTER COWS: Breaking and Boning (70-85% lean) 103.00-118.00, high dressing few 120.50-124.00. Lean (85-90%) 96.00-104.00

BRED HEIFERS: Scarce

COW/CALF PAIRS: Scarce

SOUTHEAST MISSOURI WEEKLY SUMMARY

(Jackson and Farmington)

Receipts: 1,122 Week ago: 2,221 Year ago: 1,645
 Compared to last week, steers and heifers uneven from 5.00 lower to 5.00 higher. Slaughter cows 1.00 higher. Slaughter bulls 4.00 higher.

FEEDER STEERS:
 Medium and Large 1

300-400 lbs.	296.00-347.00
400-500 lbs.	290.00-342.00
500-600 lbs.	285.00-310.00
600-700 lbs.	252.00-288.00
700-750 lbs.	234.00-246.00
800-900 lbs.	220.00-230.00

FEEDER HEIFERS:
 Medium and Large 1

300-400 lbs.	280.00-315.00
400-500 lbs.	257.00-307.00
500-600 lbs.	242.50-272.50
600-700 lbs.	222.00-255.00
700-800 lbs.	214.00-231.00
800-850 lbs.	210.00-220.00

SLAUGHTER BULLS: Yield Grade 1-2 1000-2415 lbs 100.00-111.00, high dressing 112.00-140.00

SLAUGHTER COWS: Breaking and Boning (75-85% lean) 90.00-100.00; high dressing 100.00-121.00. Lean (85-90% lean) 64.00-88.00.

BRED COWS: Medium and Large 2 2-8 yrs 1030-1290 lbs 1st/2nd stage 1200.00-2000.00; >8 yrs 1145-1245 lbs 3rd stage 1150.00-1300.00 per head

COW & CALF PAIRS: Medium and Large 2 2-8 yrs 1150-1400 lbs with <150 to 300 lb calves 2050.00-2500.00 per pair

EAST CENTRAL MISSOURI WEEKLY SUMMARY

(Cuba, Vienna)

Receipts: 1,218 Week ago: 1,761 Year ago: 2,178
 Compared to last week, feeders under 550 lbs steady, over 550 lbs firm to 3.00 higher. Slaughter cows 2.00 to 3.00 higher.

FEEDER STEERS:
 Medium and Large 1

400-500 lbs.	330.00-372.50
500-600 lbs.	285.50-340.00
600-700 lbs.	260.00-295.00
700-800 lbs.	240.00-270.00

FEEDER HEIFERS:
 Medium and Large 1

400-500 lbs.	282.50-305.00
500-600 lbs.	250.00-284.00
600-700 lbs.	228.00-255.00
Pkg 787 lbs.	220.00

SLAUGHTER BULLS: Yield Grade 1-2 1295-2410 lbs 127.00-138.00; high dressing 141.00-145.00; low dressing 114.00-125.50

SLAUGHTER COWS: Breaking and Boning, (70-85% lean) 108.00-118.50; high dressing 120.50-126.50; low dressing 103.50-107.50. Lean (85-90%) 98.00-107.00

BRED COWS: Medium and Large 1-2 5-8 yrs 1040-1305 lbs 1st to 3rd stage 1550.00-2025.00 per head

COW & CALF PAIRS: Medium and Large 1-2 >5 yrs 1050-1360 lbs with <150 lb calves 1750.00-2025.00 per pair

NORTHWEST MISSOURI WEEKLY SUMMARY

(Tina)

Receipts: 2,771 Last Week: 2,060 Year Ago: 3,111
 Compared to last week, steers steady to 5.00 higher, heifers steady to 10.00 higher. Slaughter cows and bulls 2.00 to 5.00 higher.

FEEDER STEERS:
 Medium and Large 1

400-500 lbs.	310.00-345.00
500-600 lbs.	293.00-329.00
600-700 lbs.	260.00-310.00
700-800 lbs.	250.00-265.75
800-900 lbs.	234.50-243.50
41 hd 924 lbs.	228.00

FEEDER HEIFERS:
 Medium and Large 1

400-500 lbs.	292.00-324.00
500-600 lbs.	267.00-274.00
600-700 lbs.	244.50-261.00
700-800 lbs.	223.00-246.00
62 hd 811 lbs.	226.50

SLAUGHTER BULLS: Yield Grade 1-2 1145-2300 lbs 118.00-133.00; high dressing 134.00-104.00.

SLAUGHTER COWS: Breaking and Boning, (70-85% lean) 85.00-108.00; high dressing 108.00-124.00. Lean (85-90%) 85.00-108.00

BRED COWS: Medium and Large 1 2-8 yrs 1118-1357 lbs 2nd/3rd stage 2500.00-2725.00. Medium and Large 1-2 2-8 yrs 1065-1277 lbs 2nd/3rd stage 1800.00-2550.00, 1st stage 1560.00-1900.00 per head

COW/CALF PAIRS: Medium and Large 1 2-8 yrs 1462 lbs rebred 1st stage with >300 lb calves 3500.00. Medium and Large 1-2 975-1270 lbs rebred 1st stage with <150 to >300 lb calves 2075.00-2900.00 per pair

AFTERNOON NATIONAL SLAUGHTER CATTLE REVIEW

Thus far for Friday in the Southern Plains negotiated cash trade has been mostly inactive on light demand. The most recent market in the Southern Plains was Wednesday with live FOB purchases traded at 183.00. In Nebraska and the Western Cornbelt negotiated cash trade has been slow on light demand. The most recent market was Wednesday with live FOB purchases from 183.00-184.50 with dressed delivered purchases at 290.00. The most recent market in the Western Cornbelt was Wednesday with live FOB purchases traded from 183.00 -184.00, with dressed delivered purchases at 290.00.

Negotiated Cash Sales:					
Confirmed:	4,786	Week Ago:	37,869	Year Ago:	30,799
Week to date:	69,207	Week Ago:	41,616	Year Ago:	70,838

Live Basis	Steers	Heifers
Over 80% Choice	183.00-184.00, avg 183.28	183.00
65-80% Choice	-	-
35-65% Choice	182.00	-
0-35% Choice	-	-
Total All Grades	182.00-184.00, avg 183.17	183.00
Dressed Basis		
Over 80% Choice	290.00	290.00
65-80% Choice	290.00	-
35-65% Choice	-	-
0-35% Choice	-	-
Total All Grades	290.00	290.00

All Beef Type Steers/Heifers	Head	Avg Wt	Price Range	Wtd Avg
Live FOB	3,597	1465.8	180.00-186.00	183.06
Live Del	73	1524.0	185.00-186.00	185.52
Dressed Del	1,038	903.2	290.00-292.00	290.16
Dressed FOB	38	857.0	292.00	292.00

WEEKLY COMMODITY FUTURES TRENDS

Compared to last week, Live Cattle uneven Apr and Jun 0.13 to 0.55 higher, others 0.10 to 0.30 lower, Lean Hogs uneven Apr and May 2.78 to 7.32 lower, others 1.85 to 3.38 higher, Feeder Cattle 1.13 to 1.97 lower.

Daily Futures Closes

	Mon.	Tues.	Wed.	Thu.	Fri.
Cattle					
Feb	185.72	185.60	184.65	184.00	—
Apr	188.10	187.72	186.12	185.35	188.45
Jun	184.10	183.57	182.17	181.22	184.00
Aug	183.20	182.67	181.30	180.70	182.70
Oct	186.47	186.10	184.85	184.22	185.80
Lean Hogs					
Apr	86.27	85.90	86.00	86.62	88.07
May	90.75	90.37	90.45	90.72	92.05
Jun	99.85	99.32	99.55	100.20	102.05
Jul	100.55	100.45	100.80	101.47	103.00
Aug	99.92	100.17	100.65	101.25	102.07
Fdr Cat					
Mar	253.05	253.00	249.60	249.00	252.97
Apr	258.90	258.95	255.10	253.72	258.00
May	261.57	261.32	257.97	256.12	260.17
Aug	270.35	270.60	267.87	266.65	269.65
Sep	270.55	280.82	268.35	267.52	270.42
Milk					
Feb	16.12	16.11	16.08	16.96	16.77
Mar	17.58	17.28	17.24	17.17	16.78
Apr	18.00	17.56	17.49	17.55	17.22

WEEKLY COMMODITY GRAIN FUTURES TRENDS

Compared to last week, Soybeans 0.08 to 0.10 higher, Wheat 0.07 to 0.14 lower, Corn 0.09 to 0.12 higher, KC Wheat Mar 0.11 higher, others 0.02 to 0.03 lower, Soybean Meal 1.80 to 4.30 higher.

Daily Grain Futures Closes

	Mon.	Tues.	Wed.	Thu.	Fri.
Soybeans					
Mar	1136	1131 1/4	1134	1128 1/4	1143
May	1145 1/4	1140 3/4	1145 1/4	1140 3/4	1151 1/4
Jul	1155 1/4	1151 1/2	1155 3/4	1151 1/4	1161 1/4
Aug	1150 1/2	1147 3/4	1152	1148 3/4	1157 1/4
Sep	1136 1/4	1136 1/4	1141 1/2	1138 3/4	1145 1/2
Wheat					
Mar	577 1/4	586	571	577 1/2	560
May	574 3/4	584 1/4	574 3/4	576 1/4	557 3/4
Jul	577	586 1/4	578 1/2	579 1/4	561 1/4
Sep	585	593	586 3/4	586 3/4	569 3/4
Dec	599	606 3/4	601 1/4	600 3/4	584 3/4
Corn					
Mar	407	408 1/4	413 1/4	415 3/4	412 1/4
May	421 1/2	423 1/2	428 1/2	429 1/2	424 3/4
Jul	433 3/4	436	440 1/4	441 1/4	436 1/4
Sep	443 1/4	446 1/2	450	450 1/4	445 1/4
Dec	457	460	463 1/4	463 1/4	459 1/4
KC Wheat					
Mar	583 3/4	593 1/2	595 1/2	602 3/4	580
May	576 1/2	586 3/4	581	587 1/4	564 1/2
Jul	566 1/2	576 1/4	570 1/4	574 1/4	555 1/2
Sep	576	585 1/4	579 3/4	583 1/2	565 1/4
Dec	593 1/2	602 1/4	596 3/4	600	582 1/2
SB Meal					
Mar	334.40	327.80	331.30	333.30	334.00
May	328.60	324.90	327.50	329.20	332.30
Jul	331.40	328.30	330.80	331.20	334.10
Aug	332.90	329.90	332.40	332.10	335.20
Sep	333.80	331.00	333.50	333.30	336.30

MISSOURI GRAIN WEEKLY TRENDS

Compared to last week, Soybeans 0.11 lower to 0.28 higher, Wheat 0.11 to 0.26 lower, Corn 0.10 to 0.23 higher, Sorghum 0.10 to 0.26 higher.

Area	#1 Soybeans	#2 Soft Wheat	#2 Corn	#2 Grain Sorghum
Kansas City				
Friday**	11.08-11.28	5.58	3.94-4.14	4.34
Monday	11.11-11.31	5.62	4.02-4.22	4.42
Tuesday	11.06-11.26	5.69	4.03-4.23	4.43
Wednesday	11.09-11.29	5.60	4.08-4.28	4.48
Thursday	11.03-11.23	5.61	4.11-4.31	4.51
Friday	11.16-11.56	5.43	4.05-4.27	4.47
St. Louis				
Friday**	11.62-11.63	5.83-6.17	4.15-4.17	4.49
Monday	11.65	5.87-6.19	4.24-4.25	4.57
Tuesday	11.60-11.61	5.96-6.26	4.27-4.28	4.58
Wednesday	11.65	5.81-6.07	4.34-4.37	4.63
Thursday	11.59	5.88-6.14	4.38-4.40	4.66
Friday	11.72-11.74	5.68-6.00	4.38	4.75
Central				
Friday**	10.98-11.03	5.53-5.58	3.84-3.89	---
Monday	11.01-11.06	5.57-5.62	3.92-3.97	---
Tuesday	10.96-11.01	5.66-5.71	3.93-3.98	---
Wednesday	11.00-11.10	5.51-5.56	3.99-4.09	---
Thursday	10.96-11.06	5.58-5.63	4.00-4.10	---
Friday	11.06-11.16	5.43-5.45	3.95-4.05	---
S.E. MO				
Friday**	11.46-11.54	---	4.05-4.09	---
Monday	11.49-11.57	---	4.13-4.17	---
Tuesday	11.44-11.53	---	4.16-4.20	---
Wednesday	11.48-11.56	---	4.23-4.25	---
Thursday	11.46-11.50	---	4.21-4.28	---
Friday	11.63-11.64	---	4.24-4.30	---

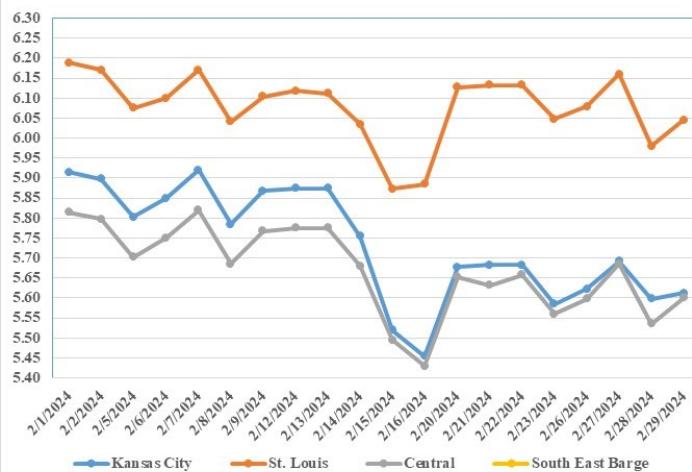
(PRICES PER BUSHEL) *NEW CROP **PREVIOUS WEEK'S PRICES
*Bids calculated using Kansas City, St. Louis, and St. Joseph bids

MONTHLY GRAIN CROP

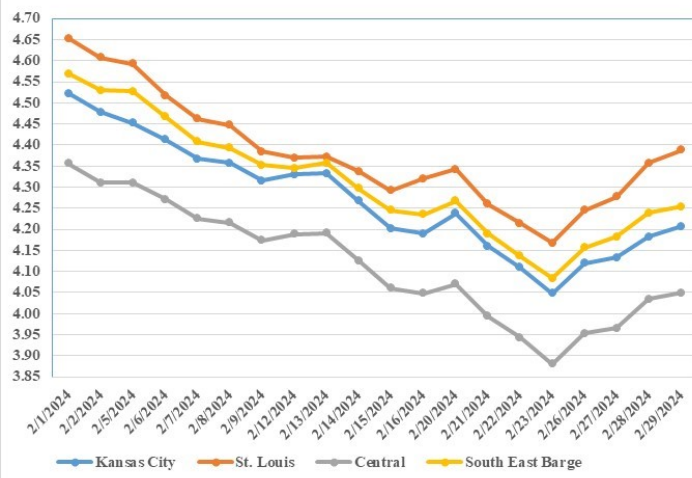
February 2024 Soybean Bids



February 2024 Wheat Bids



February 2024 Corn Bids



*Axis value ranges may be updated to reflect data points.

WHOLESALE FEEDSTUFFS PRICES (DOLLARS PER TON-BULK BASIS)

Area	Soybean Hulls Pellets	Soybean Meal 46.5-48%	Corn Gluten Pellets 21%	Wheat Middlings
Kansas City	127.50	352.15	180.00	98.33
St. Louis	n/a	n/a	182.50	77.50

GRAIN CRUSH AND CO-PRODUCTS PRODUCTION

Total corn consumed for alcohol and other uses was 477 million bushels in January 2024. Total corn consumption was down 10 percent from December 2023 and down 3 percent from January 2023. January 2024 usage included 92.8 percent for alcohol and 7.2 percent for other purposes. Corn consumed for beverage alcohol totaled 4.00 million bushels, up 5 percent from December 2023 but down 34 percent from January 2023. Corn for fuel alcohol, at 434 million bushels, was down 10 percent from December 2023 and down 2 percent from January 2023. Corn consumed in January 2024 for dry milling fuel production and wet milling fuel production was 92.4 percent and 7.6 percent, respectively.

Dry mill co-product production of distillers dried grains with solubles (DDGS) was 1.76 million tons during January 2024, down 10 percent from December 2023 but up 3 percent from January 2023. Distillers wet grains (DWG) 65 percent or more moisture was 1.30 million tons in January 2024, down 7 percent from December 2023 but up 3 percent from January 2023.

Wet mill corn gluten feed production was 225,691 tons during January 2024, down 8 percent from December 2023 and down 16 percent from January 2023. Wet corn gluten feed 40 to 60 percent moisture was 200,086 tons in January 2024, down 5 percent from December 2023 and down 4 percent from January 2023.

OILSEED CRUSH, PRODUCTION/CONSUMPTION, STOCKS

Soybeans crushed for crude oil was 5.84 million tons (195 million bushels) in January 2024, compared with 6.13 million tons (204 million bushels) in December 2023 and 5.73 million tons (191 million bushels) in January 2023. Crude oil produced was 2.29 billion pounds, down 4 percent from December 2023 but up 2 percent from January 2023. Soybean once refined oil production at 1.59 billion pounds during January 2024 decreased 7 percent from December 2023 and decreased 8 percent from January 2023.

Canola seeds crushed for crude oil was 203,989 tons in January 2024, compared with 192,796 tons in December 2023 and 204,340 tons in January 2023. Canola crude oil produced was 166 million pounds, up 7 percent from December 2023 and up less than 1 percent from January 2023. Canola once refined oil production, at 155 million pounds during January 2024, was down 1 percent from December 2023 and down 1 percent from January 2023.

Cottonseed once refined oil production, at 25.3 million pounds during January 2024, was down 21 percent from December 2023 and down 32 percent from January 2023.

Edible tallow production was 72.5 million pounds during January 2024, down 15 percent from December 2023 and down 13 percent from January 2023. Inedible tallow production was 299 million pounds during January 2024, down 10 percent from December 2023 and down 9 percent from January 2023. Technical tallow production was 109 million pounds during January 2024, down 10 percent from December 2023 but up 2 percent from January 2023. Choice white grease production, at 118 million pounds during January 2024, increased 4 percent from December 2023 and increased 3 percent from January 2023.

MISSOURI WEEKLY HAY SUMMARY 02/29/24

Although a mid-week cold snap provided a reminder it is still winter, warmth and record highs has been the story for much of February making it one of the warmest on record. The seemingly early spring has been a relief for farmers feeding given the amount of hay used in January. On the other hand, as a result of the unusually warm weather it comes as no surprise more of the state is showing on the drought monitor. As of this report near 86 percent of the state is listed as abnormally to moderately dry. It is Missouri and that can change quickly before growing season really arrives, but it is a bit of a concern currently. Several new listings of mid to lower quality hay are showing up as those who have unsold hay start to try to move some of last year's hay from inventory before hay feeding ends and it is time to start focusing on this year's crop. The supply of hay is light to moderate, demand is moderate, prices for high quality hay steady to firm mid to lower quality hay steady to weak. The Missouri Department of Agriculture has a hay directory at <https://apps.mda.mo.gov/haydirectory> or visit the University of Missouri Extension feed stuff finder at <https://feedstufffinder.org>
Alfalfa - Supreme 250.00-350.00, small square 10.00-15.00 per bale
Alfalfa - Premium 200.00-275.00
Alfalfa - Good 150.00-200.00, small square 5.00-10.00 per bale
Alfalfa - Fair 125.00-150.00
Mixed grass - Good/Premium 150.00-225.00
Mixed grass-Fair/Good 100.00-175.00, small square 5.00-11.00 per bale
Mixed grass - Fair 50.00-75.00 per large round bale
Wheat straw - 4.00-7.00 per small square bale

Please Note: The above volumes (tonnage, acres, and bales) listed are for confirmed trades only, it does not include estimated volume (tonnage) for bids or offers to the trade. List your hay for sale at: [Hay Listing Online Form](#). Explanation of Hay Quality Guidelines: [Hay Quality Designation Guidelines](#). Glossary of Terms: [Livestock, Poultry, & Grain Hay Terms](#)

MISSOURI WEEKLY SHEEP/GOAT AUCTION SUMMARY

Receipts: 983 Week Ago: 2,039 Last Year: 1,107

SHEEP: Feeder lambs Small and Medium 1-2 hair 20-30 lbs 270.00-275.00; 30-40 lbs 285.00-297.00; 40-50 lbs 280.00-307.00, thin 230.00-240.00.

Slaughter lambs Choice and Prime 1-3 w/s pkg 115 lbs 187.00. Choice 1-3 w/s pkg 115 lbs 143.00. Choice and Prime 1-2 hair 50-60 lbs 297.00-321.00; 60-70 lbs 288.00-322.00; 70-80 lbs 240.00-272.00; 80-90 lbs 222.00-244.00; 90-100 lbs 194.00-212.00, fancy 252.00. Choice 1-3 hair 50-60 lbs 280.00-293.00; 60-70 lbs 257.00-277.00; pkg 75 lbs 225.00; 80-90 lbs 195.00-205.00; pkg 102 lbs 185.00.

Slaughter ewes Good 2-3 hair 95-170 lbs 89.00-100.00. Utility and Good 1-3 hair pkg 78 lbs 72.00. Bucks 1-2 hair 125-140 lbs 90.00-120.00; pkg 168 lbs 157.00; 225-230 lbs 100.00-105.00.

Replacement ewes Small and Medium 1-2 hair 2-4 yrs 85-105 lbs exp 119.00-125.00.

Families Small and Medium 1-2 2-4 yrs 95-120 lbs exp with <20 lb lambs 175.00-275.00 per family; 4-6 yrs 79 lbs exp with <20 lb lambs 160.00 per family.

GOATS: Feeder kids Selection 1 pkg 30 lbs 292.00. Selection 2 30-40 lbs 227.00-267.00; 40-50 lbs 202.00-255.00. Wether kids Selection 2 pkg 33 lbs 212.00.

Slaughter kids Selection 1 65-70 lbs 277.00-332.00. Selection 2 50-60 lbs 207.00-230.00; 60-70 lbs 200.00-220.00; 70-80 lbs 255.00-262.00.

Slaughter nannies/does Selection 1-2 pkg 55 lbs pygmies 117.00; pkg 67 lbs pygmies 100.00; 70-150 lbs 90.00-115.00.

Slaughter bucks/billies Selection 1-2 pkg 50 lbs pygmies 150.00; 90-100 lbs 126.00-225.00; 125-180 lbs 141.00-180.00.

Wethers Selection 1-2 pkg 68 lbs 185.00; 80-90 lbs 232.00-250.00.

Wether kids Selection 1 pkg 55 lbs 307.00. Selection 2 pkg 58 lbs 200.00; pkg 65 lbs 219.00.

Replacement nannies/does Selection 1-2 1-2 yrs 75 lb exp 147.00; 2-4 yrs 120 lb bred 140.00.

Explanatory Notes: Stage - Represents estimated lambing/kidding period (Open, Exp=exposed, Bred, Fall = Sep-Nov, Win = Dec-Feb, Spr = Mar-May, Sum=Jun-Aug; w/s = woolled and shorn; /hd = per head; /fam=per family
All price CWT unless otherwise noted.

MISSOURI DROUGHT MONITOR

Date	None	D0	D1	D2	D3	D4
02/27/24	14.44	51.80	33.76	0	0	0
02/20/24	36.54	44.56	18.90	0	0	0
02/28/23	95.98	2.89	1.13	0	0	0

Reflects percentage of Missouri impacted by drought. D0 Abnormally Dry; D1 Moderate Drought; D2 Severe Drought; D3 Extreme Drought; D4 Exceptional Drought

NATIONAL DIRECT DELIVERED FEEDER PIG REPORT

03/01/24 Receipts: 133,464 Week ago: 108,516 Year Ago: 95,065
Early weaned pigs 1.00 per head higher. feeder pigs 7.00 per head higher.
Early weaned pigs 10-12 lbs. basis:
Cash 75,519 head 43.00-63.00, weighted average 56.50. Formula 40,995 head 47.25-68.47, weighted average 57.48.
Feeder pigs 40 pounds basis: Cash 16,950 head 72.00-100.00, weighted average 85.45.

NATIONAL DAILY DIRECT PRIOR DAY HOG REPORTS FOR 03/01/24

BARROWS AND GILTS (Carcass Basis): 1,835 head
Base Carcass Price 68.00-76.00, weighted average 75.34

SOWS (Live Basis): 7,352 head
300-500 lbs. 23.00-68.00
Over 500 lbs. 43.00-70.00

MISSOURI WEEKLY DIRECT SLAUGHTER CATTLE REPORT 03/01/24

Weekly Receipts: 1000 Week ago: 200 Year ago: 320
Trading as of Friday morning, flat dressed steady and grid dressed sales steady.

LIVE STEERS & HEIFERS: No sales reported
DRESSED STEERS & HEIFERS: Late last Fri 12 loads Flat 290.00; 5 loads Thu flat 290.00

GRADE AND WEIGHT (Grid): Late last Fri 3 loads 296.00; Thu afternoon 5 loads 296.00.

Click here for the current [National Crop Progress](#)
Click here for the current [Missouri Crop Progress](#)
The current hay directory can be found at: [Hay Directory](#).