

Weekly Market Summary

Published by:
Missouri Department of Agriculture
Ag Business Development Division
Market News Program



Chris Chinn, Director
 Jill Wood, Division Director
 Tony Hancock, Editor
[agmarketnews.mo.gov](http://www.ams.usda.gov/marketnews.htm)
<http://www.ams.usda.gov/marketnews.htm>

Michael L. Parson, Governor

Volume XLIV, Number 10 ♦ P.O. Box 630, Jefferson City, MO 65102 ♦ (573) 751-4211 ♦ Mon, Mar 11, 2024

MISSOURI WEEKLY FEEDER CATTLE WEIGHTED AVERAGE REPORT

Feeder Cattle Receipts: 37,605 Week ago: 29,574 Year ago: 28,530
 Steers and Heifers Medium and Large 1—Weighted average weights and prices

STEERS: Medium and Large 1

281 lbs. 308.62	475 lbs. 346.44	672 lbs. 281.97	869 lbs. 237.75
332 lbs. 366.83	526 lbs. 331.78	721 lbs. 265.20	919 lbs. 223.70
378 lbs. 357.39	575 lbs. 313.11	774 lbs. 253.72	
431 lbs. 349.35	622 lbs. 298.45	827 lbs. 242.26	

HEIFERS: Medium and Large 1

279 lbs. 319.15	478 lbs. 299.35	672 lbs. 251.28	874 lbs. 214.86
333 lbs. 322.93	526 lbs. 286.67	724 lbs. 243.22	925 lbs. 197.25
376 lbs. 319.44	571 lbs. 271.27	765 lbs. 233.24	974 lbs. 208.18
429 lbs. 313.98	623 lbs. 257.88	829 lbs. 219.28	1074 lbs. 170.00

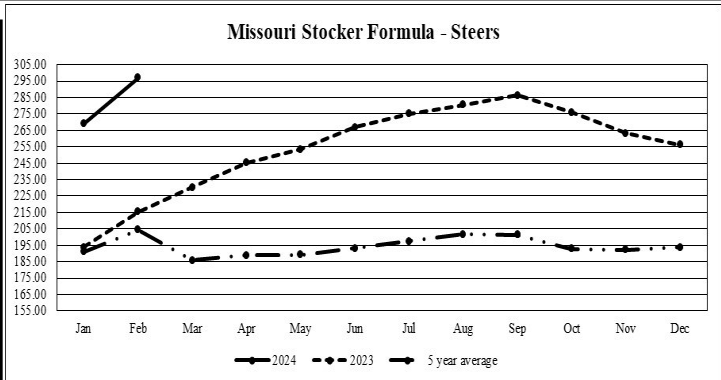
MISSOURI STEER (HEIFER) STOCKER FORMULA 03/11/2023

Monday's Missouri Stocker formula consists of **7,486 (7,386)** head with a weighted average weight of **545.30 (539.70)** lbs. and a price value of **313.37 (274.18)**, 2.29 higher (3.05 higher) than last week. This a rolling seven day calculated weighted value which combines all Feeder Steers reported by MDA/USDA Market News Service weighing from 400-649 lbs. in the Medium and Large 1 and Medium and Large 1-2 frame and muscle classifications, including all comment cattle except Brahman X. Heifer values are in parentheses.

MISSOURI WEEKLY CATTLE AUCTION SUMMARY

Total Receipts: 43,047 Week Ago: 33,883 Year Ago: 33,511

Compared to last week, feeders sold steady to 5.00 higher. The supply of feeders was moderate, and demand was good. Although the steer/heifer ratio was near normal it was noted that many of the largest drafts in the state this week were heifers with many 650-750 lb. load lots coming to the barns. Despite some slight talk of rebuilding and guys looking for cows it seems the record or near record prices are discouraging much retention at this point. Although it wasn't statewide there was a fair amount of the state that got an inch or two of rain which was much needed as the early spring is already consuming moisture and 99.5 percent of the state was shown in the latest drought monitor. Although nothing has been confirmed it is no surprise there has been a lot of mention of several crop farmers getting the itch to get planters in the fields. Although it wouldn't be the earliest planting date that I can recall in my career it is still quite early in the year. A few of this week's stick out sales included 27 head of 474 lb. steers at Kingsville Livestock Auction which sold for 374.00. Callaway Livestock Center sold 39 head of 544 lb. steers for 337.50. A load of 679 lb. steers at Unionville Livestock Market brought 289.00. Lolli Brothers Livestock Market had a handful of partial loads of 700-710 lb. steers that sold from 284.00-286.00. Windsor Livestock Market sold a load of 854 lb. steers for 249.75. One of the higher priced of several loads of 700-750 lb. heifers around the state this week sold at Tina Livestock Market for 254.75. Boxed beef cutouts values continue to inch higher as grilling season gets closer. Choice closed on Friday at 307.04, up 1.76 and select closed at 297.43, up 1.69 compared to last week. Negotiated feedlot sales as of the Friday afternoon report totaled 62K head with sales mostly taking place on Thursday. Live sales were reported at 183.00-186.00 and Dressed sales at 292.00-300.00. Missouri Stocker formula consists of 7,486 head with a weighted average weight of 545.30 lbs. and a price value of 313.37, 2.29 higher than a week ago. The steer/heifer spread is 39.19.

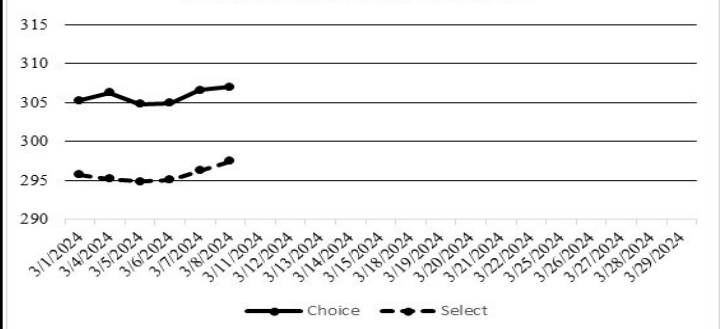


*Graph is updated the first Monday of each month. Axis value ranges may be updated to reflect data points.

NATIONAL BOXED BEEF CUTOFF/BOXED BEEF CUTS

<u>DATE</u>	<u>CHOICE</u>	<u>SELECT</u>	<u>TOTAL LOADS</u>
3/4	306.30	295.17	77
3/5	304.79	294.87	137
3/6	304.91	295.09	108
3/7	306.61	296.26	97
3/8	307.04	297.43	80
5 Day Simple Average	305.93	295.76	

Boxed Beef Cuts March 2024



*Axis value ranges may be updated to reflect data points.

WEEKLY LIVESTOCK SLAUGHTER 03/09/24

	<u>CATTLE</u>	<u>HOGS</u>	<u>SHEEP</u>
Week to Date:	583,000	2,456,000	41,000
Last Week:	599,000	2,549,000	41,000
Last Year:	631,428	2,507,975	36,752

The Weekly Market Summary, as well as historical summaries, are available on our website <https://agmarketnews.mo.gov/summaries>
 Market News Hotline: 1-573-522-9244

SOUTHWEST MISSOURI WEEKLY SUMMARY

(Joplin and Springfield)

Receipts: 12,082 Week ago: 14,260 Year Ago: 11,394
Compared to last week, steers and heifers steady to 8.00 higher, spots up to 15.00 higher. Slaughter cows and bulls 2.00 to 6.00 higher.

FEEDER STEERS:
Medium and Large 1

Table with 2 columns: Weight (300-400 lbs to 900-950 lbs) and Price Range (355.00-405.00 to 216.50-225.00)

FEEDER HEIFERS:
Medium and Large 1

Table with 2 columns: Weight (300-400 lbs to 900-1000 lbs) and Price Range (300.00-350.00 to 185.00-194.50)

FEEDER HOLSTEIN STEERS
Large 3

Scarce Scarce

SLAUGHTER COWS: Breaking and Boning (70-85% lean) 105.00-119.00; high dressing 116.00-131.00; low dressing 102.00-112.00. Lean (85-90%) 90.00-108.00.

SLAUGHTER BULLS: Yield Grade 1-2 1310-2395 lbs. 124.00-143.00; high dressing 139.50-158.00; low dressing 115.00-126.00

BRED COWS: Medium and Large 1 2-8 yrs 1243-1575 lbs 2nd/3rd stage 1800.00-2300.00. Medium and Large 1-2 2-4 yrs 1060-1215 lbs 1st to 3rd stage 2100.00-2300.00; 2-8 yrs 2nd/3rd stage 1300.00-2250.00, 1st stage 1150.00-2100.00; >8 yrs 1130-1260 lbs 2nd/3rd stage 1800.00-1850.00 per head

BRED HEIFERS: Medium and Large 1 2-4 yrs 1193 lbs 2nd/3rd stage 2050.00. Medium and Large 1-2 <2 yrs 925 lbs 2nd/3rd stage 2250.00 per head

COW & CALF PAIRS: Medium and Large 1-2 2-8 yrs 1128-1525 lbs with <150 to 300 lb calves 2075.00-2375.00; >8 yrs 1109 lbs with <150 lb calves 1650.00; >8 yrs 1060-1715 lbs with 150-300 lb calves 2250.00-2400.00 per pair

SOUTH CENTRAL MISSOURI WEEKLY SUMMARY

(West Plains, Phillipsburg)

Receipts: 4,942 Week ago: 4,986 Year Ago: 4,142
Compared to last week, feeders early week steady to 5.00 higher, spots 10.00 higher. Late week feeders unevenly steady from 1.00 lower to 4.00 higher. Slaughter cows steady to 4.00 higher. Slaughter bulls 3.00 to 8.00 higher.

FEEDER STEERS:
Medium and Large 1

Table with 2 columns: Weight (300-400 lbs to 800-850 lbs) and Price Range (343.00-375.00 to 235.00-246.50)

FEEDER HEIFERS:
Medium and Large 1

Table with 2 columns: Weight (300-400 lbs to 700-800 lbs) and Price Range (307.50-312.50 to 223.00-229.25)

FEEDER HOLSTEIN STEERS
Large 3

Scarce Scarce

SLAUGHTER COWS: Breaking and Boning (70-85% lean) 104.00-118.00; high dressing 116.00-130.50; low dressing 90.00-107.50. Lean (85-90%) 91.00-107.50

SLAUGHTER BULLS: Yield Grade 1-2 1250-2860 lbs. 121.00-139.00; high dressing 136.00-154.00; low dressing 109.00-122.00

BRED COWS: Medium and Large 1 2-8 yrs 1086-1275 lbs 2nd/3rd stage 1850.00-2700.00 per head

COW & CALF PAIRS: Scarce

WEST CENTRAL MISSOURI WEEKLY SUMMARY

(Kingsville, Windsor, Butler)

Receipts: 5,356 Week ago: 5,461 Year ago: 4,677
Compared to last week, steers and heifers sold steady to 5.00 higher. Slaughter cows sold steady to 6.00 higher.

FEEDER STEERS:
Medium and Large 1

Table with 2 columns: Weight (400-500 lbs to 800-900 lbs) and Price Range (322.50-374.00 to 225.50-257.00)

FEEDER HEIFERS:
Medium and Large 1

Table with 2 columns: Weight (400-500 lbs to 800-850 lbs) and Price Range (290.00-338.00 to 215.00-220.00)

SLAUGHTER BULLS: Yield Grade 1-2 1075-2110 lbs 114.00-138.00; high dressing 134.50-147.00; low dressing 105.00-115.00

SLAUGHTER COWS: Breaking and Boning (70-85% lean) 105.50-126.00; high dressing 119.00-140.00. Lean (85-90%) 94.00-111.00

BRED COWS: Medium and Large 1-2 5-8 yrs 998-1340 lbs 2nd/3rd stage 116.00-146.00 CWT

COW & CALF PAIRS: Medium and Large 1-2 2-8 yrs 1000-1200 lbs with 150 to >300 lb calves 2200.00-2800.00 per pair

NORTHEAST MISSOURI WEEKLY SUMMARY

(Bowling Green, Kingdom City, Palmyra)

Receipts: 6,214 Week ago: 5,238 Year ago: 4,799
Compared to last week, steers 400-800 lbs firm to 8.00 higher, most advance on 500-600 lbs and 700-750 lbs. Heifers 400-750 lbs mostly 5.00 to 10.00 higher. Slaughter cows 3.00 to 7.00 higher.

FEEDER STEERS:
Medium and Large 1

Table with 2 columns: Weight (400-500 lbs to 800-900 lbs) and Price Range (324.00-354.00 to 236.50-247.00)

FEEDER HEIFERS:
Medium and Large 1

Table with 2 columns: Weight (400-500 lbs to 55 hd 975 lbs) and Price Range (285.00-328.00 to 210.50)

SLAUGHTER BULLS: Yield Grade 1-2 1373-2265 lbs 124.00-141.00; high dressing 134.00-150.50; low dressing 101.00-129.00

SLAUGHTER COWS: Breaking and Boning, (70-85% lean) 100.00-115.00; high dressing 113.00-134.00; low dressing 89.00-106.00. Lean (85-90%) 93.00-105.50

SLAUGHTER STEERS: Choice 2-3 183.00-189.50. Select and Choice 2-3 180.00-181.00. Select 1-2 170.00-172.00.

SLAUGHTER HEIFERS: Choice 2-3 184.50-188.25. Select and Choice 1-3 176.00-178.00

BRED COWS: Medium and Large 1 2-8 yrs 1053-1340 lbs 2nd/3rd stage 2350.00-2675.00, 1st stage 1950.00-2560.00; >5 yrs 1243 lbs 3rd stage 2175.00 per head

COW/CALF PAIRS: Medium and Large 1 2-8 yrs 1000-1250 lbs rebred 1st stage with >300 lb calves 2800.00-3125.00; >5 yrs 1350-1600 lbs rebred 1st stage with >300 lb calves 2800.00-3175.00 per pair

NORTH CENTRAL MISSOURI WEEKLY SUMMARY

(Macon, Unionville, Green City, New Cambria)

Receipts: 6,673 Week ago: 578 Year ago: 2,866
Compared to two weeks ago, steers and heifers mostly steady to 5.00 higher, some spots up to 10.00 higher, however there were a few spots 5.00 lower. Slaughter cows steady to 5.00 higher.

*Some sale barns on a bi-weekly schedule and may not have a sale each week.

FEEDER STEERS:
Medium and Large 1

Table with 2 columns: Weight (400-500 lbs to 61 hd 905 lbs) and Price Range (325.00-394.00 to 236.75)

FEEDER HEIFERS:
Medium and Large 1

Table with 2 columns: Weight (300-400 lbs to 700-800 lbs) and Price Range (318.00-333.00 to 234.50-254.00)

SLAUGHTER BULLS: Yield Grade 1-2 1415-2550 lbs. 123.00-154.00; high dressing 149.50-157.50; low dressing ind 105.00

SLAUGHTER COWS: Breaking and Boning (70-85% lean) 101.00-126.00; high dressing 114.00-132.00. Lean (85-90%) 94.00-112.00

BRED HEIFERS: Scarce

COW/CALF PAIRS: Scarce

SOUTHEAST MISSOURI WEEKLY SUMMARY

(Jackson and Farmington)

Receipts: 2,276 Week ago: 1,122 Year ago: 1,613
 Compared to last week, steers and heifers 3.00 to 11.00 higher. Slaughter cows and bulls 1.00 to 2.00 higher.

FEEDER STEERS:
 Medium and Large 1

300-400 lbs.	299.00-342.00
400-500 lbs.	295.00-332.50
500-600 lbs.	270.00-329.00
600-700 lbs.	255.00-301.00
700-800 lbs.	228.00-257.00
800-900 lbs.	218.00-235.00

FEEDER HEIFERS:
 Medium and Large 1

300-400 lbs.	287.00-320.00
400-500 lbs.	265.00-302.00
500-600 lbs.	258.00-287.00
600-700 lbs.	224.00-267.00
700-800 lbs.	212.00-231.00
800-900 lbs.	202.00-217.00

SLAUGHTER BULLS: Yield Grade 1-2 985-2475 lbs 110.00-111.00, high dressing 115.00-140.00

SLAUGHTER COWS: Breaking and Boning (75-85% lean) 90.00-105.00; high dressing 102.00-121.00; Lean (85-90% lean) 65.00-89.00.

BRED COWS: Medium and Large 2 2-8 yrs 1020-1295 lbs 2nd/3rd stage 1000.00-1750.00; >8 yrs 1065-1627 lbs 3rd stage 950.00-1825.00 per head

COW & CALF PAIRS: Scarce

EAST CENTRAL MISSOURI WEEKLY SUMMARY

(Cuba, Vienna)

Receipts: 3,250 Week ago: 1,218 Year ago: 1,744
 Compared to last week, steers and heifers steady to 5.00 higher with advance over 600 lbs. Slaughter cows 1.00-2.00 higher.

FEEDER STEERS:
 Medium and Large 1

400-500 lbs.	318.00-372.50
500-600 lbs.	293.00-333.00
600-700 lbs.	262.50-311.00
700-800 lbs.	246.00-267.50
800-900 lbs.	235.00-246.00

FEEDER HEIFERS:
 Medium and Large 1

400-500 lbs.	275.00-324.00
500-600 lbs.	258.00-283.75
600-700 lbs.	237.00-262.00
700-800 lbs.	222.00-242.00
Pkg 867 lbs.	210.00

SLAUGHTER BULLS: Yield Grade 1-2 1255-2235 lbs 118.50-139.00; high dressing 143.00-154.00; low dressing 105.00-118.00

SLAUGHTER COWS: Breaking and Boning, (70-85% lean) 105.00-119.50; high dressing 115.50-130.00; low dressing 99.50-108.50. Lean (85-90%) 99.50-111.50

BRED COWS: Medium and Large 1-2 5-8 yrs 1015-1335 lbs 1st to 3rd stage 1550.00-2025.00 per head

COW & CALF PAIRS: Medium and Large 1-2 >8 yrs broken mouth 1320 lbs with <150 lb calves 1900.00 per pair

NORTHWEST MISSOURI WEEKLY SUMMARY

(Tina)

Receipts: 2,254 Last Week: 2,771 Year Ago: 2,276
 Compared to last week, steers and heifers 5.00 to 10.00 higher, spots 15.00 higher. Slaughter cows and bulls 3.00 to 5.00 higher.

FEEDER STEERS:
 Medium and Large 1

300-400 lbs.	337.50-399.50
400-500 lbs.	330.00-349.00
500-600 lbs.	312.00-341.25
600-650 lbs.	291.50-317.00
700-800 lbs.	259.50-269.50

FEEDER HEIFERS:
 Medium and Large 1

300-400 lbs.	345.00-370.00
400-500 lbs.	304.00-345.00
550-600 lbs.	274.00-309.00
600-700 lbs.	251.50-270.00
700-750 lbs.	235.00-254.75

SLAUGHTER BULLS: Yield Grade 1-2 1130-1895 lbs 110.00-12800; high dressing couple 138.00-143.50

SLAUGHTER COWS: Breaking and Boning, (70-85% lean) 93.00-119.00; high dressing 119.00-132.00. Lean (85-90%) 87.00-111.50

BRED COWS: Scarce

COW/CALF PAIRS: Scarce

AFTERNOON NATIONAL SLAUGHTER CATTLE REVIEW

Thus far for Friday in all trading regions negotiated cash trade has been slow on light demand. Compared to last week in the Southern Plains live FOB purchases traded 2.00 higher at 185.00, on a light test. The most recent market in Nebraska was Thursday with live FOB purchases traded from 185.00-186.00, mostly at 185.00, with dressed delivered purchases traded from 292.00-300.00. The most recent market in the Western Cornbelt was Thursday with live FOB purchases from 185.00 - 186.00, dressed delivered purchases traded at 292.00.

Negotiated Cash Sales:					
Confirmed:	11,211	Week Ago:	4,786	Year Ago:	3,320
Week to date:	61,812	Week Ago:	69,207	Year Ago:	63,279

Live Basis	Steers	Heifers
Over 80% Choice	185.00-187.00, avg 185.58	185.00-187.00, avg 185.70
65-80% Choice	184.00-185.00, avg 184.91	184.00-185.00, avg 184.62
35-65% Choice	185.00	184.00-185.00, avg 184.63
0-35% Choice	-	-
Total All Grades	184.00-187.00, avg 185.12	184.00-187.00, avg 185.10
Dressed Basis		
Over 80% Choice	290.00-292.00, avg 291.40	-
65-80% Choice	292.00	-
35-65% Choice	-	-
0-35% Choice	-	-
Total All Grades	290.00-292.00, avg 291.81	-

All Beef Type Steers/Heifers	Head	Avg Wt	Price Range	Wtd Avg
Live FOB	10,329	1370.8	182.00-187.00	185.21
Live Del	393	1523.0	187.00-188.00	187.83
Dressed Del	489	918.9	290.00-296.00	292.93
Dressed FOB	-	-	-	-

WEEKLY COMMODITY FUTURES TRENDS

Compared to last week, Live Cattle 0.25 to 0.85 lower, except Dec 0.25 higher, Lean Hogs nearby 0.23 to 3.70 lower, Jul and Aug 0.28 to 0.70 higher, Feeder Cattle 1.10 to 3.90 lower.

Daily Futures Closes

	Mon.	Tues.	Wed.	Thu.	Fri.
Cattle					
Apr	186.67	188.00	187.25	188.72	187.60
Jun	182.57	183.52	183.27	184.60	183.42
Aug	181.92	182.77	182.40	183.50	182.25
Oct	185.15	186.02	185.62	186.75	185.55
Dec	188.82	189.50	189.27	190.40	189.50
Lean Hogs					
Apr	86.27	85.17	85.00	84.52	84.37
May	91.97	91.57	90.77	91.22	91.35
Jun	102.12	101.60	100.50	101.15	101.82
Jul	103.30	103.17	102.40	103.00	103.70
Aug	102.07	102.02	101.45	102.00	102.35
Fdr Cat					
Mar	251.55	252.30	251.02	251.02	249.20
Apr	255.75	257.17	255.87	256.30	254.10
May	257.77	258.70	257.77	258.45	256.75
Aug	268.10	269.60	268.67	269.42	268.35
Sep	269.07	270.30	269.60	270.45	269.32
Milk					
Mar	16.70	16.52	16.53	16.59	16.57
Apr	16.58	16.25	16.00	15.91	16.08
May	17.05	16.86	16.51	16.38	16.48

WEEKLY COMMODITY GRAIN FUTURES TRENDS

Compared to last week, Soybeans 0.27 to 0.34 higher, Wheat 0.02 to 0.34 lower, Corn 0.13 to 0.15 higher, KC Wheat 0.16 to 0.28 higher, Soybean Meal 7.30 to 10.40 higher.

Daily Grain Futures Closes

	Mon.	Tues.	Wed.	Thu.	Fri.
Soybeans					
Mar	1147	1140 3/4	1140 1/4	1157	1170 1/2
May	1155	1149	1148 1/4	1166 1/4	1184
Jul	1165 1/4	1159	1158 3/4	1176	1195 1/2
Aug	1162 1/2	1156 1/4	1154 1/4	1169 3/4	1189
Sep	1151 1/2	1147 3/4	1144 3/4	1158	1177
Wheat					
Mar	563 1/2	545 3/4	521 1/4	520 3/4	526 3/4
May	564	551	531	528 1/2	537 3/4
Jul	567 1/4	555 3/4	542 1/2	540	550 1/4
Sep	575 1/4	564 1/2	554	553 3/4	564 1/2
Dec	590 1/4	579 3/4	570 1/4	571 3/4	582 3/4
Corn					
Mar	417 1/2	413 1/2	418	426	426 1/4
May	430	426 1/4	428 3/4	438	439 3/4
Jul	441 1/4	437 1/2	440	449 1/2	451 3/4
Sep	450 1/4	446 1/4	448	456 1/2	459 1/4
Dec	463	459 1/4	461	469	472
KC Wheat					
Mar	602 1/2	591 1/2	576 1/4	594 3/4	608 1/2
May	580 1/4	569 1/4	556 1/4	574 3/4	588 3/4
Jul	567	557 3/4	546 1/4	561	574 1/4
Sep	575	565 3/4	554 3/4	567 3/4	581 1/4
Dec	591 3/4	583	572 1/2	584 1/4	598
SB Meal					
Mar	335.20	331.20	334.90	339.90	341.30
May	333.50	329.90	330.40	334.40	341.40
Jul	335.60	333.10	333.40	336.90	344.50
Aug	336.60	334.20	334.10	337.10	344.90
Sep	337.50	335.00	334.60	337.30	345.40

MISSOURI GRAIN WEEKLY TRENDS

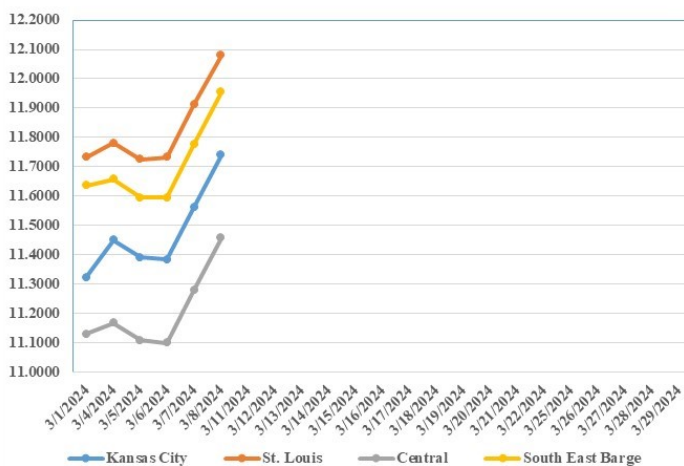
Compared to last week, Soybeans 0.33 to 0.43 higher, Wheat 0.20 to 0.57 lower, Corn 0.18 to 0.25 higher, Sorghum 0.15 to 0.45 higher.

Area	#1 Soybeans	#2 Soft Wheat	#2 Corn	#2 Grain Sorghum
Kansas City				
Friday**	11.16-11.56	5.43	4.05-4.27	4.47
Monday	11.30-11.60	5.49	4.15-4.30	4.50
Tuesday	11.24-11.54	5.36	4.11-4.29	4.46
Wednesday	11.23-11.53	5.16	4.14-4.39	4.49
Thursday	11.41-11.71	5.14	4.23-4.48	4.58
Friday	11.59-11.89	5.23	4.25-4.50	4.60
St. Louis				
Friday**	11.72-11.74	5.68-6.00	4.38	4.75
Monday	11.77-11.79	5.74-6.06	4.42-4.44	5.10
Tuesday	11.72-11.73	5.61-5.91	4.40	5.06
Wednesday	11.73	5.37-5.56	4.43-4.45	5.09
Thursday	11.91	5.39-5.55	4.53-4.54	5.18
Friday	12.07-12.09	5.40-5.48	4.56	5.20
Central				
Friday**	11.06-11.16	5.43-5.45	3.95-4.05	---
Monday	11.10-11.20	5.49-5.49	4.00-4.10	---
Tuesday	11.04-11.14	5.31-5.36	3.96-4.06	---
Wednesday	11.03-11.13	5.06-5.16	3.99-4.09	---
Thursday	11.21-11.31	4.99-5.14	4.08-4.18	---
Friday	11.39-11.49	5.08-5.23	4.10-4.20	---
S.E. MO				
Friday**	11.63-11.64	---	4.24-4.30	---
Monday	11.59-11.70	---	4.23-4.35	---
Tuesday	11.52-11.64	---	4.20-4.31	---
Wednesday	11.51-11.63	---	4.23-4.34	---
Thursday	11.70-11.81	---	4.31-4.43	---
Friday	11.88-11.99	---	4.34-4.47	---

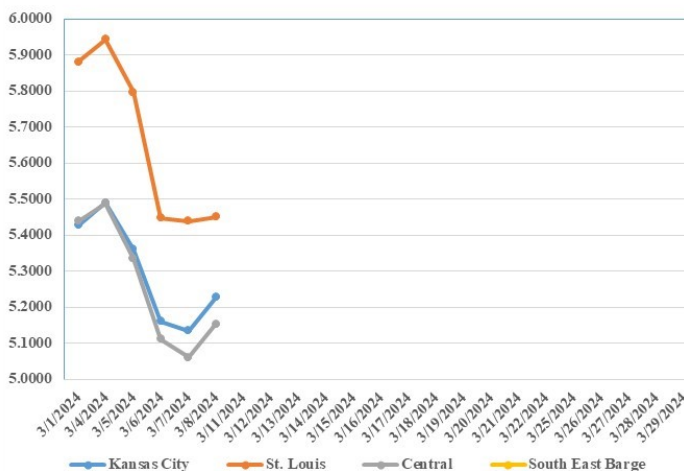
(PRICES PER BUSHEL) *NEW CROP **PREVIOUS WEEK'S PRICES
*Bids calculated using Kansas City, St. Louis, and St. Joseph bids

MONTHLY GRAIN CROP

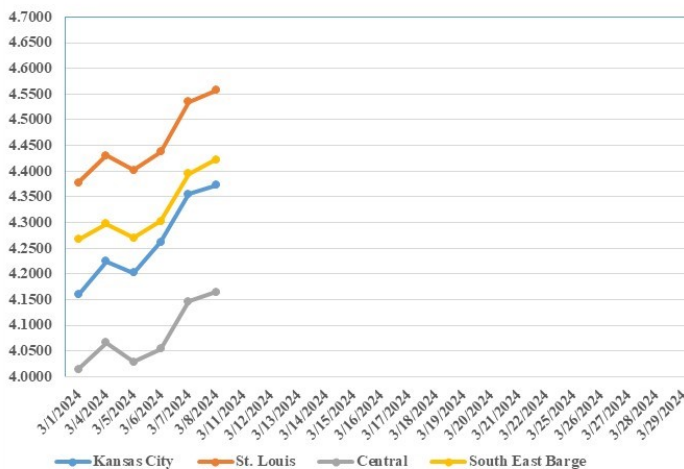
March 2023 Soybean Bids



March 2023 Wheat Bids



March 2023 Corn Bids



*Axis value ranges may be updated to reflect data points.

WHOLESALE FEEDSTUFFS PRICES (DOLLARS PER TON-BULK BASIS)

Area	Soybean Hulls Pellets	Soybean Meal 46.5-48%	Corn Gluten Pellets 21%	Wheat Middlings
Kansas City	120.00	357.90	180.00	91.67
St. Louis	n/a	n/a	187.50	80.00

WORLD AGRICULTURAL SUPPLY AND DEMAND EST

COARSE GRAINS: This month's 2023/24 U.S. corn outlook is unchanged relative to last month. The season-average corn price received by producers is lowered to \$4.75 per bushel based on observed prices to date.

Global coarse grain production for 2023/24 is forecast 2.7 million tons lower to 1,507.4 million. This month's foreign coarse grain outlook is for reduced production, larger trade, and smaller ending stocks relative to last month. Foreign corn production is forecast lower with declines for South Africa, Ukraine, Mexico, Venezuela, and Russia that are partly offset by increases for Argentina and Syria. South Africa is down reflecting lower yield prospects. Mexico is cut based on expectations of lower winter corn area. Ukraine and Russia are reduced based on reported harvest results to date. Argentina is raised based on higher expected area. Foreign barley production is down, with reductions for Iraq and Syria that are partly offset by an increase for Australia.

OILSEEDS: The outlook for U.S. soybean supply and use for 2023/24 is unchanged this month. While soybean crush is unchanged, the soybean meal extraction rate is increased slightly, and higher soybean meal exports are mostly offset by lower domestic use. The U.S. season-average soybean price and the soybean meal price forecasts are unchanged for 2023/24. The soybean oil price is reduced 2 cents to 49 cents per pound.

Global 2023/24 oilseed production is reduced 0.7 million tons to 658.7 million, on lower soybean and sunflowerseed production partly offset by higher rapeseed. Sunflowerseed production is reduced on lower output for South Africa. Rapeseed production is increased on higher output for India, Russia, and Ukraine.

Global soybean production is reduced 1.4 million tons on lower production for Brazil and South Africa. Global 2023/24 soybean supply and demand forecasts include lower beginning stocks, lower production, lower crush, higher exports, and lower ending stocks compared to last month. Beginning stocks are lowered 1.4 million tons mainly on historical crush and import revisions for China. Soybean crush for China is raised for 2020/21 to 2022/23 based on a review of in-country estimates and supplies. Soybean imports for China for 2022/23 are also raised to reflect shipping data by major exporters.

WHEAT: The outlook for 2023/24 U.S. wheat this month is for unchanged supplies and domestic use, lower exports, and higher ending stocks. Exports are reduced 15 million bushels to 710 million with reductions for Soft Red Winter and Hard Red Winter. Ending stocks are raised by an equivalent amount to 673 million bushels and are 18 percent higher than last year. The season-average farm price is reduced \$0.05 per bushel to \$7.15.

The global wheat outlook for 2023/24 is for larger supplies, consumption, and trade with reduced stocks. Supplies are projected to increase 0.8 million tons to 1,057.8 million, primarily on higher government production estimates for Australia, Russia, and Argentina partially offset by reductions for the EU and Serbia. Global consumption is raised 1.5 million tons to 799.0 million, mainly on higher feed and residual use for the EU, Kazakhstan, and Indonesia. World trade is raised 1.4 million tons to 212.1 million on higher exports by Ukraine, Australia, and Turkey. Projected 2023/24 global ending stocks are lowered 0.6 million tons to 258.8 million, the lowest since 2015/16.

MISSOURI WEEKLY HAY SUMMARY 03/07/24

Much needed rain is falling for several around the state as of the writing of this report. The latest drought monitor is showing 99.5% of the state in abnormally to moderately dry so some moisture would be very welcome as grass is growing and spring seems to be here. Several farmers got fertilizer spread over the last week or two so the rain should give them the full benefit of that. The supply of hay is light to moderate, demand is moderate, prices are unevenly steady. The Missouri Department of Agriculture has a hay directory at <https://apps.mda.mo.gov/haydirectory> or visit the University of Missouri Extension feed stuff finder at <https://feedstufffinder.org>

Alfalfa - Supreme 250.00-350.00, small square 10.00-15.00 per bale

Alfalfa - Premium 200.00-275.00

Alfalfa - Good 150.00-200.00, small square 5.00-10.00 per bale

Alfalfa - Fair 125.00-150.00

Mixed grass - Good/Premium 150.00-225.00

Mixed grass-Fair/Good 100.00-175.00, small square 5.00-11.00 per bale

Mixed grass - Fair 50.00-75.00 per large round bale

Wheat straw - 4.00-7.00 per small square bale

MISSOURI WEEKLY SHEEP/GOAT AUCTION SUMMARY

Receipts: 993 Week Ago: 983 Last Year: 1,107

SHEEP: Feeder lambs Small and Medium 1-2 hair pkg 29 lbs 225.00, replacements 340.00; 30-50 lbs 250.00-310.00.

Slaughter lambs Choice and Prime 1-3 w/s 60-85 lbs 270.00-310.00; pkg 125 lbs 140.00; pkg 160 lbs 180.00. Choice 1-3 w/s pkg 92 lbs 150.00. Choice and Prime 1-3 hair 50-70 lbs 277.50-307.50; 70-85 lbs 250.00-290.00; 90-100 lbs 185.00-202.50; pkg 100 lbs 220.00. Choice 1-3 hair 50-60 lbs 250.00-272.50; pkg 75 lbs 230.00; pkg 95 lbs 187.50.

Slaughter ewes Good 2-3 pkg 110 lbs 115.00. Utility and Good 1-3 100-200 lbs 75.00-115.00. Good 2-3 hair 110-140 lbs 120.00-145.00. Utility and Good 1-3 75-165 lbs 90.00-120.00. Cull and Utility 1-2 hair 75-115 lbs 60.00-82.50.

Slaughter bucks 1-2 pkg 235 lbs 135.00; pkg 250 lbs 120.00. Bucks 1-2 hair pkg 160 lbs 130.00.

Replacement Ewes Medium and Large 1-2 4-6 yrs 198 lbs spr 125.00. Small and Medium 1-2 hair 4-6 yrs 128 lbs exp 135.00.

Families Small and Medium 1-2 1-2 yrs 117-122 lbs exp with <20 lb lambs 270.00-300.00/fam; 2-4 yrs 110-130 lbs exp with <20 lb lambs 150.00-375.00/ fam.

GOATS: Feeder kids Selection 1 30-40 lbs 290.00-310.00; 40-50 lbs 315.00-320.00. Selection 2 20-30 lbs 215.00-250.00; 30-45 lbs 205.00-280.00. Selection 3 pkg 25 lbs pygmies 160.00; 38 lbs 120.00-170.00; 40-50 lbs 165.00-170.00.

Slaughter kids Selection 1 50-60 lbs 317.50-335.00; 60-70 lbs 295.00-325.00; pkg 92 lbs 310.00. Selection 2 60-70 lbs 260.00-265.00. Selection 3 pkg 70 lbs 195.00.

Slaughter nannies/does Selection 1-2 70-90 lbs 130.00-145.00; 95-115 lbs 82.50-110.00.

Slaughter bucks/billies Selection 1-2 pkg 58 lbs pygmies 160.00; pkg 87 lbs 205.00; pkg 80 lbs pygmies 125.00; pkg 100 lbs 215.00; pkg 165 lbs 150.00.

Wethers Selection 1-2 pkg 79 lbs 235.00; pkg 85 lbs 170.00; pkg 150 lbs 200.00.

Wether kids Selection 2 pkg 53 lbs 215.00.

Replacement nannies/does Selection 1 <2 yrs 45 lbs open 365.00. Selectoin 1-2 1-2 yrs 60-80 lbs exp 145.00-175.00; 2-4 yrs 158 lbs exp 145.00.

Families Selection 1-2 1-2 yrs 81 lbs exp with <20 lb kids 315.00/ fam; 2-4 yrs 80-90 lbs exp with <20 lb kids 150.00-285.00/fam.

Explanatory Notes: Stage - Represents estimated lambing/kidding period (Open, Exp=exposed, Bred, Fall = Sep-Nov, Win = Dec-Feb, Spr = Mar-May, Sum=Jun-Aug; w/s = woolled and shorn; /hd = per head; /fam=per family
All price CWT unless otherwise noted.

MISSOURI DROUGHT MONITOR

Date	None	D0	D1	D2	D3	D4
03/05/24	0.51	53.86	40.10	5.53	0	0
02/27/24	14.44	51.80	33.76	0	0	0
03/07/23	96.92	2.80	0.22	0	0	0

Reflects percentage of Missouri impacted by drought. D0 Abnormally Dry; D1 Moderate Drought; D2 Severe Drought; D3 Extreme Drought; D4 Exceptional Drought

NATIONAL DIRECT DELIVERED FEEDER PIG REPORT

03/08/24 Receipts: 106,206 Week ago: 133,464 Year Ago: 60,094

Early weaned pigs steady. Feeder pigs 7.00 higher.

Cash 45,849 head 45.00-64.00, weighted average 57.16. Formula 43,047 head 46.20-66.73, weighted average 55.17.

Feeder pigs 40 pounds basis: Cash 17,310 head 70.00-103.00, weighted average 92.74

NATIONAL DAILY DIRECT PRIOR DAY HOG REPORTS FOR 03/08/24

BARROWS AND GILTS (Carcass Basis): 580 head
Base Carcass Price 71.00-78.00, weighted average 75.16

SOWS (Live Basis): 8,401 head
300-500 lbs. 25.00-71.50
Over 500 lbs. 51.70-73.33

MISSOURI WEEKLY DIRECT SLAUGHTER CATTLE REPORT 03/08/24

Weekly Receipts: 440 Week ago: 1000 Year ago: 320

Trading as of Friday morning, flat dressed 2.00 higher and grid dressed sales 3.00 higher.

LIVE STEERS & HEIFERS: No sales reported
DRESSED STEERS & HEIFERS: 8 loads Thu 292.00 flat

GRADE AND WEIGHT (Grid): Thu afternoon 3 loads 300.00

Please Note: The above volumes (tonnage, acres, and bales) listed are for confirmed trades only, it does not include estimated volume (tonnage) for bids or offers to the trade. List your hay for sale at: [Hay Listing Online Form](#). Explanation of Hay Quality Guidelines: [Hay Quality Designation Guidelines](#). Glossary of Terms: [Livestock, Poultry, & Grain Hay Terms](#)

Click here for the current [National Crop Progress](#)

Click here for the current [Missouri Crop Progress](#)

The current hay directory can be found at: [Hay Directory](#).