

Weekly Market Summary

Published by:
Missouri Department of Agriculture
Ag Business Development Division
Market News Program



Chris Chinn, Director
 Jill Wood, Division Director
 Tony Hancock, Editor
<http://www.ams.usda.gov/marketnews.htm>
<http://www.ams.usda.gov/marketnews.htm>

Michael L. Parson, Governor

Volume XLIV, Number 13 ♦ P.O. Box 630, Jefferson City, MO 65102 ♦ (573) 751-4211 ♦ Mon, Apr 1, 2024

MISSOURI WEEKLY FEEDER CATTLE WEIGHTED AVERAGE REPORT

Feeder Cattle Receipts: 22,553 Week ago: 32,351 Year ago: 23,907
 Steers and Heifers Medium and Large 1—Weighted average weights and prices

STEERS: Medium and Large 1

290 lbs. 385.69	473 lbs. 338.97	674 lbs. 283.00	866 lbs. 236.25
328 lbs. 366.62	528 lbs. 321.52	728 lbs. 268.73	922 lbs. 226.75
375 lbs. 364.95	571 lbs. 312.70	778 lbs. 255.51	973 lbs. 215.75
419 lbs. 358.21	621 lbs. 295.48	821 lbs. 242.53	1030 lbs. 218.00

HEIFERS: Medium and Large 1

325 lbs. 325.35	523 lbs. 284.33	724 lbs. 242.10	204 lbs. 208.61
379 lbs. 320.39	571 lbs. 273.91	779 lbs. 229.28	
426 lbs. 309.22	628 lbs. 253.81	809 lbs. 224.64	
471 lbs. 296.63	671 lbs. 250.85	862 lbs. 205.75	

MISSOURI STEER (HEIFER) STOCKER FORMULA 04/01/2023

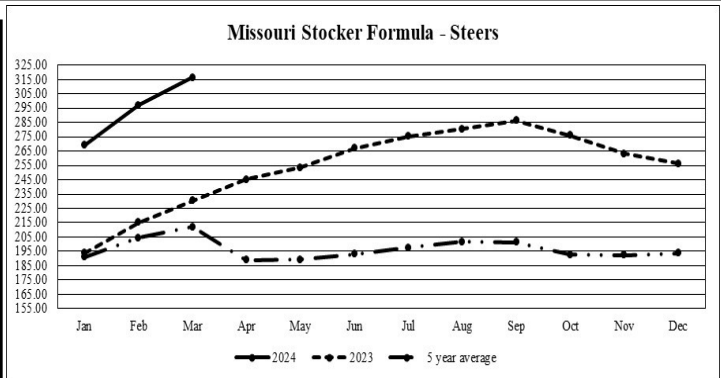
Monday's Missouri Stocker formula consists of **4,254 (4,069)** head with a weighted average weight of **522.00 (521.48)** lbs. and a price value of **317.83 (275.50)**, 4.12 lower (5.77 lower) than last week.

This a rolling seven day calculated weighted value which combines all Feeder Steers reported by MDA/USDA Market News Service weighing from 400-649 lbs. in the Medium and Large 1 and Medium and Large 1-2 frame and muscle classifications, including all comment cattle except Brahman X. Heifer values are in parentheses.

MISSOURI WEEKLY CATTLE AUCTION SUMMARY

Total Receipts: 26,323 Week Ago: 39,026 Year Ago: 28,244

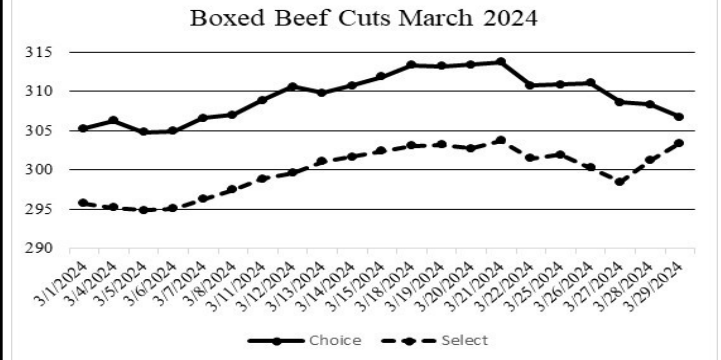
Compared to last week, feeders sold 3.00 to 7.00 lower. The supply of feeders was light to moderate, and demand was moderate to good. Several reporters noted more new crop calves this week which were a little softer and not all weaned. These calves are not near as desirable for turn out as those that have more days weaned and carrying less flesh which had been making up most of the offering in previous weeks. Most of the big orders for spring grazers have been filled at this point but still some smaller guys that wait as prices do typically take a dip as the new crop starts to show. These calves do come with a bit more risk and don't see quite as quick gains. Another thing that comes into play is not everyone has places to hold them so some have to wait till grass is here or very close before they can buy. Although feeders were lower this week the cull market continues to keep steadily climbing. Top bull in the state this week sold for 186.00; weighting in at 2200 lbs. that amount of cull value was quite impressive. For the most part prices with a 4 were gone this week. A load of 453 lb. steers at Joplin Regional Stockyards sold for 370.00. Callaway Livestock Center had a few impressive sales this week. A part load of 507 lbs. steers sold for 350.00; and another part load of 624 lb. steers sold for 331.00. Lolli Brothers Livestock Market had a package of 729 lbs. steers which sold for 277.00. A full load of 860 lbs. steers at Joplin Regional Stockyards sold for 239.00. Kingsville Livestock Auction sold 165 head of 701 lb. heifers at 252.00 which was about 2.00 back from the over 200 head string they sold last week. Boxed beef cutouts values were mixed for the week. Choice closed on Friday at 306.72, down 4.00 and select closed at 303.43, up 1.96 compared to last week. Negotiated feedlot sales as of the Friday afternoon report totaled only 60K head prices levels were mostly lower this week. Live sales were reported at 186.00-190.00 and Dressed sales at 299.00-302.00. Missouri Stocker formula consists of 4,254 head with a weighted average weight of 522.00 lbs. and a price value of 317.83, 4.12 lower than a week ago. The steer/heifer spread is 42.33.



*Graph is updated the first Monday of each month. Axis value ranges may be updated to reflect data points.

NATIONAL BOXED BEEF CUTOUT/BOXED BEEF CUTS

DATE	CHOICE	SELECT	TOTAL LOADS
3/25	310.89	301.96	108
3/26	311.09	300.26	122
3/27	308.58	298.43	166
3/28	308.36	301.17	149
3/29	306.72	303.43	114
5 Day Simple Average	309.13	301.05	



*Axis value ranges may be updated to reflect data points.

WEEKLY LIVESTOCK SLAUGHTER 03/30/24

	CATTLE	HOGS	SHEEP
Week to Date:	586,000	2,404,000	32,000
Last Week:	598,000	2,532,000	40,000
Last Year:	644,766	2,484,481	41,173

The Weekly Market Summary, as well as historical summaries, are available on our website <https://agmarketnews.mo.gov/summaries>
 Market News Hotline: 1-573-522-9244

SOUTHWEST MISSOURI WEEKLY SUMMARY

(Joplin and Springfield)

Receipts: 8,962 Week ago: 12,993 Year Ago: 9,709
Compared to last week, steers and heifers uneven from 8.00 lower to 8.00 higher. Slaughter cows steady to 5.00 higher, spots 9.00 higher. Slaughter bulls 2.00 to 10.00 higher, spots 13.00 higher.

FEEDER STEERS:
Medium and Large 1

350-400 lbs. 370.00-400.00
400-500 lbs. 335.00-385.00
500-600 lbs. 293.00-340.00
600-700 lbs. 271.00-311.00
700-800 lbs. 254.00-279.00
800-900 lbs. 235.50-246.00
900-1000 lbs. 214.00-235.75
17 hd 1030 lbs. 218.00

FEEDER HEIFERS:
Medium and Large 1

300-400 lbs. 300.00-360.00
400-500 lbs. 280.00-330.00
500-600 lbs. 258.00-312.50
600-700 lbs. 232.00-265.00
700-800 lbs. 224.00-235.75
800-850 lbs. 220.00-225.00
900-950 lbs. 203.00-215.25

FEEDER HOLSTEIN STEERS
Large 3

300-400 lbs. 237.50-250.00
400-500 lbs. 230.00-260.00
500-600 lbs. 212.00-257.50
600-700 lbs. 200.00-216.00
700-800 lbs. 190.00-209.00

SLAUGHTER COWS: Breaking and Boning (70-85% lean) 121.00-139.00, high dressing 131.00-149.00; low dressing 118.00-129.00. Lean (85-90%) 105.00-128.00.

SLAUGHTER BULLS: Yield Grade 1-2 1260-2460 lbs. 144.00-169.00; high dressing 160.00-186.00; low dressing 127.50-143.00

BRED COWS: Medium and Large 1-2 2-8 yrs 910-1378 lbs 2nd/3rd stage 1500.00-2200.00, 1st stage 1325.00-1775.00; >8 yrs 995-1240 lbs 2nd/3rd stage 1600.00-1790.00 per head

COW & CALF PAIRS: Medium and Large 1-2 2-8 yrs 1020-1175 lbs with 150-300 lb calves 2075.00-3500.00; >8 yrs 1065-1090 lbs with 150-300 lb calves 2050.00-3000.00 per pair

BRED HEIFERS: Medium and Large 1-2 <2 yrs 811 lbs 1st stage 1500.00; 2-4 yrs 790-1280 lbs 2nd/3rd stage 1375.00-1875.00, 1st stage 1350.00-1750.00 per head

SOUTH CENTRAL MISSOURI WEEKLY SUMMARY

(West Plains, Phillipsburg)

Receipts: 2,995 Week ago: 3,745 Year Ago: 4,557
Compared to last week, steers and heifers 3.00 to 6.00 lower, spots 8.00 to 12.00 lower. Slaughter cows early week 3.00 to 5.00 higher, and slaughter bulls 4.00 to 7.00 higher, late week slaughter cows and bulls 2.00 to 4.00 lower.

FEEDER STEERS:
Medium and Large 1

300-400 lbs. 360.00-400.00
400-500 lbs. 326.00-375.00
500-600 lbs. 295.00-321.00
600-650 lbs. 277.00-302.50
750-800 lbs. 236.00-240.00
Pkg 808 lbs. 240.00

FEEDER HEIFERS:
Medium and Large 1

350-400 lbs. 320.00-322.50
400-500 lbs. 287.50-322.50
500-600 lbs. 260.00-289.00
600-700 lbs. 237.00-254.00
50 hd 745 lbs. 234.00

FEEDER HOLSTEIN STEERS
Large 3

Scarce Scarce

SLAUGHTER COWS: Breaking and Boning (70-85% lean) 116.00-134.50, high dressing 129.00-141.00; low dressing 91.00-118.00. Lean (85-90%) 107.00-122.00

SLAUGHTER BULLS: Yield Grade 1-2 1150-2475 lbs. 136.00-150.00; high dressing 153.00-180.00; low dressing 124.00-133.00

BRED COWS: Medium and Large 1 2-8 yrs 1315-1505 lbs 2nd/3rd stage 1850.00-2075.00 per head. Medium and Large 1-2 2-8 yrs 1125-1345 lbs 2nd/3rd stage 1600.00-2000.00 per head

COW & CALF PAIRS: Medium and Large 1-2 2-8 yrs 1250-1365 lbs with 150-300 lb calves 2400.00-2450.00; 2-8 yrs 1250-1275 lbs rebred 1st stage with 150 to >300 lb calves 2900.00-3100.00 per pair

BRED HEIFERS: Medium and Large 1-2 <2 yrs 980-1000 lbs 1st to 3rd stage 1550.00-1700.00 per head

WEST CENTRAL MISSOURI WEEKLY SUMMARY

(Kingsville, Windsor, Butler)

Receipts: 5,040 Week ago: 5,634 Year ago: 4,878
Compared to last week, steer and heifer calves sold 5.00-15.00 lower and yearlings sold 3.00-8.00 lower. Slaughter cows and bulls steady to 6.00 higher.

FEEDER STEERS:
Medium and Large 1

400-500 lbs. 317.00-375.00
500-600 lbs. 288.00-346.00
600-700 lbs. 269.00-310.50
700-800 lbs. 246.00-279.00
800-900 lbs. 231.75-248.00
Pkg 980 lbs. 205.00

FEEDER HEIFERS:
Medium and Large 1

300-400 lbs. 302.50-339.00
400-500 lbs. 277.00-323.00
500-600 lbs. 258.00-294.00
600-700 lbs. 245.00-265.50
700-800 lbs. 240.00-252.00

SLAUGHTER BULLS: Yield Grade 1-2 1045-2665 lbs 133.00-159.00; high dressing 154.00-173.00; low dressing 120.00-128.00.

SLAUGHTER COWS: Breaking and Boning (70-85% lean) 118.50-145.00, high dressing 137.00-153.00. Lean (85-90%) 105.00-123.00.

BRED COWS: Medium and Large 1-2 5-8 yrs 1097-1465 lbs 2nd/3rd stage 1725.00-2050.00 per head

COW & CALF PAIRS: Medium and Large 1 5-8 yrs 1225-1500 lbs with 150-300 lb calves 2500.00 -2700.00 per pair

NORTHEAST MISSOURI WEEKLY SUMMARY

(Bowling Green, Kingdom City, Palmyra)

Receipts: 4,703 Week ago: 5,476 Year ago: 2,478
Compared to last week, feeders under 700 lbs steady, 700-800 lbs higher undertone. Slaughter cows firm to 5.00 higher.

FEEDER STEERS:
Medium and Large 1

400-500 lbs. 327.00-367.50
500-600 lbs. 312.00-350.00
600-700 lbs. 271.50-313.50
700-800 lbs. 255.00-274.75
800-900 lbs. 226.00-255.00
16 hd 939 lbs. 224.50

FEEDER HEIFERS:
Medium and Large 1

400-500 lbs. 289.00-330.00
500-600 lbs. 275.00-298.00
600-700 lbs. 254.00-264.50
700-800 lbs. 236.50-249.50

SLAUGHTER BULLS: Yield Grade 1-2 1350-2535 lbs 130.00-162.00; high dressing 160.00-184.00; low dressing 116.00-137.00.

SLAUGHTER COWS: Breaking and Boning, (70-85% lean) 113.00-130.00; high dressing 125.00-152.00; low dressing 102.00-114.00. Lean (85-90%) 97.00-116.50.

SLAUGHTER STEERS: Choice 2-3 186.00-190.50. Select 1-2 179.50.

SLAUGHTER HEIFERS: Choice 2-3 182.00-189.00. Select and Choice 1-3 182.00.

BRED COWS: Scarce

COW/CALF PAIRS: Scarce

NORTH CENTRAL MISSOURI WEEKLY SUMMARY

(Macon, Unionville, Green City, New Cambria)

Receipts: 1,739 Week ago: 2,932 Year ago: 2,861
Compared to two weeks ago, feeders steady to firm, spots 5.00 higher except some yearling heifers steady to 3.00 lower. Slaughter cows firm to 5.00 higher.

*Some sale barns on a bi-weekly schedule and may not have a sale each week.

FEEDER STEERS:
Medium and Large 1

400-500 lbs. 338.00-367.50
500-600 lbs. 305.00-349.00
600-700 lbs. 286.00-305.25
700-750 lbs. 268.00-282.00
800-900 lbs. 229.50-253.50

FEEDER HEIFERS:
Medium and Large 1

400-500 lbs. 299.00-329.00
500-550 lbs. 279.00-299.00
650-700 lbs. 253.50-259.00
700-800 lbs. 236.25-245.00
28 hd 862 lbs. 205.75

SLAUGHTER BULLS: Yield Grade 1-2 1525-2035 lbs 133.00-147.00.

SLAUGHTER COWS: Breaking and Boning (70-85% lean) 115.00-129.00, high dressing 130.00-144.00. Lean (85-90%) 96.00-109.00.

BRED HEIFERS: Scarce

COW/CALF PAIRS: Scarce

SOUTHEAST MISSOURI WEEKLY SUMMARY

(Jackson and Farmington)

Receipts: 1,033 Week ago: 2,287 Year ago: 1,689
 Compared to last week, steers and heifers uneven from 8.00 lower to 9.00 higher. Slaughter cows and bulls steady to 2.00 higher.

FEEDER STEERS:
 Medium and Large 1

300-400 lbs. 325.00-352.50
 400-500 lbs. 290.00-355.00
 500-600 lbs. 285.00-322.00
 600-650 lbs. 260.00-280.00
 700-800 lbs. 227.00-250.00
 Pkg 814 lbs. 229.00

FEEDER HEIFERS:
 Medium and Large 1

300-400 lbs. 295.00-335.00
 400-500 lbs. 275.00-315.00
 500-600 lbs. 255.00-295.00
 600-700 lbs. 230.00-239.00
 700-800 lbs. 222.00-230.00

SLAUGHTER BULLS: Yield
 Grade 1-2 1080-2265 lbs 120.00-130.00, high dressing 138.00-156.00

SLAUGHTER COWS: Breaking and Boning (75-85% lean) 105.00-121.00; high dressing 122.00-138.00; Lean (85-90% lean) 81.00-100.00

BRED COWS: Medium and Large 2 2-8 yrs 1002-1750 lbs 2nd/3rd stage 1300.00-1900.00 per head

COW & CALF PAIRS: Scarce

EAST CENTRAL MISSOURI WEEKLY SUMMARY

(Cuba, Vienna)

Receipts: 836 Week ago: 2,369 Year ago: 2,072
 Compared to last week, steers and heifers 4.00 to 8.00 lower on a limited market test. Slaughter cows firm to 5.00 higher.

FEEDER STEERS:
 Medium and Large 1

400-500 lbs. 315.00-360.00
 500-600 lbs. 290.00-315.00
 600-650 lbs. 280.00-290.00
 Pkg 788 lbs. 240.00

FEEDER HEIFERS:
 Medium and Large 1

400-500 lbs. 281.00-325.00
 500-600 lbs. 260.00-294.00
 600-700 lbs. 235.50-250.00
 700-800 lbs. 211.00-223.50

SLAUGHTER BULLS: Yield
 Grade 1-2 1340-2510 lbs 150.00-158.00; high dressing few 160.00-174.00; low dressing 122.00-143.00

SLAUGHTER COWS: Breaking and Boning, (70-85% lean) 122.50-134.00; high dressing 132.50-141.50; low dressing couple 118.50-119.00. Lean (85-90%) 110.00-124.00

BRED COWS: Medium and Large 1-2 2-8 yrs 965-1235 lbs 1st to 3rd stage 1600.00-1875.00 per head

COW & CALF PAIRS: Scarce

NORTHWEST MISSOURI WEEKLY SUMMARY

(Tina)

Receipts: 1,015 Week Ago: 3,590 Year Ago: 1,341
 Compared to last week, steers and heifers mostly 3.00 to 5.00 lower. Slaughter cows and bulls steady to firm.

FEEDER STEERS:
 Medium and Large 1

400-500 lbs. 332.00-362.50
 500-600 lbs. 315.00-339.00
 600-650 lbs. 291.00-292.00

FEEDER HEIFERS:
 Medium and Large 1

300-400 lbs. 330.00-347.50
 400-500 lbs. 287.00-325.00
 550-600 lbs. 275.50-292.50
 600-700 lbs. 255.00-257.25

SLAUGHTER BULLS: Yield
 Grade 1-2 1240-1950 lbs ind 139.00; high dressing 148.00-155.00; low dressing ind 116.00.

SLAUGHTER COWS: Breaking and Boning, (70-85% lean) 103.00-129.00, high dressing 128.00-137.50. Lean (85-90%) 103.00-134.00.

BRED COWS: Scarce

COW/CALF PAIRS: Scarce

AFTERNOON NATIONAL SLAUGHTER CATTLE REVIEW

Thus far for Friday in the Southern Plains negotiated cash has been at a standstill. The most recent market in the Southern Plains was Thursday with live FOB purchases at 186.00. In Nebraska and the Western Cornbelt negotiated cash has been mostly inactive on light demand. The most recent market in Nebraska was Thursday with live FOB purchases from 189.00-190.00 and dressed delivered purchases from 299.00-302.00. The most recent market in the Western Cornbelt was Thursday with live FOB purchases from 188.00-190.00. Last week in the Western Cornbelt dressed delivered purchases traded at 302.00.

Negotiated Cash Sales:

Confirmed:	4,692	Week Ago:	4,190	Year Ago:	1,221
Week to date:	59,849	Week Ago:	96,452	Year Ago:	92,666

<u>Live Basis</u>	<u>Steers</u>	<u>Heifers</u>
Over 80% Choice	190.00-191.00, avg 190.34	188.00-190.00, avg 188.54
65-80% Choice	-	-
35-65% Choice	-	-
0-35% Choice	-	-
Total All Grades	190.00-191.00, avg 190.34	188.00-190.00, avg 188.54
<u>Dressed Basis</u>		
Over 80% Choice	300.00	300.00
65-80% Choice	300.00	-
35-65% Choice	-	-
0-35% Choice	-	-
Total All Grades	300.00	300.00

<u>All Beef Type Steers/Heifers</u>	<u>Head</u>	<u>Avg Wt</u>	<u>Price Range</u>	<u>Wtd Avg</u>
Live FOB	2,362	1426.8	179.00-191.00	190.01
Live Del	-	-	-	-
Dressed Del	2,295	927.2	277.00-300.00	299.59
Dressed FOB	35	884.5	305.00	305.00

WEEKLY COMMODITY FUTURES TRENDS

Compared to last week, Live Cattle 2.50 3.30 lower, Lean Hogs 1.73 to 2.10 higher, Feeder Cattle 2.20 to 5.73 lower.

Daily Futures Closes

	Mon.	Tues.	Wed.	Thu.	Fri.
Cattle					
Apr	186.20	183.10	183.60	185.00	Holiday
Jun	181.60	178.37	178.67	180.25	
Aug	179.97	176.42	176.67	178.20	
Oct	183.15	179.62	179.82	181.37	
Dec	187.35	183.92	184.17	185.67	
Lean Hogs					
Apr	85.15	85.57	86.10	86.62	Holiday
May	91.92	91.75	92.40	92.50	
Jun	101.67	101.35	101.60	101.45	
Jul	103.92	103.85	103.97	104.00	
Aug	102.80	103.20	103.22	103.20	
Fdr Cat					
Mar	249.45	247.72	248.05	247.75	Holiday
Apr	250.45	245.45	246.87	247.12	
May	252.62	247.25	248.27	248.70	
Aug	262.17	257.10	257.90	258.82	
Sep	263.72	258.85	259.72	260.72	
Milk					
Mar	16.42	16.41	16.41	16.34	Holiday
Apr	15.75	15.85	15.64	15.56	
May	16.32	16.37	16.05	15.96	

WEEKLY COMMODITY GRAIN FUTURES TRENDS

Compared to last week, Soybeans uneven from 0.01 lower to 0.01 higher, Wheat 0.04 to 0.06 higher, Corn 0.01 to 0.03 higher, KC Wheat 0.04 to 0.05 lower, Soybean Meal 1.40 to 3.00 lower.

Daily Grain Futures Closes

	Mon.	Tues.	Wed.	Thu.	Fri.
Soybeans					
May	1209 1/4	1199	1192 1/2	1191 1/2	Holiday
Jul	1221 3/4	1212 1/2	1206 1/2	1205 1/4	
Aug	1218 1/4	1209 3/4	1205	1203 3/4	
Sep	1200 1/4	1192	1185 1/4	1186 3/4	
Nov	1198 3/4	1191	1183 1/2	1186 1/4	
Wheat					
May	555	543 1/2	547 1/2	560 1/4	Holiday
Jul	570 3/4	559 1/4	562 3/4	575 3/4	
Sep	587 1/4	577 1/2	580 1/2	591 1/2	
Dec	587 1/4	600 3/4	603 1/4	612	
Mar	608 3/4	620	621 3/4	628 1/4	
Corn					
May	437 3/4	432 1/2	426 3/4	442	Holiday
Jul	451 1/4	445	439 1/4	454 1/2	
Sep	461	454 1/4	448 1/2	464 1/2	
Dec	474 3/4	468	462 1/4	477 3/4	
Mar	488 1/2	481 3/4	476	490	
KC Wheat					
May	589 1/2	577 1/4	578 1/4	585 1/4	Holiday
Jul	585 1/2	574	574	579 3/4	
Sep	596 3/4	586 1/4	585 1/4	590 3/4	
Dec	614 3/4	605	603 1/4	609	
Mar	629 3/4	620 3/4	619	624 1/2	
SB Meal					
May	341.70	339.80	339.00	337.70	Holiday
Jul	345.30	343.50	342.60	341.00	
Aug	346.00	344.40	343.40	341.80	
Sep	346.90	345.10	344.10	342.90	
Oct	346.80	345.00	343.70	343.00	

MISSOURI GRAIN WEEKLY TRENDS

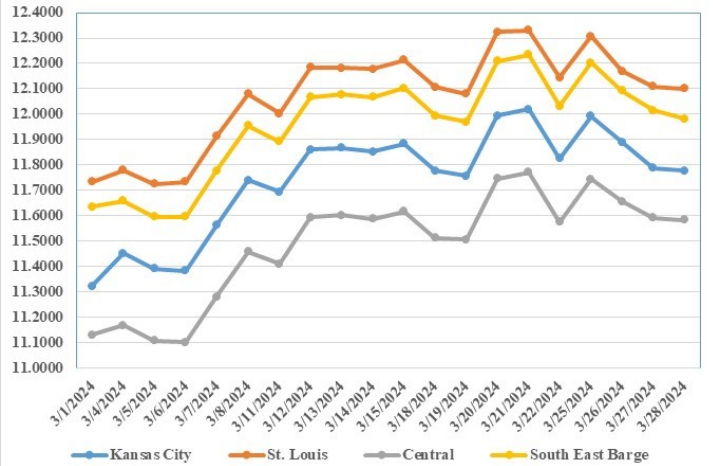
Compared to last week, Soybeans 0.01 to 0.16 lower, Wheat 0.05 to 0.18 higher, Corn 0.02 to 0.06 higher, Sorghum 0.03 higher.

Area	#1 Soybeans	#2 Soft Wheat	#2 Corn	#2 Grain Sorghum
Kansas City				
Friday**	11.68-11.98	5.40	4.24-4.49	4.59
Monday	11.84-12.14	5.40	4.23-4.48	4.58
Tuesday	11.74-12.04	5.29	4.18-4.46	4.53
Wednesday	11.68-11.83	5.33	4.12-4.40	4.47
Thursday	11.67-11.82	5.45	4.27-4.55	4.62
Friday	Holiday			
St. Louis				
Friday**	12.14-12.16	5.42-5.55	4.50-4.52	5.19
Monday	12.30-12.31	5.52-5.55	4.50-4.51	5.18
Tuesday	12.17	5.41-5.44	4.43-4.44	5.13
Wednesday	12.11-12.12	5.48	4.37-4.39	5.07
Thursday	12.10-12.11	5.60	4.52-4.54	5.22
Friday	Holiday			
Central				
Friday**	11.53-11.63	5.25-5.40	4.14-4.19	---
Monday	11.69-11.79	5.25-5.40	4.13-4.18	---
Tuesday	11.64-11.69	5.14-5.29	4.08-4.13	---
Wednesday	11.58-11.63	5.18-5.33	4.02-4.07	---
Thursday	11.57-11.62	5.30-5.45	4.17-4.22	---
Friday	Holiday			
S.E. MO				
Friday**	11.97-12.08	---	4.33-4.46	---
Monday	12.14-12.24	---	4.32-4.45	---
Tuesday	12.01-12.14	---	4.27-4.40	---
Wednesday	11.95-12.08	---	4.21-4.34	---
Thursday	11.94-12.02	---	4.36-4.49	---
Friday	Holiday	---	---	---

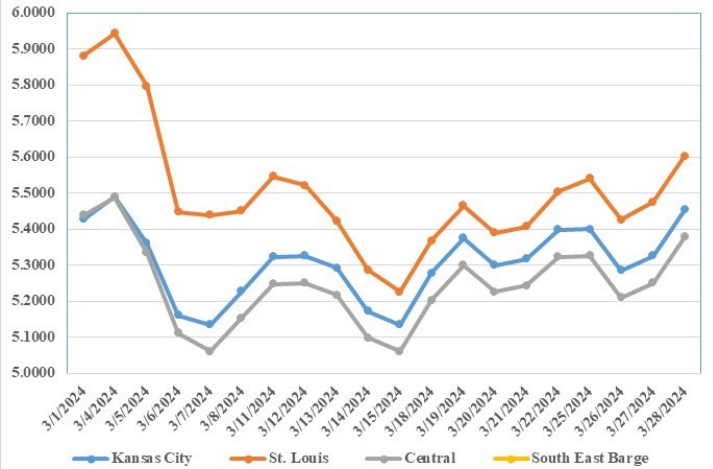
(PRICES PER BUSHEL) *NEW CROP **PREVIOUS WEEK'S PRICES
*Bids calculated using Kansas City, St. Louis, and St. Joseph bids

MONTHLY GRAIN CROP

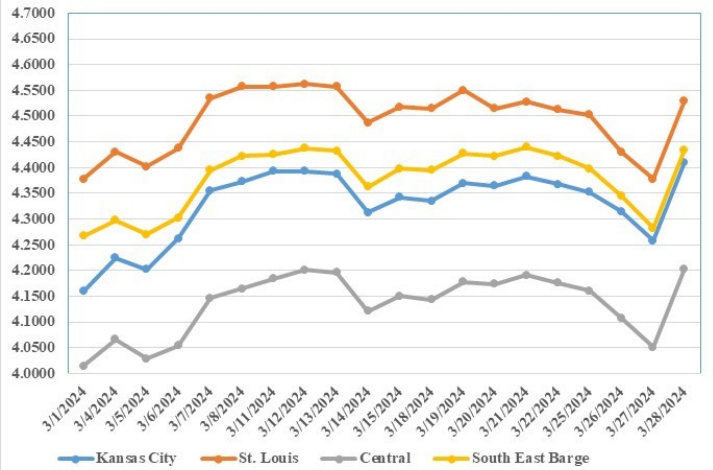
March 2024 Soybean Bids



March 2024 Wheat Bids



March 2024 Corn Bids



WHOLESALE FEEDSTUFFS PRICES (DOLLARS PER TON-BULK BASIS)

Area	Soybean Hulls Pellets	Soybean Meal 46.5-48%	Corn Gluten Pellets 21%	Wheat Middlings
Kansas City	110.00	347.70	180.00	96.00
St. Louis	n/a	n/a	172.50	87.67

GRAIN STOCKS

Corn stocks in all positions on March 1, 2024 totaled 8.35 billion bushels, up 13 percent from March 1, 2023. Of the total stocks, 5.08 billion bushels were stored on farms, up 24 percent from a year earlier. Off-farm stocks, at 3.27 billion bushels, are down 1 percent from a year ago. The December 2023 - February 2024 indicated disappearance is 3.82 billion bushels, compared with 3.42 billion bushels during the same period last year.

Soybeans stored in all positions on March 1, 2024 totaled 1.85 billion bushels, up 9 percent from March 1, 2023. Soybean stocks stored on farms are estimated at 933 million bushels, up 24 percent from a year ago. Off-farm stocks, at 912 million bushels, are down 3 percent from last March. Indicated disappearance for the December 2023 - February 2024 quarter totaled 1.16 billion bushels, down 13 percent from the same period a year earlier.

All wheat stored in all positions on March 1, 2024 totaled 1.09 billion bushels, up 16 percent from a year ago. On-farm stocks are estimated at 272 million bushels, up 20 percent from last March. Off-farm stocks, at 816 million bushels, are up 14 percent from a year ago. The December 2023 - February 2024 indicated disappearance is 334 million bushels, 10 percent below the same period a year earlier.

Durum wheat stocks in all positions on March 1, 2024 totaled 36.6 million bushels, up 2 percent from a year ago. On-farm stocks, at 18.8 million bushels, are up 10 percent from March 1, 2023. Off-farm stocks totaled 17.8 million bushels, down 5 percent from a year ago. The December 2023 - February 2024 indicated disappearance of 8.71 million bushels is 29 percent below the same period a year earlier.

PROSPECTIVE PLANTINGS

Corn planted area for all purposes in 2024 is estimated at 90.0 million acres, down 5 percent or 4.61 million acres from last year. Compared with last year, planted acreage is expected to be down or unchanged in 38 of the 48 estimating States.

Soybean planted area for 2024 is estimated at 86.5 million acres, up 3 percent from last year. Compared with last year, planted acreage is up or unchanged in 24 of the 29 estimating States.

All wheat planted area for 2024 is estimated at 47.5 million acres, down 4 percent from 2023 for comparable States. The 2024 winter wheat planted area, at 34.1 million acres, is down 7 percent from last year and down 1 percent from the previous estimate for comparable States. Of this total, about 24.3 million acres are Hard Red Winter, 6.26 million acres are Soft Red Winter, and 3.59 million acres are White Winter. Area expected to be planted to other spring wheat for 2024 is estimated at 11.3 million acres, up 1 percent from 2023. Of this total, about 10.7 million acres are Hard Red Spring wheat. Durum planted area for 2024 is expected to total 2.03 million acres, up 22 percent from the previous year for comparable States.

All cotton planted area for 2024 is estimated at 10.7 million acres, up 4 percent from last year. Upland area is estimated at 10.5 million acres, up 4 percent from 2023. American Pima area is estimated at 203,000 acres, up 38 percent from 2023.

MISSOURI WEEKLY HAY SUMMARY 03/28/24

A week of variety as far as weather goes in the state. Areas in the south saw excess of 3 inches of rain causing some local flooding, while some in the far northwest got a light dusting of snow. Some frosty nights might have set some growth back slightly but as the weekend nears a warmup is expected to push much of the state into the mid 70's for a few days. Mostly all producers are still feeding while they wait for grass to outpace grazing. Still a fair amount of hay for sale as some look to move some inventory before turn out occurs most cattle guys aren't looking to have much if any carry over so the hope for a good growing season is high. The supply of hay is light to moderate; demand is moderate, prices are steady to weak. The Missouri Department of Agriculture has a hay directory at <https://apps.mda.mo.gov/haydirectory> or visit the University of Missouri Extension feed stuff finder at <https://feedstufffinder.org>

Alfalfa - Supreme 250.00-350.00, small square 10.00-15.00 per bale

Alfalfa - Premium 200.00-275.00

Alfalfa - Good 150.00-200.00, small square 5.00-10.00 per bale

Alfalfa - Fair 125.00-150.00

Mixed grass - Good/Premium 150.00-225.00

Mixed grass-Fair/Good 100.00-175.00, small square 5.00-11.00 per bale

Mixed grass - Fair 50.00-75.00 per large round bale

Wheat straw - 4.00-7.00 per small square bale

MISSOURI WEEKLY SHEEP/GOAT AUCTION SUMMARY

Receipts: 865 Week Ago: 2,591 Last Year: 1,001

SHEEP: Feeder Lambs Medium and Large 1-2 hair 20-50 lbs 225.00-295.00 few up to 300.00. Slaughter Lambs: Choice and Prime 1-3 hair 50-60 lbs 237.50-265.00; 60-70 lbs 230.00-247.50; 70-80 lbs 215.00-242.50; 85-95 lbs 172.50-190.00. Choice 1-3 pkg 51 lbs 232.50; pkg 70 lbs 185.00. Slaughter Ewes: Good 2-3 hair 85-130 lbs 120.00-135.00. Utility and Good 1-3 80-150 lbs 90.00-107.50. Cull and Utility 1-2 few 105-110 lbs 75.00. Slaughter Bucks 1-2 hair few 170 lbs 112.50. Replacement Ewes Small and Medium 1-2 2-4 yrs 65-125 lbs exposed 130.00-170.00.

GOATS: Feeder kids Selection 1 pkg 19 lbs 300.00. Selection 2 30-50 lbs 202.50-270.00. Selection 3 pkg 20 lbs pygmies 152.50; 30-35 lbs 175.00. Slaughter Kids Selection 2 53-78 lbs 200.00-265.00. Selection 3 pkg 65 lbs 135.00. Nannies Selection 1-2 few 65 lbs 132.50-135.00; 70-120 lbs 100.00-130.00. Bucks Selection 1-2 95-105 lbs 155.00-157.50. Replacement Nannies Selection 1-2 1-4 yrs exposed 67-105 lbs 165.00-185.00.

Explanatory Notes: Stage - Represents estimated lambing/kidding period (Open, Exp=exposed, Bred, Fall = Sep-Nov, Win = Dec-Feb, Spr = Mar-May, Sum=Jun-Aug; w/s = woolled and shorn; /hd= per head; /fam=per family
All price CWT unless otherwise noted.

MISSOURI DROUGHT MONITOR

Date	None	D0	D1	D2	D3	D4
03/28/24	23.68	46.93	26.72	2.67	0	0
03/19/24	10.97	55.72	29.51	3.80	0	0
03/28/23	92.55	5.92	1.32	0.21	0	0

Reflects percentage of Missouri impacted by drought. D0 Abnormally Dry; D1 Moderate Drought; D2 Severe Drought; D3 Extreme Drought; D4 Exceptional Drought

NATIONAL DIRECT DELIVERED FEEDER PIG REPORT

03/29/24 Receipts: 118,309 Week ago: 173,509 Year Ago: 83,796
Early weaned pigs 1.00 to 2.00/hd lower and feeder pigs 4.00/hd higher.
Cash 71,525 head 37.50-63.00, weighted average 48.41. Formula 27,369 head 44.27-55.80, weighted average 52.91
Feeder pigs 40 pounds basis: Cash 19,415 head 79.00-105.00, weighted average 98.14

NATIONAL DAILY DIRECT PRIOR DAY HOG REPORTS FOR 03/29/24

BARROWS AND GILTS (Carcass Basis): 3,330 head
Base Carcass Price 74.50-84.00, weighted average 81.73

SOWS (Live Basis): 6,464 head
300-500 lbs. 29.00-76.36
Over 500 lbs. 58.31-78.00

MISSOURI WEEKLY DIRECT SLAUGHTER CATTLE REPORT 03/29/24

Weekly Receipts: 480 Week ago: 280 Year ago: 320
Trading as of Friday morning, flat dressed sales 2.00 to 3.00 lower and grid dressed sales 2.00 lower than last week's bid.

LIVE STEERS & HEIFERS: No sales reported
DRESSED STEERS & HEIFERS: 1 load flat Thu 297.00, 6 loads flat Thu afternoon 298.00.

GRADE AND WEIGHT (Grid): 4 loads Thu 303.00

Please Note: The above volumes (tonnage, acres, and bales) listed are for confirmed trades only, it does not include estimated volume (tonnage) for bids or offers to the trade. List your hay for sale at: [Hay Listing Online Form](#). Explanation of Hay Quality Guidelines: [Hay Quality Designation Guidelines](#). Glossary of Terms: [Livestock, Poultry, & Grain Hay Terms](#)

Click here for the current [National Crop Progress](#)
Click here for the current [Missouri Crop Progress](#)
The current hay directory can be found at: [Hay Directory](#).