

Weekly Market Summary

Published by:
Missouri Department of Agriculture
Ag Business Development Division
Market News Program



Chris Chinn, Director
 Jill Wood, Division Director
 Tony Hancock, Editor
<http://www.ams.usda.gov/marketnews.htm>
[agmarketnews.mo.gov](http://www.ams.usda.gov/marketnews.htm)

Michael L. Parson, Governor

Volume XLIV, Number 19 ♦ P.O. Box 630, Jefferson City, MO 65102 ♦ (573) 751-4211 ♦ Mon, May 13, 2024

MISSOURI WEEKLY FEEDER CATTLE WEIGHTED AVERAGE REPORT

Feeder Cattle Receipts: 24,569 Week ago: 27,454 Year ago: 35,718
 Steers and Heifers Medium and Large 1—Weighted average weights and prices

STEERS: Medium and Large 1

331 lbs. 386.13 526 lbs. 333.79 723 lbs. 257.97 930 lbs. 226.82
 376 lbs. 374.14 573 lbs. 316.77 770 lbs. 251.33 967 lbs. 215.17
 428 lbs. 364.38 622 lbs. 299.20 826 lbs. 243.39 1003 lbs. 209.00
 477 lbs. 350.98 662 lbs. 282.26 878 lbs. 227.24

HEIFERS: Medium and Large 1

333 lbs. 348.07 522 lbs. 289.74 722 lbs. 244.31 940 lbs. 191.19
 375 lbs. 333.45 567 lbs. 273.17 773 lbs. 229.57
 423 lbs. 315.55 615 lbs. 254.83 826 lbs. 211.89
 473 lbs. 308.49 672 lbs. 247.51 877 lbs. 213.50

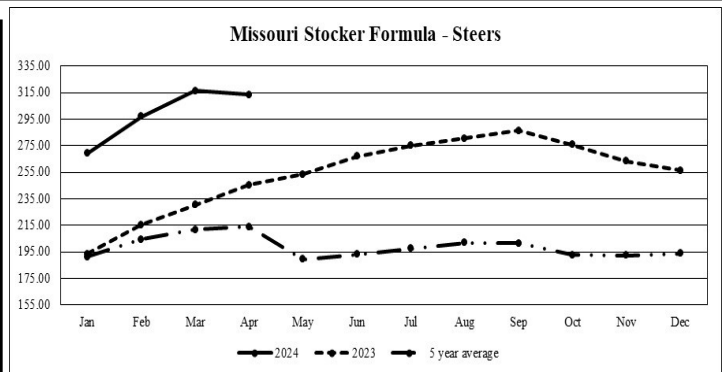
MISSOURI STEER (HEIFER) STOCKER FORMULA 05/10/2024

Monday's Missouri Stocker formula consists of **6,535 (5,122)** head with a weighted average weight of **543.51 (523.09)** lbs. and a price value of **316.09 (279.81)**, 1.91 lower (0.18 lower) than last week.

This a rolling seven day calculated weighted value which combines all Feeder Steers reported by MDA/USDA Market News Service weighing from 400-649 lbs. in the Medium and Large 1 and Medium and Large 1-2 frame and muscle classifications, including all comment cattle except Brahman X. Heifer values are in parentheses.

MISSOURI WEEKLY CATTLE AUCTION SUMMARY

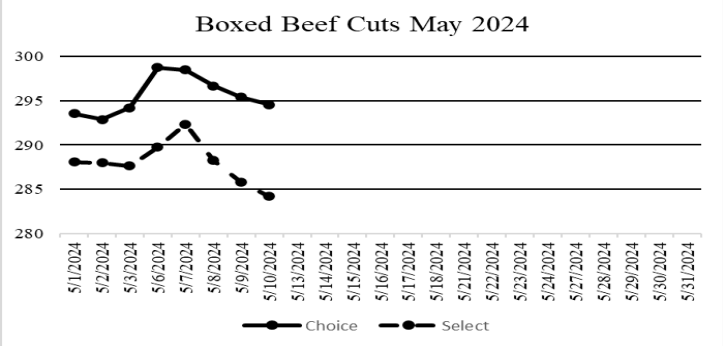
Total Receipts: 29,107 Week Ago: 33,232 Year Ago: 42,201
 Compared to last week, feeders under 650 lbs. sold very uneven but mostly 2.00 lower to 2.00 higher, with instances around the state from sharply higher to sharply lower. Feeders over 650 lbs. sold steady to 2.00 lower. The supply of feeders was moderate the amount of heavier weight cattle was not as plentiful this week and for the first time in several months the percentage of steers vs. heifers was closer in line with traditional expectations with about a 60:40 split. For the last several months it has been running a lot closer to 50:50. With only one week of such data reflecting this is it would be extremely presumptuous to assume there has been any shift in the cattle cycle yet. Demand was good. A few notable sales this week included a 44 head of 447 lb. steers at Windsor Livestock Auction which sold for 399.00. South Central Regional Stockyards had several stick out sales this week as they had a loaded list of consignments with quality running deep into the offering. 38 head of 528 lbs. steers sold for 356.00, 36 head of 720 lb. steers brought 270.25 and another 46 head of 804 lbs. steers sold for 254.75. Mo-Kan Livestock Market sold a load of 601 lb. steers for 319.00. Callaway Livestock Center sold a load of 929 lbs. steers for 230.25 as well as 29 head of 512 lb. heifers for 313.50. Kingsville Livestock Market had a load of 744 lb. heifers which sold for 255.00. Choice closed on Friday at 294.57, up 0.37 and select closed at 284.17, down 3.48 compared to last week. Negotiated feedlot sales as of the Friday afternoon report totaled about 61K head with more sales likely taking place after the reporting deadline, live sales were reported from 184.00-187.00 and dressed sales from 295.00-296.00. Missouri Stocker formula consists of 6,535 head with a weighted average weight of 543.51 lbs. and a price value of 316.81, 1.91 lower than a week ago. The steer/heifer spread is 37.00.



*Graph is updated the first Monday of each month. Axis value ranges may be updated to reflect data points.

NATIONAL BOXED BEEF CUTOUT/BOXED BEEF CUTS

<u>DATE</u>	<u>CHOICE</u>	<u>SELECT</u>	<u>TOTAL LOADS</u>
5/6	298.76	289.75	78
5/7	298.49	292.34	100
5/8	296.67	288.25	145
5/9	295.39	285.76	173
5/10	294.57	284.17	155
5 Day Simple Average	296.78	288.05	



*Axis value ranges may be updated to reflect data points.

WEEKLY LIVESTOCK SLAUGHTER 05/11/24

	<u>CATTLE</u>	<u>HOGS</u>	<u>SHEEP</u>
Week to Date:	622,000	2,390,000	34,000
Last Week:	622,000	2,407,000	36,000
Last Year:	644,313	2,361,531	33,802

The Weekly Market Summary, as well as historical summaries, are available on our website <https://agmarketnews.mo.gov/summaries>
 Market News Hotline: 1-573-522-9244

SOUTHWEST MISSOURI WEEKLY SUMMARY

(Joplin and Springfield)

Receipts: 8,109 Week ago: 7,289 Year Ago: 13,474
Compared to last week, feeders sold uneven from 8.00 lower to 5.00 higher. Slaughter cows sold steady to 3.00 higher.

FEEDER STEERS:

Medium and Large 1

300-400 lbs.	340.00-417.00
400-500 lbs.	327.50-365.00
500-600 lbs.	294.00-345.00
600-700 lbs.	270.00-305.00
700-800 lbs.	245.00-261.00
800-900 lbs.	226.00-247.00
900-1000 lbs.	213.25-229.00

FEEDER HEIFERS:

Medium and Large 1

300-400 lbs.	310.00-365.00
400-500 lbs.	285.00-322.00
500-600 lbs.	262.00-310.00
600-700 lbs.	238.00-257.00
700-800 lbs.	224.00-239.00
800-850 lbs.	210.00-217.00
Load 943 lbs.	190.00

FEEDER HOLSTEIN STEERS

Large 3

400-500 lbs.	217.00-238.00
500-600 lbs.	207.00-236.00
700-800 lbs.	165.00-184.00
800-900 lbs.	170.00-179.00
900-925 lbs.	165.00-170.00

SLAUGHTER COWS: Breaking and Boning (70-85% lean) 118.00-133.50; high dressing 129.00-144.00; low dressing 114.00-121.50. Lean (85-90%) 110.00-125.00.

SLAUGHTER BULLS: Yield Grade 1-2 1245-2465 lbs. 149.00-172.50; high dressing 170.00-182.00; low dressing 129.00-150.00

BRED COWS: Medium and Large 1 2-8 yrs 1140-1380 lbs 2nd and 3rd stage 1925.00-2125.00; 1st stage few 1825.00 per head

COW & CALF PAIRS: Scarce

BRED HEIFERS: Medium and Large 1 2-4 yrs 1055-1100 lbs 2nd and 3rd stage 1875.00-2225.00 per head

SOUTH CENTRAL MISSOURI WEEKLY SUMMARY

(West Plains, Phillipsburg)

Receipts: 4,118 Week ago: 3,112 Year Ago: 5,637
Compared to last week, feeders sold sharply higher early week and mostly lower late week. Slaughter cows sold steady to 7.00 higher.

FEEDER STEERS:

Medium and Large 1

300-400 lbs.	260.00-415.00
400-500 lbs.	341.00-372.50
500-600 lbs.	298.00-358.00
600-700 lbs.	275.00-318.00
700-750 lbs.	267.00-268.00
800-850 lbs.	243.00-244.00

FEEDER HEIFERS:

Medium and Large 1

300-400 lbs.	320.00-362.50
400-500 lbs.	297.00-325.00
500-600 lbs.	274.00-302.50
600-700 lbs.	243.00-266.00
25 hd 779 lbs.	225.00

FEEDER HOLSTEIN STEERS:

Large 3

Scarce

SLAUGHTER COWS: Breaking and Boning (70-85% lean) 116.50-132.00, high dressing 127.50-145.00; low dressing 106.00-119.00. Lean (85-90%) 108.00-123.00

SLAUGHTER BULLS: Yield Grade 1-2 1205-2190 lbs. 148.00-168.00; high dressing 170.00-180.00; low dressing 133.00-148.00

BRED COWS: Medium and Large 1 2-8 yrs 985-1500 2nd and 3rd stage 1950.00-2150.00 few up to 2500.00 per head.

COW & CALF PAIRS: Medium 1 2-8 yrs 1140-1295 lbs with 150-300 lb calves 2425.00-3025.00 per pair

WEST CENTRAL MISSOURI WEEKLY SUMMARY

(Kingsville, Windsor, Butler)

Receipts: 4,934 Week ago: 6,450 Year ago: 8,496
Compared to last week, calves sold steady to 10.00 higher spots 15.00 higher, yearlings sold steady to 5.00 higher. Slaughter cows sold steady to 6.00 higher.

FEEDER STEERS:

Medium and Large 1

400-500 lbs.	327.50-400.00
500-600 lbs.	291.00-358.00
600-700 lbs.	263.00-319.00
700-750 lbs.	266.00-276.50
Load 841 lbs.	252.50

FEEDER HEIFERS:

Medium and Large 1

400-500 lbs.	285.00-340.00
500-600 lbs.	260.00-310.00
600-700 lbs.	243.00-275.00
700-800 lbs.	235.00-253.75

SLAUGHTER BULLS: Yield Grade 1-2 1675-2325 lbs 138.00-170.00; high dressing 164.00-183.00

SLAUGHTER COWS: Breaking and Boning (70-85% lean) 119.00-142.00, high dressing 135.00-145.50. Lean (85-90%) 105.00-142.00.

BRED COWS: Scarce

COW & CALF PAIRS: Scarce

NORTHEAST MISSOURI WEEKLY SUMMARY

(Bowling Green, Kingdom City, Palmyra)

Receipts: 5,237 Week ago: 6,639 Year ago: 6,096
Compared to last week, steers under 500 lbs sold 5.00 to 10.00 lower, over steady to 10.00 higher, heifers sold steady to 5.00 higher. Slaughter cows sold 5.00 to 10.00 higher.

FEEDER STEERS:

Medium and Large 1

400-500 lbs.	338.00-373.00
500-600 lbs.	305.00-348.00
600-700 lbs.	268.00-321.75
800-900 lbs.	233.00-258.00
Load 847 lbs.	239.00
Load 929 lbs.	230.25

FEEDER HEIFERS:

Medium and Large 1

300-400 lbs.	334.00-385.00
400-500 lbs.	298.00-340.00
500-600 lbs.	260.00-310.00
600-700 lbs.	236.50-270.00
700-800 lbs.	228.50-253.75
Load 877 lbs.	213.50

SLAUGHTER BULLS: Yield Grade 1-2 1355-2320 lbs 145.00-170.00; high dressing 161.00-179.00; low dressing 135.00-144.00

SLAUGHTER COWS: Breaking and Boning (70-85% lean) 121.00-135.00; high dressing 128.00-147.00; low dressing 109.00-123.00. Lean (85-90%) 104.00-121.00.

SLAUGHTER STEERS: Choice 2-3 181.50-187.50. Select and Choice 1-2 175.00-180.50

SLAUGHTER HEIFERS: Choice 2-3 181.00-186.00. Select and Choice 1-2 177.50-180.50

BRED COWS: Medium and Large 1-2 2-8 yrs 1093-1554 lbs 2nd and 3rd stage 2075.00-2725.00 per head

COW/CALF PAIRS: Medium and Large 1-2 2-8 yrs 1000-1500 lbs with 150-300 lbs calves 3025.00-3850.00 per pair.

NORTH CENTRAL MISSOURI WEEKLY SUMMARY

(Macon, Unionville, Green City, New Cambria)

Receipts: 0 Week ago: 6,265 Year ago: 2,057
*Some sale barns on a bi-weekly schedule and may not have a sale each week.

FEEDER STEERS:

Medium and Large 1

400-500 lbs.	No sales reported
500-600 lbs.	
600-700 lbs.	
700-800 lbs.	
800-900 lbs.	
900-1000 lbs.	

FEEDER HEIFERS:

Medium and Large 1

300-400 lbs.	No sales reported
400-500 lbs.	
500-600 lbs.	
600-700 lbs.	
700-800 lbs.	

SLAUGHTER BULLS: Scarce

SLAUGHTER COWS: Scarce

BRED COWS: Scarce

COW/CALF PAIRS: Scarce

SOUTHEAST MISSOURI WEEKLY SUMMARY

(Jackson and Farmington)

Receipts: 1,341 Week ago: 1,658 Year ago: 1,248

Compared to last week steers and heifers sold uneven, from 1.00 lower to 15.00 higher. Slaughter cows sold 2.00-3.00 higher and bulls sold steady.

FEEDER STEERS:

Medium and Large 1

300-400 lbs.	335.00-385.00
400-500 lbs.	300.00-355.00
500-600 lbs.	295.00-322.50
600-700 lbs.	240.00-292.00
700-800 lbs.	230.00-255.00
800-900 lbs.	225.00-233.00

FEEDER HEIFERS:

Medium and Large 1

300-400 lbs.	300.00-342.50
400-500 lbs.	270.00-320.00
500-600 lbs.	235.00-285.00
600-700 lbs.	225.00-262.00
700-800 lbs.	218.00-235.00

SLAUGHTER BULLS: Yield Grade 1-2 1270-1890 lbs 126.00-131.00, high dressing 132.00-155.00

SLAUGHTER COWS: Breaking and Boning (75-85% lean) 102.50-119.00; high dressing 114.50-140.00. Lean (85-90% lean) 75.00-102.00

BRED COWS: Medium and Large 2 2-8 yrs 1045-1425 lbs 2nd and 3rd stage 1550.00-2550.00 per head

COW & CALF PAIRS: Scarce

EAST CENTRAL MISSOURI WEEKLY SUMMARY

(Cuba, Vienna)

Receipts: 3,121 Week ago: 2,321 Year ago: 3,960

Feeder steers steady to 8.00 higher. Feeder heifers under 575 lbs 4.00 lower to 8.00 higher, over 575 lbs steady to 4.00 higher. Slaughter cows firm to 2.00 higher.

FEEDER STEERS:

Medium and Large 1

300-400 lbs.	360.00-410.00
400-500 lbs.	320.00-380.00
500-600 lbs.	300.00-256.00
600-700 lbs.	270.00-308.00
700-800 lbs.	250.00-270.25
Load 804 lbs.	254.75

FEEDER HEIFERS:

Medium and Large 1

300-400 lbs.	317.00-356.00
400-500 lbs.	290.00-345.00
500-600 lbs.	259.00-311.00
600-700 lbs.	244.00-261.00
700-750 lbs.	224.00-238.00

SLAUGHTER BULLS: Yield Grade 1-2 1295-2060 lbs 140.00-167.00; high dressing 168.00-179.00; low dressing 115.00-141.00

SLAUGHTER COWS: Breaking and Boning, (70-85% lean) 116.00-130.50; high dressing 127.00-143.50; low dressing 115.00-120.00. Lean (85-90%) 111.50-118.50

BRED COWS: Medium and Large 1-2 few 2-8 yrs 1020-1387 lbs 2nd and 3rd stage 1600.00-2010.00 per head

COW & CALF PAIRS: Scarce

NORTHWEST MISSOURI WEEKLY SUMMARY

(Tina)

Receipts: 1,650 Week Ago: 1,014 Year Ago: 1,510

Compared to last week, steers 300-500 lbs 15.00 to 25.00 higher, 550-650 lbs 5.00 to 15.00 higher. Heifers 5.00 higher, up to 20.00 higher on 400-550 lbs. Slaughter cows and bulls 3.00 to 5.00 higher.

FEEDER STEERS:

Medium and Large 1

300-400 lbs.	375.00-408.00
400-500 lbs.	336.00-375.00
500-600 lbs.	312.00-347.50
600-700 lbs.	279.00-302.00
700-750 lbs.	259.50-266.75

FEEDER HEIFERS:

Medium and Large 1

300-400 lbs.	334.00-365.00
400-500 lbs.	314.00-352.00
500-550 lbs.	289.00-310.00
Pkg 610 lbs.	260.00

SLAUGHTER BULLS: Yield Grade 1-2 1150-2075 lbs 143.00-159.00; high dressing 165.00-172.50; low dressing 127.00-135.00

SLAUGHTER COWS: Breaking and Boning, (70-85% lean) 112.00-136.00, high dressing 128.00-144.00. Lean (85-90%) 108.00-127.00

BRED COWS: Scarce

COW/CALF PAIRS: Scarce

AFTERNOON NATIONAL SLAUGHTER CATTLE REVIEW

So far for Friday in the Texas Panhandle negotiated cash trading has been inactive on very light demand. Not enough purchases for a market trend. The last reported market was on Thursday with live FOB purchases at 184.00. In Kansas, Nebraska and Western Cornbelt negotiated cash trading and demand have been moderate. In Kansas, compared to the last reported market on Thursday, live FOB purchases traded unevenly steady from 183.00-185.00, with a few up to 187.00. In Nebraska, compared to last week, live FOB purchases traded steady to 1.00 lower from 186.00- 187.00, and dressed delivered purchases traded 1.00 higher from 295.00-296.00. In the Western Cornbelt, compared to the last reported market on Thursday, live FOB purchases traded mostly 0.50 higher at 187.00, with a few up to 188.00, and dressed delivered purchases traded steady at 295.00, with a few up to 296.00.

Negotiated Cash Sales:

Confirmed:	41,989	Week Ago:	11,726	Year Ago:	2,398
Week to date:	61,268	Week Ago:	70,745	Year Ago:	76,698

<u>Live Basis</u>	<u>Steers</u>	<u>Heifers</u>
Over 80% Choice	183.00-188.00 avg 186.63	183.00-187.00 avg 185.93
65-80% Choice	184.00-186.00 avg 184.43	184.00-185.00 avg 184.70
35-65% Choice	184.00-184.00 avg 184.00	-
0-35% Choice	-	-
Total All Grades	193.00-188.00 avg 186.32	183.00-187.00 avg 185.75
<u>Dressed Basis</u>		
Over 80% Choice	294.00-296.00 avg 295.36	295.00-296.00 avg 295.51
65-80% Choice	295.00-295.00 avg 295.00	-
35-65% Choice	295.00-295.00 avg 295.00	-
0-35% Choice	-	-
Total All Grades	294.00-296.00 avg 295.32	295.00-296.00 avg 295.21

<u>All Beef Type Steers/Heifers</u>	<u>Head</u>	<u>Avg Wt</u>	<u>Price Range</u>	<u>Wtd Avg</u>
Live FOB	29,938	1439.8	183.00-188.00	186.18
Live Del	1,380	1309.9	186.00-188.50	187.47
Dressed Del	11,058	931.4	294.00-300.00	295.41
Dressed FOB	272	987.9	289.50-296.00	294.17

WEEKLY COMMODITY FUTURES TRENDS

Compared to last week, Live Cattle 0.45 to 0.90 lower, Lean Hogs 0.58 to 1.40 lower except Oct 0.05 higher, Feeder Cattle 2.83 to 4.50 lower.

Daily Futures Closes

	Mon.	Tues.	Wed.	Thu.	Fri.
Cattle					
Jun	176.97	177.62	176.47	175.95	176.15
Aug	174.42	175.52	174.22	173.72	174.12
Oct	177.87	178.92	177.45	177.00	177.42
Dec	182.15	183.20	181.62	181.02	181.52
Feb	185.62	186.67	185.20	184.50	185.05
Lean Hogs					
May	92.17	92.52	92.52	91.97	91.72
Jun	98.17	98.32	98.72	97.72	98.37
Jul	102.15	102.50	102.45	101.05	101.45
Aug	101.20	101.82	101.72	100.37	100.57
Oct	84.32	84.70	85.20	84.20	84.70
Fdr Cat					
May	241.40	242.15	240.20	238.65	238.80
Aug	252.87	254.42	252.40	251.05	250.90
Sep	253.87	255.45	253.40	252.07	251.97
Oct	254.32	256.00	254.15	252.95	252.87
Nov	253.75	255.42	253.72	252.57	252.57
Milk					
May	18.43	18.33	18.62	18.64	18.63
Jun	19.45	19.43	20.18	20.36	20.51
Jul	19.43	19.26	20.01	19.95	19.90

WEEKLY COMMODITY GRAIN FUTURES TRENDS

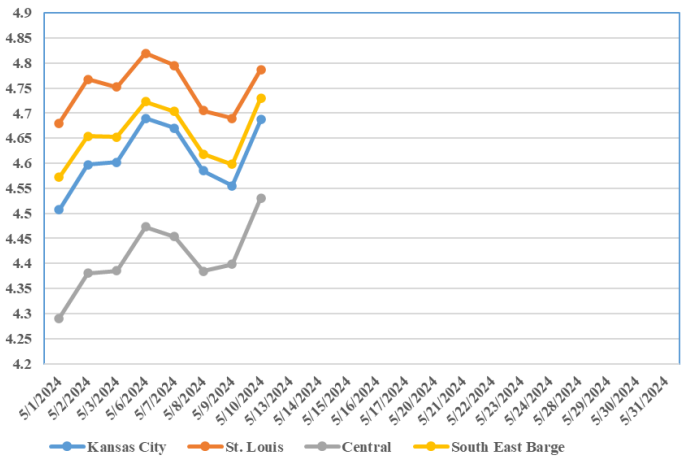
Compared to last week, Soybeans 0.04 to 0.07 higher, Wheat 0.34 to 0.42 higher, Corn 0.09 to 0.11 higher, KC Wheat 0.22 to 0.37 higher, Soybean Meal May 0.50 higher, others 0.30 to 2.30 lower.

Daily Grain Futures Closes

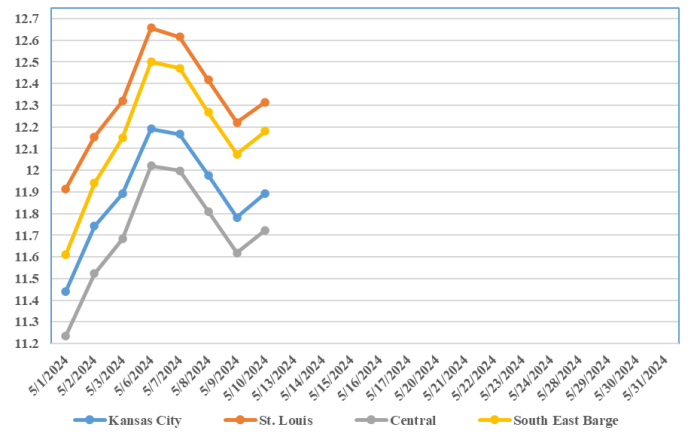
	Mon.	Tues.	Wed.	Thu.	Fri.
Soybeans					
May	1234 3/4	1232 1/4	1212 3/4	1192 3/4	1205
Jul	1248 3/4	1246 1/2	1227 3/4	1208 1/2	1219
Aug	1246	1245 1/2	1227 1/2	1210 1/4	1220 1/2
Sep	1224 1/4	1229 1/2	1213 1/2	1200	1207
Nov	1219 3/4	1228	1213	1200 1/2	1205 3/4
Wheat					
May	632 1/4	624 3/4	616	619 3/4	645 3/4
Jul	648 3/4	642 3/4	634	637 1/2	663 1/2
Sep	668 1/2	663 3/4	655	657 3/4	682 1/2
Dec	693 1/4	689	680 1/2	682 1/4	705 1/4
Mar	711 1/2	708	699 3/4	701	722
Corn					
May	457	453 3/4	445 1/2	442 3/4	455 3/4
Jul	469	467	458 1/2	456 1/2	469 3/4
Sep	476 3/4	476 1/2	468 1/2	467	480
Dec	488 1/2	488 1/2	481 1/4	480	492
Mar	500	500 1/4	494	493	503 1/2
KC Wheat					
May	685	673 3/4	658 1/4	675 3/4	697 1/4
Jul	675 1/4	664	684 1/2	651 3/4	673 1/4
Sep	686 1/4	676 1/4	661 1/2	664 3/4	685 1/2
Dec	706	696 1/2	682 3/4	686	705
Mar	721 1/4	712 1/2	700	703 1/2	722
SB Meal					
May	381.20	377.40	374.80	368.00	367.00
Jul	387.60	383.20	378.50	372.90	371.90
Aug	385.10	381.20	375.70	371.50	369.40
Sep	382.60	379.50	374.30	371.20	368.90
Oct	380.10	377.90	373.20	370.70	368.50

MONTHLY GRAIN CROP

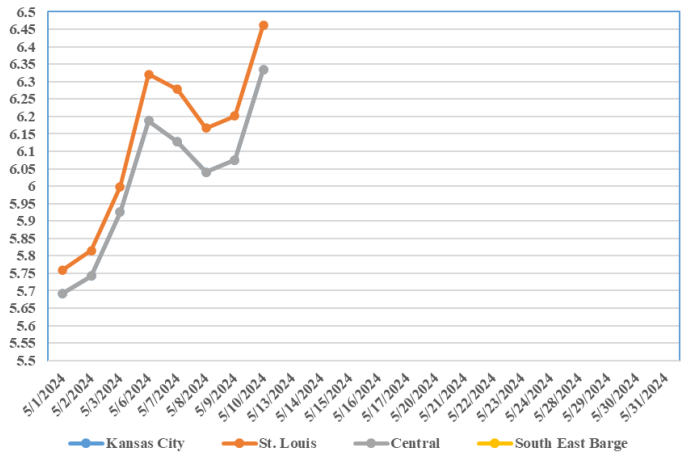
May 2023 Corn Bids



May 2023 Soybean Bids



May 2023 Wheat Bids



*Axis value ranges may be updated to reflect data points.

MISSOURI GRAIN WEEKLY TRENDS

Compared to last week, Soybeans 0.06 lower to 0.04 higher, Wheat 0.41 to 0.57 higher, Corn 0.03 to 0.10 higher, Sorghum 0.09 lower to 0.09 higher.

Area	#1 Soybeans	#2 Soft Wheat	#2 Corn	#2 Grain Sorghum
Kansas City				
Friday**	11.65-12.00	5.93	4.45-4.75	4.70
Monday	11.99-12.34	6.19	4.54-4.84	4.79
Tuesday	11.97-12.32	6.13	4.52-4.82	4.77
Wednesday	11.77-12.12	6.04	4.43-4.73	4.68
Thursday	11.58-11.93	6.07	4.41-4.69	4.66
Friday	11.69-12.04	6.33	4.54-4.82	4.79
St. Louis				
Friday**	12.32	5.85-6.13	4.73-4.75	5.05
Monday	12.66	6.29-6.39	4.82	5.14
Tuesday	12.62	6.23-6.33	4.79-4.80	4.80
Wednesday	11.87-11.97	6.12-6.24	4.70	4.71
Thursday	12.21-12.22	6.15-6.27	4.68-4.69	5.01
Friday	12.31-12.32	6.41-6.53	4.78	5.14
Central				
Friday**	11.65-11.70	5.93	4.35-4.40	---
Monday	11.99-12.04	6.19	4.44-4.49	---
Tuesday	11.97-12.02	6.13	4.42-4.47	---
Wednesday	11.77-11.82	6.04	4.33-4.43	---
Thursday	11.58-11.63	6.07	4.36-4.41	---
Friday	11.69-11.74	6.33	4.49-4.54	---
S.E. MO				
Friday**	12.07-12.25	---	4.62-4.68	---
Monday	12.45-12.59	---	4.69-4.74	---
Tuesday	12.43-12.57	---	4.67-4.72	---
Wednesday	12.23-12.32	---	4.58-4.63	---
Thursday	12.04-12.13	---	4.56-4.61	---
Friday	12.15-12.24	---	4.69-4.74	---

(PRICES PER BUSHEL) *NEW CROP **PREVIOUS WEEK'S PRICES
*Bids calculated using Kansas City, St. Louis, and St. Joseph bids

**WHOLESALE FEEDSTUFFS PRICES
(DOLLARS PER TON-BULK BASIS)**

Area	Soybean Hulls Pellets	Soybean Meal 46.5-48%	Corn Gluten Pellets 21%	Wheat Middlings
Kansas City	112.50	384.40	165.00	96.67
St. Louis	n/a	n/a	170.00	100.00

MISSOURI CROP PROGRESS AND CONDITION

There were 1.9 days suitable for fieldwork in the week ending May 5, 2024. Statewide, the average temperature was 65.4 degrees, 6.3 degrees above normal. Precipitation averaged 1.84 inches, 0.78 inches above normal. Topsoil moisture supply was rated 1 percent very short, 3 percent short, 61 percent adequate, and 35 percent surplus. Subsoil moisture supply was rated 1 percent very short, 9 percent short, 74 percent adequate, and 16 percent surplus. Corn planted reached 67 percent, compared to the 5-year average of 55 percent. Corn emerged reached 48 percent, compared to the 5-year average of 24 percent. Soybeans planted reached 30 percent, compared to the 5-year average of 16 percent. Soybeans emerged reached 17 percent, compared to the 5-year average of 5 percent. Cotton planted reached 34 percent, compared to the 5-year average of 15 percent. Cotton emerged reached 7 percent. Rice planted reached 77 percent, compared to the 5-year average of 52 percent. Rice emerged reached 41 percent, compared to the 5-year average of 30 percent. Winter wheat headed reached 76 percent, compared to the 5-year average of 34 percent. Winter wheat condition was rated 2 percent poor, 16 percent fair, 73 percent good, and 9 percent excellent.

	Week Ending			
	5/5/24	4/28/24	5/5/23	5 year avg
Corn Planted	67	63	89	55
Corn Emerged	48	35	49	24
Soybeans Planted	30	24	45	16
Soybeans Emerged	17	9	18	6
Rice Planted	77	68	82	52
Rice Emerged	41	24	52	30
Winter Wheat Headed	76	51	36	34
Alfalfa hay 1st cutting	2	-	-	-
Other hay cut	2	-	-	-

MISSOURI WEEKLY HAY SUMMARY 05/09/24

Field work continues to be on hold as fields are currently too wet to get in. Some severe weather passed over the state again this week causing some damage in areas. The drought monitor has shown significant improvement with the moisture from the last few weeks, with only 30 percent of the state showing in the latest monitor. This has helped to brighten the moods going into hay season and as typical seasonal lack of demand has put some pressure on the hay market, although most hay piles and barns are near empty until producers can get into fields. The supply of hay is light to moderate, demand light and prices are steady to weak. The Missouri Department of Agriculture has a hay directory at <https://apps.mda.mo.gov/haydirectory> or visit the University of Missouri Extension feed stuff finder at <https://feedstufffinder.org>

- Alfalfa - Supreme 250.00-350.00, small square 10.00-15.00 per bale
- Alfalfa - Premium 200.00-275.00
- Alfalfa - Good 150.00-200.00, small square 5.00-10.00 per bale
- Alfalfa - Fair 125.00-150.00
- Mixed grass - Good/Premium 150.00-225.00
- Mixed grass-Fair/Good 100.00-175.00, small square 5.00-11.00 per bale
- Mixed grass - Fair 50.00-75.00 per large round bale
- Wheat straw - 4.00-7.00 per small square bale

Please Note: The above volumes (tonnage, acres, and bales) listed are for confirmed trades only, it does not include estimated volume (tonnage) for bids or offers to the trade. List your hay for sale at: [Hay Listing Online Form](#). Explanation of Hay Quality Guidelines: [Hay Quality Designation Guidelines](#). Glossary of Terms: [Livestock, Poultry, & Grain Hay Terms](#)

MISSOURI WEEKLY SHEEP/GOAT AUCTION SUMMARY

Receipts: 3,044 Week Ago: 717 Last Year: 3,227

SHEEP: Feeder Lambs: Medium and Large 1-2 hair 20-30 lbs 220.00-250.00; 30-40 lbs 202.50-225.00; 40-51 lbs 177.00-245.00. Slaughter Lambs: Choice and Prime 1-3 woolled and shorn 65-87 lbs 200.00-215.00. hair 50-80 lbs 180.00-235.00; 81-105 lbs 170.00-210.00. Choice 1-2 54-91 lbs 170.00-185.00. Choice 1-3 50-70 lbs 190.00-200.00. Ewes woolled Utility and Good 1-2 1000-200 lbs 77.00-83.00. Cull and Utility 1 82-147 lbs 50.00-60.00. Hair Good 2-3 pkg 52 lbs 125.00. Utility and Good 1-3 100-130 lbs 85.00-92.50. Bucks 1-2 hair pkg 130 lbs. 240.00.

GOATS: Feeder Kids Selection 1 25-50 lbs 290.00-330.00. Selection 2 22-48 lbs 205.00-285.00. Slaughter Kids: Selection 1 46-65 lbs 300.00-310.00. Selection 1-2 45-71 lbs 235.00-260.00. Nannies: Selection 1-2 79-165 lbs 75.00-120.00. Bucks Selection 1-2 90-125 lbs 125.00-185.00. Replacement Nannies Selection 1-2 2-4 yrs 75-85 lbs exposed 125.00-160.00 per head.

Explanatory Notes: Stage - Represents estimated lambing/kidding period (Open, Exp=exposed, Bred, Fall = Sep-Nov, Win = Dec-Feb, Spr = Mar-May, Sum=Jun-Aug; w/s = woolled and shorn; /hd= per head; /fam=per family All price CWT unless otherwise noted.

MISSOURI DROUGHT MONITOR

Date	None	D0	D1	D2	D3	D4
05/07/24	69.49	18.40	12.06	0.05	0	0
04/30/24	56.18	24.35	19.42	0.05	0	0
05/09/23	15.30	48.09	16.99	17.50	2.13	0

Reflects percentage of Missouri impacted by drought. D0 Abnormally Dry; D1 Moderate Drought; D2 Severe Drought; D3 Extreme Drought; D4 Exceptional Drought

NATIONAL DIRECT DELIVERED FEEDER PIG REPORT

05/10/24 Receipts: 141,891 Week ago: 138,804 Year Ago: 86,131 Early weaned pigs 1.00 to 2.00 lower and feeder pigs 3.00 lower. Cash 77,185 head 31.00-47.00, weighted average 39.90. Formula 45,931 head 39.93-55.12, weighted average 46.01 Feeder pigs 40 pounds basis: Cash 18,775 head 62.00-88.00, weighted average 76.17

NATIONAL DAILY DIRECT PRIOR DAY HOG REPORTS FOR 05/10/24

BARROWS AND GILTS (Carcass Basis): 1,151 head Base Carcass Price 83.00-93.00, weighted average 88.32

SOWS (Live Basis): 7,369 head
300-500 lbs. 22.00-55.75
Over 500 lbs. 32.00-58.58

MISSOURI WEEKLY DIRECT SLAUGHTER CATTLE REPORT 05/10/24

Weekly Receipts: 240 Week ago: 320 Year ago: 280 Trading as of Friday morning, flat dressed sales 1.00 higher. Grid dressed sales inactive.

LIVE STEERS & HEIFERS: No sales reported
DRESSED STEERS & HEIFERS: 6 loads Thursday 295.00

GRADE AND WEIGHT (Grid): No Sales reported

Click here for the current [National Crop Progress](#)
Click here for the current [Missouri Crop Progress](#)
The current hay directory can be found at: [Hay Directory](#).