

Weekly Market Summary

Published by:
Missouri Department of Agriculture
Ag Business Development Division
Market News Program



Chris Chinn, Director
 Jill Wood, Division Director
 Tony Hancock, Editor
[agmarketnews.mo.gov](http://www.ams.usda.gov/marketnews.htm)
<http://www.ams.usda.gov/marketnews.htm>

Michael L. Parson, Governor

Volume XLIV, Number 21 ♦ P.O. Box 630, Jefferson City, MO 65102 ♦ (573) 751-4211 ♦ Mon, May 27, 2024

MISSOURI WEEKLY FEEDER CATTLE WEIGHTED AVERAGE REPORT

Feeder Cattle Receipts: 30,655 Week ago: 31,869 Year ago: 34,568
 Steers and Heifers Medium and Large 1—Weighted average weights and prices

STEERS: Medium and Large 1

328 lbs. 278.80	523 lbs. 333.33	721 lbs. 266.27	926 lbs. 234.36
378 lbs. 375.97	572 lbs. 321.57	773 lbs. 254.84	966 lbs. 216.08
428 lbs. 360.23	619 lbs. 302.50	827 lbs. 246.02	1013 lbs. 216.57
475 lbs. 353.08	667 lbs. 285.96	877 lbs. 242.80	

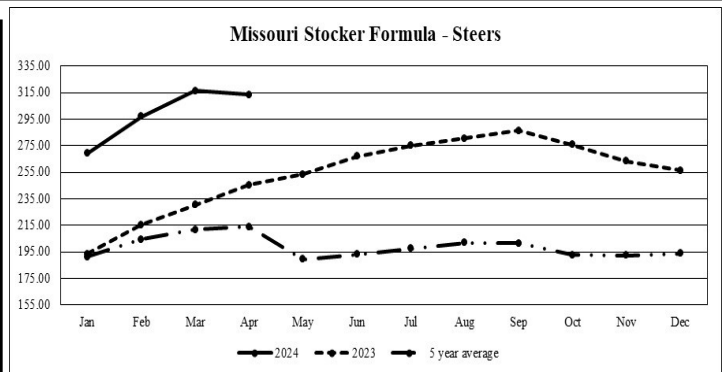
HEIFERS: Medium and Large 1

328 lbs. 345.07	522 lbs. 295.77	727 lbs. 243.73	936 lbs. 200.10
373 lbs. 345.53	567 lbs. 282.33	778 lbs. 232.19	
429 lbs. 324.22	621 lbs. 259.05	816 lbs. 226.03	
475 lbs. 309.52	672 lbs. 251.15	867 lbs. 212.73	

MISSOURI STEER (HEIFER) STOCKER FORMULA 05/27/2024

Monday's Missouri Stocker formula consists of **7,820 (6,804)** head with a weighted average weight of **549.90 (534.98)** lbs. and a price value of **317.27 (281.82)**, 1.86 lower (1.74 lower) than last week.

This a rolling seven day calculated weighted value which combines all Feeder Steers reported by MDA/USDA Market News Service weighing from 400-649 lbs. in the Medium and Large 1 and Medium and Large 1-2 frame and muscle classifications, including all comment cattle except Brahman X. Heifer values are in parentheses.



*Graph is updated the first Monday of each month. Axis value ranges may be updated to reflect data points.

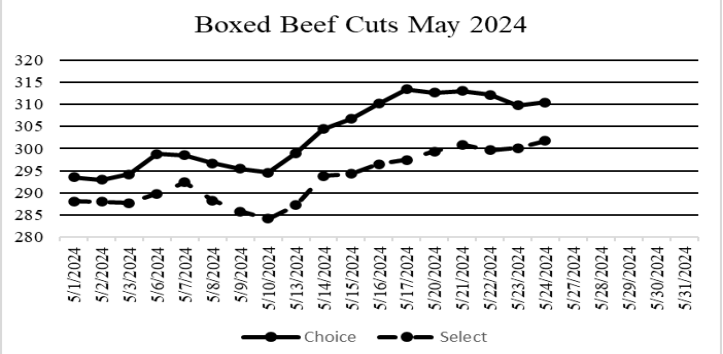
MISSOURI WEEKLY CATTLE AUCTION SUMMARY

Total Receipts: 36,118 Week Ago: 38,550 Year Ago: 41,321

Compared to last week, feeders sold steady to 5.00 higher, although some of the extreme tops weren't seen this week especially on the calf offering which consisted of many unweaned calves. Many producers are once again taking the opportunity to market calves early as prices are pushing back to record levels and despite all the thoughts that the market still has room to climb no one is willing to completely forget how fast some unknown something can show up and how fast the market can drop. The monthly cattle on feed report was published on Friday afternoon and compared to the pre-report estimates the report should be viewed as neutral but confirming those numbers could also be viewed as bullish as well. On feed numbers were reported at 99.1 percent, Marketings at 110.1 percent, and placements at 94.2 percent compared to last year. Many farmers got back to planting grains this week, and several are trying to find enough days to hay as well. A few notable sales this week included a load of 541 lb. steers at Callaway Livestock Center at 361.50. Ozarks Regional Stockyards sold 155 head of 602 lb. steers for 332.00. A load of 707 lb. steers at South Central Regional Stockyards brought 288.25. Kingsville Livestock Market sold 120 head of 896 lb. steers at 250.00. On the heifer side Ozarks Regional Stockyards sold a load of 508 lb. heifers at 310.00 and Windsor Livestock Market had a load of 745 lb. heifers which brought 254.75. Boxed beef cutouts were mixed this week, choice closed on Friday at 310.45, down 3.00 and select closed at 301.72, up 4.32 compared to last week. Negotiated feedlot sales as of the Friday afternoon report totaled about 63K head. Live sales were reported mostly from 187.00-193.50 and dressed sales 304.00-305.00. Missouri Stocker formula consists of 7,820 head with a weighted average weight of 549.90 lbs. and a price value of 317.27, 1.86 lower than a week ago. The steer/heifer spread is 35.45.

NATIONAL BOXED BEEF CUTOFF/BOXED BEEF CUTS

DATE	CHOICE	SELECT	TOTAL LOADS
5/20	312.70	299.35	117
5/21	313.02	300.87	100
5/22	312.17	299.61	133
5/23	309.84	300.08	114
5/24	310.45	301.72	107
5 Day Simple Average	311.64	300.33	



*Axis value ranges may be updated to reflect data points.

WEEKLY LIVESTOCK SLAUGHTER 05/25/24

	CATTLE	HOGS	SHEEP
Week to Date:	607,000	2,373,000	33,000
Last Week:	598,000	2,404,000	35,000
Last Year:	625,035	2,355,058	33,362

The Weekly Market Summary, as well as historical summaries, are available on our website <https://agmarketnews.mo.gov/summaries>
 Market News Hotline: 1-573-522-9244

SOUTHWEST MISSOURI WEEKLY SUMMARY

(Joplin and Springfield)

Receipts: 12,020 Week ago: 10,308 Year Ago: 13,610
Compared to last week, feeder steers sold steady to 10.00 higher, although a few midweights sold 4.00 lower. Heifers sold steady to 12.00 higher. Slaughter cows sold steady to 6.00 higher and bulls sold mixed from 4.00 lower to 6.00 higher.

FEEDER STEERS:
Medium and Large 1

300-400 lbs. 350.00-390.00
400-500 lbs. 325.00-360.00
500-600 lbs. 300.00-355.00
600-700 lbs. 271.00-306.00
700-800 lbs. 247.50-269.00
800-900 lbs. 232.00-252.00
900-1000 lbs. 215.00-235.50

FEEDER HEIFERS:
Medium and Large 1

300-400 lbs. 315.00-360.00
400-500 lbs. 284.00-335.00
500-600 lbs. 261.50-303.00
600-700 lbs. 241.00-265.00
700-800 lbs. 223.00-244.00
800-850 lbs. 211.00-228.00
900-1000 lbs. 192.00-201.00

FEEDER HOLSTEIN STEERS
Large 3

400-500 lbs. 225.00-245.50
500-600 lbs. 210.00-228.00
600-700 lbs. 186.00-209.00
700-800 lbs. 180.00

SLAUGHTER COWS: Breaking and Boning (70-85% lean) 120.00-140.00; high dressing 134.00-152.00; low dressing 114.00-128.00. Lean (85-90%) 113.00-132.50.

SLAUGHTER BULLS: Yield Grade 1-2 1240-2170 lbs. 152.00-173.00; high dressing 171.00-193.50; low dressing 138.00-159.00

BRED COWS: Medium and Large 1 2-8 yrs 1238-1363 lbs 2nd and 3rd stage 2100.00-2300.00. Medium and Large 1-2 2-8 yrs 820.00-1400 lbs 2nd and 3rd stage 1475.00-2150.00 per head

COW & CALF PAIRS: Medium and Large 1-2 2-8 yrs 1080 lbs 150-300 lb calves 3000.00 per pair.

BRED HEIFERS: Medium and Large 1 Few 2-4 yrs 1248 2nd and 3rd stage 2375.00 per head

SOUTH CENTRAL MISSOURI WEEKLY SUMMARY

(West Plains, Phillipsburg)

Receipts: 6,718 Week ago: 4,666 Year Ago: 6,622
Compared to last week, feeders sold 3.00 to 10.00 higher, spots of 15.00 higher. Slaughter cows and bulls sold 2.00 to 5.00 higher.

FEEDER STEERS:
Medium and Large 1

300-400 lbs. 355.00-377.50
400-500 lbs. 344.50-381.00
500-600 lbs. 303.00-352.50
600-700 lbs. 379.00-332.00
700-800 lbs. 250.00-276.00
800-825 lbs. 245.00-255.00

FEEDER HEIFERS:
Medium and Large 1

300-400 lbs. 322.50-351.00
400-500 lbs. 295.00-324.00
500-600 lbs. 268.00-310.00
600-700 lbs. 240.00-273.00
700-750 lbs. 235.00-248.00
800-850 lbs. 219.00-225.00

FEEDER HOLSTEIN STEERS:
Large 3

Scarce

SLAUGHTER COWS: Breaking and Boning (70-85% lean) 123.00-136.00, high dressing 134.00-157.00; low dressing 110.00-120.00. Lean (85-90%) 109.00-128.00

SLAUGHTER BULLS: Yield Grade 1-2 1205-2125 lbs. 154.00-172.00; high dressing 165.50-193.00; low dressing 123.00-152.00

BRED COWS: Medium and Large 1-2 2-8 yrs 1115-1413 2nd and 3rd stage 1650.00-2250.00 per head.

COW & CALF PAIRS: Medium 1 2-8 yrs 1250-1365 lbs with 150-300 lb calves 2400.00-2750.00 per pair

WEST CENTRAL MISSOURI WEEKLY SUMMARY

(Kingsville, Windsor, Butler)

Receipts: 6,162 Week ago: 5,860 Year ago: 6,589
Compared to last week, feeders sold steady to 10.00 higher. Slaughter cows sold steady to 5.00 higher.

FEEDER STEERS:
Medium and Large 1

400-500 lbs. 345.00-406.00
500-600 lbs. 301.00-358.00
600-700 lbs. 278.50-316.00
700-800 lbs. 253.00-277.00
800-900 lbs. 250.00-254.25

FEEDER HEIFERS:
Medium and Large 1

400-500 lbs. 272.00-345.00
500-600 lbs. 276.50-315.00
600-700 lbs. 246.50-270.00
700-800 lbs. 252.00-259.25
Pkg 849 lbs. 221.00

SLAUGHTER BULLS: Yield Grade 1-2 1150-2400 lbs 145.00-173.00; high dressing 167.00-178.00

SLAUGHTER COWS: Breaking and Boning (70-85% lean) 124.00-146.00, high dressing 137.00-154.00. Lean (85-90%) 108.00-127.00

BRED COWS: Medium and Large 1 2-8 yrs 1125-1400 lbs 2nd and 3rd stage 2500.00-2800.00 per head.

COW & CALF PAIRS: Medium and Large 1 2-4 yrs 1000-1125 lbs 150-300 lb calves 3450.00-3700.00 per pair

NORTHEAST MISSOURI WEEKLY SUMMARY

(Bowling Green, Kingdom City, Palmyra)

Receipts: 4,591 Week ago: 5,237 Year ago: 6,176
Compared to last week, steers under 700 lbs 5.00-15.00 higher, over sharply higher undertone. Heifers under 600 lbs firm to 5.00 higher, over steady to firm. Slaughter cows steady to 5.00 higher.

FEEDER STEERS:
Medium and Large 1

400-500 lbs. 346.00-390.00
500-600 lbs. 286.00-361.50
600-700 lbs. 277.00-320.25
700-800 lbs. 256.00-291.25
900-1000 lbs. 250.35-251.85

FEEDER HEIFERS:
Medium and Large 1

400-500 lbs. 306.00-347.50
500-600 lbs. 263.00-316.00
600-700 lbs. 243.00-284.00
700-800 lbs. 231.50-254.75

SLAUGHTER BULLS: Yield Grade 1-2 1400-2150 lbs 150.00-168.00; high dressing 160.00-180.00; low dressing 90.00-104.00

SLAUGHTER COWS: Breaking and Boning, (70-85% lean) 120.00-134.50; high dressing 132.00-147.00; low dressing 111.00-125.00. Lean (85-90%) 106.00-120.00.

SLAUGHTER STEERS: Choice 2-3 186.50-189.00. Select and Choice 2-3 181.00-183.00

SLAUGHTER HEIFERS: Choice 2-3 186.50-191.00

BRED COWS:
No sales reported

COW/CALF PAIRS:
No sales reported

NORTH CENTRAL MISSOURI WEEKLY SUMMARY

(Macon, Unionville, Green City, New Cambria)

Receipts: 300 Week ago: 6,424 Year ago: 1,780
No feeder sales this week.

*Some sale barns on a bi-weekly schedule and may not have a sale each week.

FEEDER STEERS:
Medium and Large 1

400-500 lbs. No sales reported
500-600 lbs. No sales reported
600-700 lbs.
700-800 lbs.
850-900 lbs.
900-950 lbs.

FEEDER HEIFERS:
Medium and Large 1

300-400 lbs. No sales reported
400-500 lbs. No sales reported
500-600 lbs.
600-700 lbs.
700-750 lbs.

SLAUGHTER BULLS: Yield Grade 1-2 1590-2255 lbs. 160.00-169.00; high dressing 171.00-180.00

SLAUGHTER COWS: Breaking and Boning (70-85% lean) 122.00-132.00, high dressing 133.00-148.50; low dressing 115.00-118.00. Lean (85-90%) 110.00-121.00

BRED COWS: Medium and Large 1 2-8 yrs 1000-1310 lbs 1st and 2nd stage 2300.00-2700.00 per head

COW/CALF PAIRS: Medium and Large 1 & 1-2 2-8 yrs 950-1300 lbs baby to 300 lb calves 2700.00-3600.00 per pair

SOUTHEAST MISSOURI WEEKLY SUMMARY

(Jackson and Farmington)

Receipts: 1,282 Week ago: 1,727 Year ago: 1,050
 Compared to last week, steers and heifers sold uneven, from 17.00 lower to 9.00 higher. Slaughter cows sold 3.00-8.00 higher, bulls sold 3.00-5.00 higher.

FEEDER STEERS:
 Medium and Large 1

300-400 lbs.	330.00-372.00
400-500 lbs.	307.50-372.00
500-600 lbs.	290.00-330.00
600-700 lbs.	250.00-296.00
700-800 lbs.	220.00-252.00
800-900 lbs.	217.00-239.00

FEEDER HEIFERS:
 Medium and Large 1

300-400 lbs.	272.50-337.50
400-500 lbs.	250.00-328.00
500-600 lbs.	235.00-282.00
600-700 lbs.	227.00-266.00
700-800 lbs.	210.00-235.00

SLAUGHTER BULLS: Yield Grade 1-2 1170-2295 lbs 138.00-145.00, high dressing 144.00-171.00

SLAUGHTER COWS: Breaking and Boning (75-85% lean) 110.00-128.00; high dressing 127.00-149.50. Lean (85-90% lean) 84.00-117.00

BRED COWS: Medium and Large 2 2-8 yrs 1030-1100 lbs 2nd and 3rd stage 1450.00-1475.00 per head

COW & CALF PAIRS: scarce

EAST CENTRAL MISSOURI WEEKLY SUMMARY

(Cuba, Vienna)

Receipts: 3,262 Week ago: 3,105 Year ago: 4,425
 Compared to last week, steers sold steady to 5.00 higher, heifers sold 2.00 to 10.00 higher. Slaughter cows sold 3.00 to 10.00 higher.

FEEDER STEERS:
 Medium and Large 1

300-400 lbs.	275.00-390.00
400-500 lbs.	325.00-388.00
500-600 lbs.	307.00-353.00
600-700 lbs.	270.00-294.00
700-800 lbs.	248.00-289.00
800-900 lbs.	235.00-250.25

FEEDER HEIFERS:
 Medium and Large 1

300-400 lbs.	330.00-356.00
400-500 lbs.	301.00-349.00
500-600 lbs.	266.00-312.00
600-700 lbs.	244.00-277.00
700-800 lbs.	218.00-254.00

SLAUGHTER BULLS: Yield Grade 1-2 1150-2375 lbs 157.00-178.00; high dressing 187.50-197.00; low dressing 127.50-150.00

SLAUGHTER COWS: Breaking and Boning, (70-85% lean) 127.00-139.00; high dressing 139.50-151.00. Lean (85-90%) 118.00-131.00

BRED COWS: Medium and Large 1-2 few 2-8 yrs 940-1385 lbs 2nd and 3rd stage 1800.00-2250.00 per head

COW & CALF PAIRS: Medium and Large 1-2 2-4 yrs 825-950 lbs with calves 150-300 lbs 2750.00-2925.00 per pair.

NORTHWEST MISSOURI WEEKLY SUMMARY

(Tina)

Receipts: 1,449 Week Ago: 1,869 Year Ago: 2,262
 Compared to last week, feeders under 450 lbs sold 5.00-10.00 higher, over steady to a limited supply. Slaughter cows 1.00 to 3.00 higher.

FEEDER STEERS:
 Medium and Large 1

300-400 lbs.	395.00-440.00
400-500 lbs.	353.00-413.00
500-600 lbs.	322.50-349.00
600-700 lbs.	294.00-309.00
Pkg 762 lbs.	262.50

FEEDER HEIFERS:
 Medium and Large 1

300-400 lbs.	330.00-365.00
400-500 lbs.	310.00-325.00
500-550 lbs.	282.00-284.00
Pkg 602 lbs.	292.00
700-750 lbs.	243.00-250.00

SLAUGHTER BULLS: Yield Grade 1-2 1250-2030 lbs 154.50-168.00, high dressing ind 183.00.

SLAUGHTER COWS: Breaking and Boning, (70-85% lean) 118.00-137.00, high dressing 135.00-148.00. Lean (85-90%) 112.00-124.00

BRED COWS: Medium and Large 1-2 2-8 yrs 1050-1300 lbs 2nd and 3rd stage 1775.00-2750.00 per head

COW/CALF PAIRS: Medium and Large 1-2 2-8 yrs 1050-1300 lbs baby to 300 lb calves 2100.00-3750.00 per pair.

AFTERNOON NATIONAL SLAUGHTER CATTLE REVIEW

Thus far for Friday in the Texas Panhandle negotiated cash negotiated cash trade has been mostly inactive on light demand. On Thursday in the Texas Panhandle live FOB purchases traded at 187.00. In Kansas, Nebraska and the Western Cornbelt negotiated cash trade has been slow on light demand. Compared to Thursday in Kansas live FOB purchases traded steady at 187.00. On Thursday in Nebraska, live FOB purchases traded at 192.00, with a few purchases up to 193.50 and dressed delivered purchases traded at 304.00, with a few up to 305.00. On Thursday in the Western Cornbelt, live FOB purchases at 192.00, with a few up to 193.00. Last week dressed delivered purchases traded at 300.00, with a few up to 306.00.

Negotiated Cash Sales:					
Confirmed:	4,925	Week Ago:	41,292	Year Ago:	3,029
Week to date:	63,174	Week Ago:	46,976	Year Ago:	94,733

Live Basis	Steers	Heifers
Over 80% Choice	187.00-192.00 avg 190.10	187.00-191.00 avg 188.19
65-80% Choice	187.00-187.00 avg 187.00	187.00-187.00 avg 187.00
35-65% Choice	-	-
0-35% Choice	-	-
Total All Grades	187.00-192.00 avg 189.63	187.00-191.00 avg 187.73
Dressed Basis		
Over 80% Choice	300.00-304.00 avg 302.00	304.00-304.00 avg 304.00
65-80% Choice	-	-
35-65% Choice	-	-
0-35% Choice	-	-
Total All Grades	300.00-304.00 avg 302.00	304.00-304.00 avg 304.00

All Beef Type Steers/Heifers	Head	Avg Wt	Price Range	Wtd Avg
Live FOB	3356	1412.10	186.00-192.50	189.08
Live Del	472	1408.7	191.00-192.00	191.84
Dressed Del	1065	897.40	300.00-305.00	302.82
Dressed FOB	-	-	-	-

WEEKLY COMMODITY FUTURES TRENDS

Compared to last week, Live Cattle 1.55 to 2.65 higher, Lean Hogs 0.28 to 2.83 lower, Feeder Cattle 0.37 to 1.68 higher.

Daily Futures Closes

	Mon.	Tues.	Wed.	Thu.	Fri.
Cattle					
Jun	181.74	182.97	184.17	183.52	183.70
Aug	178.55	180.42	181.67	181.07	181.12
Oct	181.82	183.15	184.65	184.07	183.95
Dec	186.05	187.05	188.25	187.82	187.70
Feb	189.27	190.17	191.25	190.80	190.67
Lean Hogs					
Jun	96.92	96.40	95.40	94.52	94.27
Jul	99.95	99.32	98.12	97.47	97.22
Aug	99.20	98.57	97.55	97.02	96.90
Oct	84.12	84.02	83.50	82.97	83.00
Dec	77.00	77.00	76.80	76.32	76.47
Fdr Cat					
May	246.70	248.95	250.37	250.32	—
Aug	258.47	259.82	262.90	261.45	260.22
Sep	259.65	261.12	263.75	262.72	261.75
Oct	260.25	261.70	264.20	263.32	262.50
Nov	259.65	261.20	263.67	262.87	262.20
Milk					
May	18.71	18.68	18.64	18.57	18.57
Jun	21.33	20.48	19.95	19.96	19.89
Jul	20.77	20.02	19.87	19.99	20.06

WEEKLY COMMODITY GRAIN FUTURES TRENDS

Compared to last week, Soybeans 0.17 to 0.20 higher, Wheat 0.33 to 0.46 higher, Corn 0.09 to 0.12 higher, KC Wheat 0.48 to 0.60 higher, Soybean Meal 12.20 to 17.70 higher.

Daily Grain Futures Closes

	Mon.	Tues.	Wed.	Thu.	Fri.
Soybeans					
Jul	1248	1236 1/4	1246 1/4	1239 1/4	1248
Aug	1243	1234	1243 1/4	1237 3/4	1245
Sep	1220 1/2	1215	1222 1/2	1219	1224 3/4
Nov	1216 3/4	1213	1218 1/4	1216	1219 1/2
Jan	1227 3/4	1224 1/4	1229	1226 3/4	1230 3/4
Wheat					
Jul	688 3/4	697 1/2	693	698	697 1/4
Sep	708 3/4	714 1/2	712 3/4	718	717 1/2
Dec	731 1/2	739 3/4	734	738 1/2	739 1/4
Mar	749 1/2	756 1/2	749 1/2	753	754 1/2
May	755 1/4	760 3/4	753 1/4	754 3/4	756 1/2
Corn					
Jul	460 1/2	458	461 1/4	464	464 3/4
Sep	471	468 1/2	470 1/4	473 1/4	474 1/2
Dec	484 1/4	482 1/4	484	486 1/2	488 1/4
Mar	496 3/4	495 1/4	496 3/4	498 3/4	500 1/4
May	504 1/2	503	504	505 3/4	507
KC Wheat					
Jul	696 3/4	701 1/2	699 1/2	710 3/4	721 1/4
Sep	710 3/4	716 1/4	713 3/4	724 1/2	735 3/4
Dec	731 1/4	737	733 1/2	742 1/2	753 1/4
Mar	747 1/2	752 1/2	748 1/2	756 3/4	766 1/2
May	753	756 3/4	752 1/4	759	767 1/2
SB Meal					
Jul	374.10	372.30	378.20	376.70	386.50
Aug	370.90	368.60	373.80	372.90	380.60
Sep	368.60	366.90	371.20	371.10	377.80
Oct	367.00	366.00	369.90	370.30	376.00
Dec	369.20	368.60	372.30	373.40	378.70

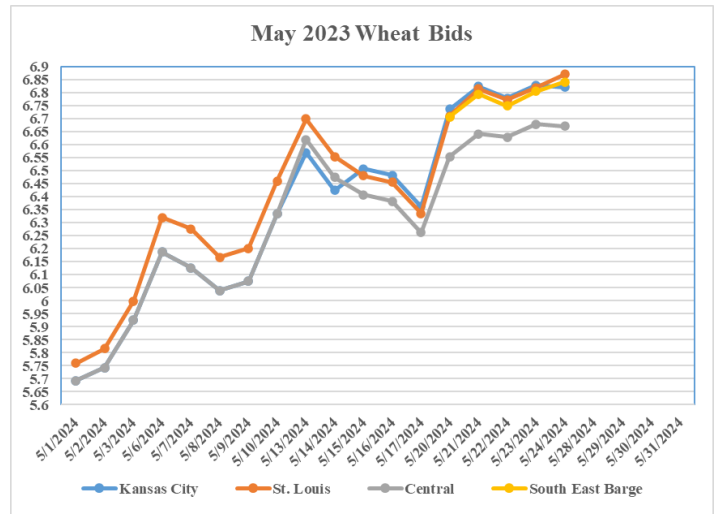
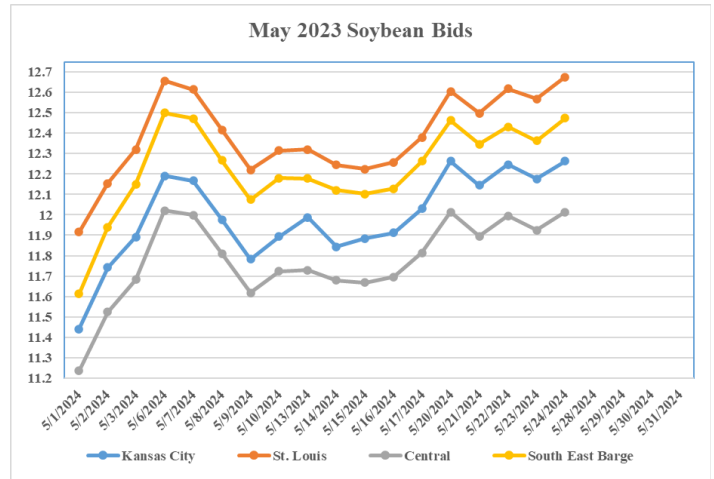
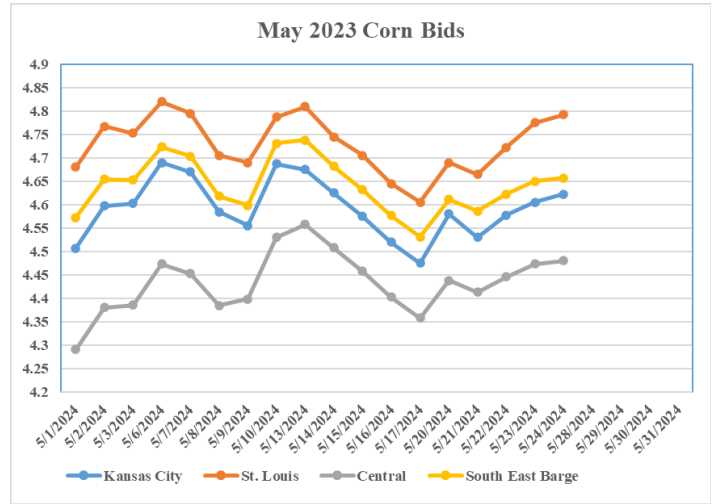
MISSOURI GRAIN WEEKLY TRENDS

Compared to last week, Soybeans 0.20 to 0.30 higher, Wheat 0.48 to 0.57 higher, Corn 0.12 to 0.17 higher, Sorghum 0.12 higher,

Area	#1 Soybeans	#2 Soft Wheat	#2 Corn	#2 Grain Sorghum
Kansas City				
Friday**	11.78-12.18	6.36	4.37-4.57	4.62
Monday	11.98-12.48	6.73	4.45-4.70	4.70
Tuesday	11.86-12.36	6.82	4.43-4.63	4.68
Wednesday	11.96-12.46	6.78	4.46-4.69	4.71
Thursday	11.89-12.39	6.83	4.49-4.72	4.74
Friday	11.98-12.48	6.82	4.49-4.74	4.74
St. Louis				
Friday**	12.37-12.39	6.28-6.41	4.60	4.97
Monday	12.60-12.61	6.65-6.78	4.68-4.69	5.05
Tuesday	12.49-12.50	6.74-6.87	4.66-4.67	5.03
Wednesday	12.61-12.62	6.70-6.83	4.71-4.73	5.06
Thursday	12.56-12.57	6.75-6.88	4.77-4.78	5.09
Friday	12.67-12.68	6.85-6.89	4.79	5.09
Central				
Friday**	11.78-11.83	6.21-6.31	4.32-4.37	---
Monday	11.98-12.03	6.38-6.68	4.40-4.45	---
Tuesday	11.86-11.91	6.47-6.77	4.38-4.43	---
Wednesday	11.96-12.01	6.43-6.73	4.41-4.46	---
Thursday	11.89-11.94	6.48-6.78	4.44-4.49	---
Friday	11.98-12.03	6.47-6.77	4.47-4.49	---
S.E. MO				
Friday**	12.24-12.31	---	4.49-4.57	---
Monday	12.44-12.51	6.66-6.73	4.57-4.65	---
Tuesday	12.32-12.39	6.75-6.82	4.55-4.63	---
Wednesday	12.38-12.49	6.71-6.78	4.59-4.66	---
Thursday	12.31-12.42	6.76-6.83	4.64-4.67	---
Friday	12.40-12.58	6.81-6.87	4.64-4.67	---

(PRICES PER BUSHEL) *NEW CROP **PREVIOUS WEEK'S PRICES
*Bids calculated using Kansas City, St. Louis, and St. Joseph bids

MONTHLY GRAIN CROP



*Axis value ranges may be updated to reflect data points.

**WHOLESALE FEEDSTUFFS PRICES
(DOLLARS PER TON-BULK BASIS)**

Area	Soybean Hulls Pellets	Soybean Meal 46.5-48%	Corn Gluten Pellets 21%	Wheat Middlings
Kansas City	122.50	400.50	175.00	83.33
St. Louis	n/a	n/a	182.50	101.67

MISSOURI CROP PROGRESS AND CONDITION

There were 2.0 days suitable for fieldwork in the week ending May 19, 2024. Statewide, the average temperature was 68.6 degrees, 3.9 degrees above normal. Precipitation averaged 1.55 inches, 0.40 inches above normal. Topsoil moisture supply was rated 1 percent short, 72 percent adequate, and 27 percent surplus. Subsoil moisture supply was rated 7 percent short, 82 percent adequate, and 11 percent surplus. Corn planted reached 76 percent, compared to the 5-year average of 81 percent. Corn emerged reached 61 percent, equal to the 5-year average. Corn condition was rated 2 percent very poor, 8 percent poor, 31 percent fair, 51 percent good, and 8 percent excellent. Soybeans planted reached 42 percent, compared to the 5-year average of 36 percent. Soybeans emerged reached 31 percent, compared to the 5-year average of 19 percent. Cotton planted reached 75 percent, compared to the 5-year average of 55 percent. Cotton emerged reached 60 percent. Cotton condition was rated 4 percent very poor, 5 percent poor, 19 percent fair, and 72 percent good. Rice planted reached 91 percent, compared to the 5-year average of 78 percent. Rice emerged reached 84 percent, compared to the 5-year average of 57 percent. Rice condition was rated 5 percent poor, 15 percent fair, 72 percent good, and 8 percent excellent. Winter wheat headed reached 95 percent, compared to the 5-year average of 80 percent. Winter wheat condition was rated 3 percent poor, 18 percent fair, 71 percent good, and 8 percent excellent.

	Week Ending			5 year avg
	5/19/24	5/12/24	5/19/23	
Corn Planted	76	72	97	81
Corn Emerged	61	54	85	91
Soybeans Planted	42	36	71	36
Soybeans Emerged	31	25	49	19
Rice Planted	91	87	96	78
Rice Emerged	84	73	83	57
Winter Wheat Headed	95	90	87	80
Alfalfa hay 1st cutting	15	10	17	14
Other hay cut	12	7	8	7

MISSOURI WEEKLY HAY SUMMARY 05/23/24

Farmers managed to get back into fields this past week. Planting was priority for most although there was some haying done by those brave enough to not look at the weather and lucky enough to not have a rain pop up over their fields. Despite some delays over the last couple of weeks hay progress is running just slightly ahead of the five-year average in the state. Although there is some hay moving overall movement is slow and demand is light which is fairly typical for this time of year. The supply of hay is light to moderate, and prices are mostly steady. The Missouri Department of Agriculture has a hay directory at <https://apps.mda.mo.gov/haydirectory> or visit the University of Missouri Extension feed stuff finder at <https://feedstufffinder.org>

- Alfalfa - Supreme 250.00-350.00, small square 10.00-15.00 per bale
- Alfalfa - Premium 200.00-275.00
- Alfalfa - Good 150.00-200.00, small square 5.00-10.00 per bale
- Alfalfa - Fair 125.00-150.00
- Mixed grass - Good/Premium 150.00-225.00
- Mixed grass-Fair/Good 100.00-175.00, small square 5.00-11.00 per bale
- Mixed grass - Fair 45.00-75.00 per large round bale
- Wheat straw - 4.00-7.00 per small square bale

Please Note: The above volumes (tonnage, acres, and bales) listed are for confirmed trades only, it does not include estimated volume (tonnage) for bids or offers to the trade. List your hay for sale at: [Hay Listing Online Form](#). Explanation of Hay Quality Guidelines: [Hay Quality Designation Guidelines](#). Glossary of Terms: [Livestock, Poultry, & Grain Hay Terms](#)

MISSOURI WEEKLY SHEEP/GOAT AUCTION SUMMARY

Week ending 5/18/24
 Receipts: 1,705 Week Ago: 3,044 Last Year: 2,202

SHEEP: Feeder Lambs: Medium and Large 1-2 30-40 lbs 200.00-217.50. Small and Medium 1-2 hair 25-38 lbs 185.00-220.00; 40-50 lbs 200.00-227.50. Slaughter Lambs: Choice and Prime 1-2 woolled 45-80 lbs 200.00-212.00; hair 28-65 lbs 200.00-225.00; 70-85 lbs 150.00-220.00. Choice and Prime 1-2 hair 50-70 lbs 217.50-252.50; 70-90 lbs 210.00-232.50, fancy 240.00-267.50. Choice 1-3 hair 50-60 lbs 202.50-222.50; 70-85 lbs 150.00-175.00. Ewes Utility and Good 2 75-175 lbs 80.00-130.00. Utility and Good 2-3 84-225 lbs 52.00-87.00. Good 2-3 hair 90-95 lbs 130.00-135.00. Utility and Good 1-2 hair 73-180 lbs 102.00-122.50. Bucks hair and wool 140-285 lbs 90.00-117.00. Replacement Ewes: 2-4 yrs 85-140 lbs exposed 140.00-160.00.

GOATS: Feeder Kids Selection 1 40-50 lbs 302.00-375.00, replacement 385.00-550.00. Selection 1-2 30-35 lbs 205.00-230.00. Selection 2 22-40 lbs 202.50-262.50. Selection 3 27-47 lbs 160.00-192.50. Slaughter Kids: Selection 1 50-85 lbs 300.00-395.00, fancy 455.00-530.00. Selection 1-2 40-84 lbs 200.00-275.00. Selection 2 60-65 lbs 250.00-275.00. Selection 3 55-60 lbs 175.00-195.00. Nannies Selection 1-2 80-128 lbs 82.00-147.50. Replacement Nannies Selection 1-2 2-4 yrs 80-125 lbs exposed 137.00-212.00.

Explanatory Notes: Stage - Represents estimated lambing/kidding period (Open, Exp=exposed, Bred, Fall = Sep-Nov, Win = Dec-Feb, Spr = Mar-May, Sum=Jun-Aug; w/s = woolled and shorn; /hd= per head; /fam=per family
 All price CWT unless otherwise noted.

MISSOURI DROUGHT MONITOR

Date	None	D0	D1	D2	D3	D4
5/21/24	88.20	6.34	5.46	0.0	0.0	0.0
5/14/24	82.02	9.82	8.12	0.04	0.0	0.0
5/23/23	39.02	23.36	24.74	12.16	0.72	0.0

Reflects percentage of Missouri impacted by drought. D0 Abnormally Dry; D1 Moderate Drought; D2 Severe Drought; D3 Extreme Drought; D4 Exceptional Drought

NATIONAL DIRECT DELIVERED FEEDER PIG REPORT

05/24/24 Receipts: 119,819 Week ago: 127,823 Year Ago: 81,143
 Early weaned pigs and feeder pigs 3.00 lower.
 Cash 72,673 head 31.00-47.00, weighted average 40.32.
 Formula 27,981 head 39.81-54.80, weighted average 44.58
 Feeder pigs 40 pounds basis:
 Cash 19,165 head 56.00-75.00, weighted average 65.60

NATIONAL DAILY DIRECT PRIOR DAY HOG REPORTS FOR 05/24/24

BARROWS AND GILTS (Carcass Basis): 1,184 head
 Base Carcass Price 86.00-90.00, weighted average 87.55
SOWS (Live Basis): 7,050 head
 300-500 lbs. 22.00-57.00
 Over 500 lbs. 33.00-63.00

MISSOURI WEEKLY DIRECT SLAUGHTER CATTLE REPORT 05/24/24

Weekly Receipts: 520 Week ago: 240 Year ago: 320
 Trading as of Friday morning, flat dressed sales 2.00-4.00 higher.
 Grid dressed sales 4.00 higher.

LIVE STEERS & HEIFERS: No sales reported
DRESSED STEERS & HEIFERS: 5 loads Thursday 302.00

GRADE AND WEIGHT (Grid): Late last Friday 3 loads 303.00
 5 loads Thursday 307.00

Click here for the current [National Crop Progress](#)
 Click here for the current [Missouri Crop Progress](#)
 The current hay directory can be found at: [Hay Directory](#).