

Weekly Market Summary

Published by:
Missouri Department of Agriculture
Ag Business Development Division
Market News Program



Chris Chinn, Director
 Jill Wood, Division Director
 Tony Hancock, Editor
<http://www.ams.usda.gov/marketnews.htm>
[agmarketnews.mo.gov](http://www.ams.usda.gov/marketnews.htm)

Michael L. Parson, Governor

Volume XLIV, Number 22 ♦ P.O. Box 630, Jefferson City, MO 65102 ♦ (573) 751-4211 ♦ Mon, Jun 03, 2024

MISSOURI WEEKLY FEEDER CATTLE WEIGHTED AVERAGE REPORT

Feeder Cattle Receipts: 9,027 Week ago: 30,655 Year ago: 13,264
 Steers and Heifers Medium and Large 1—Weighted average weights and prices

STEERS: Medium and Large 1

313 lbs. 388.28 529 lbs. 327.14 721 lbs. 268.64 900 lbs. 256.35
 371 lbs. 372.51 573 lbs. 321.09 765 lbs. 264.80 1008 lbs. 218.37
 425 lbs. 352.85 624 lbs. 300.96 816 lbs. 257.75
 474 lbs. 351.12 666 lbs. 287.36 893 lbs. 253.39

HEIFERS: Medium and Large 1

322 lbs. 350.19 522 lbs. 299.10 725 lbs. 257.68
 388 lbs. 339.07 568 lbs. 274.72 875 lbs. 209.50
 428 lbs. 325.08 626 lbs. 260.74
 475 lbs. 303.83 659 lbs. 258.48

MISSOURI STEER (HEIFER) STOCKER FORMULA 06/03/2024

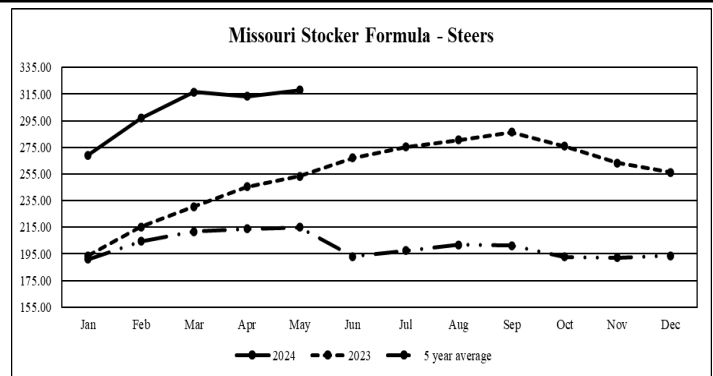
Monday's Missouri Stocker formula consists of **1882 (1731)** head with a weighted average weight of **549.71 (527.17)** lbs. and a price value of **313.04 (281.85)**, 4.23 lower (0.03 higher) than last week.

This a rolling seven day calculated weighted value which combines all Feeder Steers reported by MDA/USDA Market News Service weighing from 400-649 lbs. in the Medium and Large 1 and Medium and Large 1-2 frame and muscle classifications, including all comment cattle except Brahman X. Heifer values are in parentheses.

MISSOURI WEEKLY CATTLE AUCTION SUMMARY

Total Receipts: 11,405 Week Ago: 36,118 Year Ago: 19,068

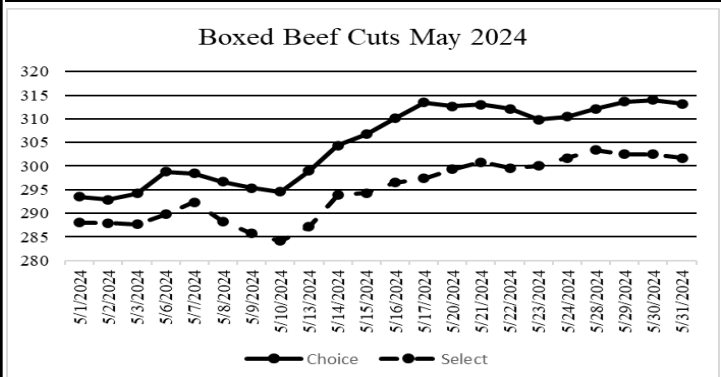
Compared to last week, not enough feeders in most weights and grades to provide a test to the market on the shorten holiday week. Near half of the sales in the state remained dark and several others had light volume. There were some full load lots of heavy with yearlings both on the steer and heifer side that sold firm to 5.00 higher. Rains over the weekend once again caused some flooding in a few areas in southern Missouri, North of Mountain Grove in Wright County totals reached 6-7 inches in a 12 hour period putting many pastures and hayfields underwater along with causing many roads to be impassable for a short time. Farmers made good use of the dry days however as most areas didn't receive enough to keep them out of the fields for long if at all. Planters were running as producers tried to finish planting and haying was being done where fields allowed without tracking to much. A few notable sales of yearling cattle this week included a load of 839 lb. steers at Kingsville Livestock Market which sold for 263.00. Unionville Livestock Market had 3 loads of reputation steers weighting just a couple lbs. on either side of 900 which sold from 254.10 to 258.00. Ozarks Regional Stockyards which is a long ways from any corn fields in any direction sold 3 loads of steers just a few lbs. in to the 8's which sold from 256.00-257.00. On the heifer side of the market Kingsville Livestock Market sold 3 loads of 700-720 lb. heifers from 260.00-264.25. Boxed beef cutouts were near steady to slightly higher this week, choice closed on Friday at 313.20, up 2.75 and select closed at 301.712, down 0.01 compared to last week. Negotiated feedlot sales as of the Friday afternoon report totaled about 55K head. Live sales were reported mostly from 186.00-192.00 and dressed sales 301.00-304.00. The Missouri Stocker formula consists of 1882 head with a weighted average weight of 549.71 lbs. and a price value of 313.04, 4.23 lower than a week ago. The steer/heifer spread is 31.19.



*Graph is updated the first Monday of each month. Axis value ranges may be updated to reflect data points.

NATIONAL BOXED BEEF CUTOUT/BOXED BEEF CUTS

DATE	CHOICE	SELECT	TOTAL LOADS
5/27	Holiday	Holiday	
5/28	312.12	303.43	117
5/29	313.62	302.45	140
5/30	314.04	302.52	137
5/31	313.20	301.71	127
5 Day Simple Average	312.69	302.37	



*Axis value ranges may be updated to reflect data points.

WEEKLY LIVESTOCK SLAUGHTER 06/01/24

	CATTLE	HOGS	SHEEP
Week to Date:	540,000	2,155,000	30,000
Last Week:	607,000	2,362,000	33,000
Last Year:	568,423	2,024,938	32,514

The Weekly Market Summary, as well as historical summaries, are available on our website <https://agmarketnews.mo.gov/summaries>
 Market News Hotline: 1-573-522-9244

SOUTHWEST MISSOURI WEEKLY SUMMARY

(Joplin and Springfield)

Receipts: 1,802 Week ago: 12,020 Year Ago: 1,966
Compared to last week, steers under 700lbs sold unevenly steady from 2.00 higher to 3.00 lower. Heifers were mostly 3.00 to 6.00 higher. Slaughter cows and bulls sold steady to 2.00 higher.

FEEDER STEERS:
Medium and Large 1

350-400 lbs. 365.00-377.00
400-500 lbs. 326.00-347.50
500-600 lbs. 300.00-319.00
600-700 lbs. 280.00-303.50
700-800 lbs. 252.75-260.00

FEEDER HEIFERS:
Medium and Large 1

300-400 lbs. 325.00-360.00
400-500 lbs. 291.00-321.00
500-600 lbs. 270.00-287.00
600-700 lbs. 252.50-262.00

FEEDER HOLSTEIN STEERS
Large 3

400-500 lbs. Scarce
500-600 lbs.
600-700 lbs.
700-800 lbs.

SLAUGHTER COWS: Breaking and Boning (70-85% lean) 120.00-137.00; high dressing 134.00-151.00; low dressing 114.00-120.00. Lean (85-90%) 114.00-125.00.

SLAUGHTER BULLS: Yield Grade 1-2 1280-2395 lbs. 154.50-173.00; high dressing 174.00-200.00; low dressing 135.00-153.00

BRED COWS: Medium and Large 1-2 2-8 yrs 945-1186 lbs 2nd and 3rd stage 1700.00-2275.00 per head

COW & CALF PAIRS: Medium and Large 1-2 few 2-8 yrs 1085-1160 lbs calves over 300 lbs 2650.00-3000.00 per pair.

BRED HEIFERS: Scarce

SOUTH CENTRAL MISSOURI WEEKLY SUMMARY

(West Plains, Phillipsburg)

Receipts: 3,902 Week ago: 6,718 Year Ago: 4,232
Compared to last week, early week feeder sales were steady to 4.00 higher, late week steers sold 3.00 to 9.00 higher, heifers sold 10.00-20.00 lower. Slaughter cows and bulls sold steady to 4.00 higher.

FEEDER STEERS:
Medium and Large 1

300-400 lbs. 362.50-411.00
400-500 lbs. 350.00-384.00
500-600 lbs. 303.00-345.00
600-700 lbs. 277.00-310.00
700-800 lbs. 257.00-275.00
800-900 lbs. 241.00-257.00

FEEDER HEIFERS:
Medium and Large 1

400-500 lbs. 272.00-325.00
500-600 lbs. 264.00-303.00
600-700 lbs. 250.00-260.00
700-750 lbs. 224.00-239.00
Lot 875 lbs. 209.50

FEEDER HOLSTEIN STEERS:
Large 3

Scarce

SLAUGHTER COWS: Breaking and Boning (70-85% lean) 121.00-137.00, high dressing 134.50-153.50; low dressing 109.00-129.00. Lean (85-90%) 110.00-130.00

SLAUGHTER BULLS: Yield Grade 1-2 1300-2570 lbs. 153.00-170.00; high dressing 170.00-185.00; low dressing 135.00-151.00

BRED COWS: Medium and Large 1-2 2-8 yrs 980-1465 2nd and 3rd stage 1650.00-2775.00 per head

COW & CALF PAIRS: Medium 1 2-8 yrs 1120-1340 lbs with 150-300 lb calves 2400.00-2850.00 per pair

WEST CENTRAL MISSOURI WEEKLY SUMMARY

(Kingsville, Windsor, Butler)

Receipts: 3,561 Week ago: 6,162 Year ago: 6,409
Compared to last week, steers and heifers sold steady to 10.00 higher. Slaughter cows sold firm to 4.00 higher.

FEEDER STEERS:
Medium and Large 1

400-500 lbs. 310.00-385.00
500-600 lbs. 277.00-370.00
600-700 lbs. 278.50-319.00
700-800 lbs. 263.00-279.50
800-850 lbs. 263.00-263.75

FEEDER HEIFERS:
Medium and Large 1

400-500 lbs. 280.00-353.00
500-600 lbs. 256.00-315.00
600-700 lbs. 253.00-278.00
700-750 lbs. 255.50-264.25

SLAUGHTER BULLS: Yield Grade 1-2 1100-2085 lbs 152.50-174.00; high dressing 181.00-191.00

SLAUGHTER COWS: Breaking and Boning (70-85% lean) 120.00-145.00, high dressing 137.00-160.00. Lean (85-90%) 105.00-126.00

BRED COWS: Scarce

COW & CALF PAIRS: Scarce

NORTHEAST MISSOURI WEEKLY SUMMARY

(Bowling Green, Kingdom City, Palmyra)

Receipts: 494 Week ago: 4,925 Year ago: 1,897
Compared to last week, very light receipts this week due to early week sales being shut down for Memorial Day, slaughter cows on a light test sold firm to 3.00 higher.

FEEDER STEERS:
Medium and Large 1

500-500 lbs. 332.00-348.00
600-650 lbs. 300.00-305.00
700-725 lbs. 275.00-276.00
Pkg 888 lbs. 238.00

FEEDER HEIFERS:
Medium and Large 1

500-600 lbs. 267.00-308.00
600-700 lbs. 262.00-269.00
Pkg 753 lbs. 240.00

SLAUGHTER BULLS: Yield Grade 1-2 1470-2060 lbs 159.00-172.00; high dressing 182.00-187.00; low dressing ind 130.00

SLAUGHTER COWS: Breaking and Boning, (70-85% lean) 122.00-132.00; high dressing 131.00-145.00; low dressing 111.50-120.00. Lean (85-90%) 110.00-120.00.

SLAUGHTER STEERS: Choice 1 -3 186.00-189.50.

SLAUGHTER HEIFERS: Select 1 -2 176.50

BRED COWS:
No sales reported

COW/CALF PAIRS:
No sales reported

NORTH CENTRAL MISSOURI WEEKLY SUMMARY

(Macon, Unionville, Green City, New Cambria)

Receipts: 1,646 Week ago: 300 Year ago: 3,911
No sales last week for a price trend
*Some sale barns on a bi-weekly schedule and may not have a sale each week.

FEEDER STEERS:
Medium and Large 1

400-500 lbs. 330.00-389.00
500-600 lbs. 321.00-340.00
600-700 lbs. 284.50-314.00
700-800 lbs. 260.00-265.00
800-900 lbs. 254.10-258.00
Load 900 lbs. 256.35

FEEDER HEIFERS:
Medium and Large 1

400-500 lbs. 290.00-329.00
500-600 lbs. 285.00-315.00
600-700 lbs. 241.00-268.00

SLAUGHTER BULLS: Yield Grade 1-2 1440-1950 lbs. 157.00-181.00; low dressing 150.00-158.00

SLAUGHTER COWS: Breaking and Boning (70-85% lean) 118.00-138.00, high dressing 140.00-148.00. Lean (85-90%) 111.00-122.00

BRED COWS: Medium and Large 1 5 yrs to short and solid 960-1340 lbs 1st and 2nd stage 1425.00-1685.00 per head

HEIFER PAIRS: Medium and Large 1 <2 yrs 1025 lbs 150-300 lb calves 3475.00 per pair

SOUTHEAST MISSOURI WEEKLY SUMMARY

(Jackson and Farmington) w/e 5/24/24

Receipts: 1,282 Week ago: 1,727 Year ago: 1,050

Compared to last week, steers and heifers sold uneven, from 17.00 lower to 9.00 higher. Slaughter cows sold 3.00-8.00 higher, bulls sold 3.00-5.00 higher.

FEEDER STEERS:
Medium and Large 1

300-400 lbs.	330.00-372.00
400-500 lbs.	307.50-372.00
500-600 lbs.	290.00-330.00
600-700 lbs.	250.00-296.00
700-800 lbs.	220.00-252.00
800-900 lbs.	217.00-239.00

FEEDER HEIFERS:
Medium and Large 1

300-400 lbs.	272.50-337.50
400-500 lbs.	250.00-328.00
500-600 lbs.	235.00-282.00
600-700 lbs.	227.00-266.00
700-800 lbs.	210.00-235.00

SLAUGHTER BULLS: Yield Grade 1-2 1170-2295 lbs 138.00-145.00, high dressing 144.00-171.00

SLAUGHTER COWS: Breaking and Boning (75-85% lean) 110.00-128.00; high dressing 127.00-149.50. Lean (85-90% lean) 84.00-117.00

BRED COWS: Medium and Large 2 2-8 yrs 1030-1100 lbs 2nd and 3rd stage 1450.00-1475.00 per head

COW & CALF PAIRS: scarce

EAST CENTRAL MISSOURI WEEKLY SUMMARY

(Cuba, Vienna) w/e 05/24/24

Receipts: 3,262 Week ago: 3,105 Year ago: 4,425

Compared to last week, steers sold steady to 5.00 higher, heifers sold 2.00 to 10.00 higher. Slaughter cows sold 3.00 to 10.00 higher.

FEEDER STEERS:
Medium and Large 1

300-400 lbs.	275.00-390.00
400-500 lbs.	325.00-388.00
500-600 lbs.	307.00-353.00
600-700 lbs.	270.00-294.00
700-800 lbs.	248.00-289.00
800-900 lbs.	235.00-250.25

FEEDER HEIFERS:
Medium and Large 1

300-400 lbs.	330.00-356.00
400-500 lbs.	301.00-349.00
500-600 lbs.	266.00-312.00
600-700 lbs.	244.00-277.00
700-800 lbs.	218.00-254.00

SLAUGHTER BULLS: Yield Grade 1-2 1150-2375 lbs 157.00-178.00; high dressing 187.50-197.00; low dressing 127.50-150.00

SLAUGHTER COWS: Breaking and Boning, (70-85% lean) 127.00-139.00; high dressing 139.50-151.00. Lean (85-90%) 118.00-131.00

BRED COWS: Medium and Large 1-2 few 2-8 yrs 940-1385 lbs 2nd and 3rd stage 1800.00-2250.00 per head

COW & CALF PAIRS: Medium and Large 1-2 2-4 yrs 825-950 lbs with calves 150-300 lbs 2750.00-2925.00 per pair.

NORTHWEST MISSOURI WEEKLY SUMMARY

(Tina) w/e 05/24/24

Receipts: 1,449 Week Ago: 1,869 Year Ago: 2,262

Compared to last week, feeders under 450 lbs sold 5.00-10.00 higher, over steady to a limited supply. Slaughter cows 1.00 to 3.00 higher.

FEEDER STEERS:
Medium and Large 1

300-400 lbs.	395.00-440.00
400-500 lbs.	353.00-413.00
500-600 lbs.	322.50-349.00
600-700 lbs.	294.00-309.00
Pkg 762 lbs.	262.50

FEEDER HEIFERS:
Medium and Large 1

300-400 lbs.	330.00-365.00
400-500 lbs.	310.00-325.00
500-550 lbs.	282.00-284.00
Pkg 602 lbs.	292.00
700-750 lbs.	243.00-250.00

SLAUGHTER BULLS: Yield Grade 1-2 1250-2030 lbs 154.50-168.00, high dressing ind 183.00.

SLAUGHTER COWS: Breaking and Boning, (70-85% lean) 118.00-137.00, high dressing 135.00-148.00. Lean (85-90%) 112.00-124.00

BRED COWS: Medium and Large 1-2 2-8 yrs 1050-1300 lbs 2nd and 3rd stage 1775.00-2750.00 per head

COW/CALF PAIRS: Medium and Large 1-2 2-8 yrs 1050-1300 lbs baby to 300 lb calves 2100.00-3750.00 per pair.

AFTERNOON NATIONAL SLAUGHTER CATTLE REVIEW

Thus far for Friday in the Texas Panhandle negotiated cash has been at a standstill. The most recent market in the Texas Panhandle was Thursday with live FOB purchases at 186.00. In Kansas negotiated cash trading has been slow on light to moderate trade. Compared to Thursday in Kansas Live FOB purchases traded steady at 186.00. In Nebraska and the Western Cornbelt negotiated cash has been moderate on trade and demand. Compared to last week in Nebraska live FOB purchases traded 2.00 lower at 190.00. Compared to last week dressed delivered purchases traded at 3.00 lower 301.00. Compared to last week in the Western Cornbelt live FOB purchases traded steady from 190.00-192.00. Last week dressed delivered purchases traded from 302.00-304.00, on a light test.

Negotiated Cash Sales:					
Confirmed:	35,988	Week Ago:	4,925	Year Ago:	6,315
Week to date:	54,509	Week Ago:	63,174	Year Ago:	83,065

Live Basis	Steers	Heifers
Over 80% Choice	186.00-193.00 avg 190.16	186.00-192.00 avg 189.22
65-80% Choice	186.00-190.00 avg 186.33	186.00-186.50 avg 186.18
35-65% Choice	186.00-186.00 avg 186.00	186.00-186.00 avg 186.00
0-35% Choice	-	-
Total All Grades	186.00-193.00 avg 189.67	186.00-192.00 avg 188.66
Dressed Basis		
Over 80% Choice	2698.00-304.00 avg 300.78	300.00-309.00 avg 302.13
65-80% Choice	301.00-301.00 avg 301.00	301.00-301.00 avg 301.00
35-65% Choice	-	-
0-35% Choice	-	-
Total All Grades	298.00-304.00 avg 300.83	300.00-309.00 avg 301.80

All Beef Type Steers/Heifers	Head	Avg Wt	Price Range	Wtd Avg
Live FOB	21,417	1428.60	186.00-193.00	189.40
Live Del	291	1435.60	190.00-191.50	190.84
Dressed Del	13,254	926.20	298.00-309.00	301.27
Dressed FOB	840	963.10	300.00-304.00	302.44

WEEKLY COMMODITY FUTURES TRENDS

Compared to last week, Live Cattle 2.15 to 3.15 lower, Lean Hogs mixed from 0.40 lower to 0.08 higher. Feeder Cattle 2.42 to 3.82 lower.

Daily Futures Closes

	Mon.	Tues.	Wed.	Thu.	Fri.
Cattle					
Jun	Holiday	184.55	183.35	182.55	181.55
Aug		181.82	180.20	179.77	178.45
Oct		184.40	182.45	182.12	180.80
Dec		188.50	186.50	185.77	184.65
Feb		191.77	189.90	188.75	187.57
Lean Hogs					
Jun	Holiday	93.80	93.77	93.97	94.35
Jul		96.52	96.32	96.95	97.12
Aug		96.10	95.90	96.25	96.50
Oct		82.50	82.25	82.42	82.90
Dec		76.40	76.05	76.20	76.52
Fdr Cat					
Aug	Holiday	264.60	260.25	259.07	256.40
Sep		265.70	261.80	260.67	258.12
Oct		266.25	262.55	261.45	258.97
Nov		265.62	262.25	261.22	258.85
Jan		263.02	259.92	259.15	257.05
Milk					
May	Holiday	18.55	18.54	18.57	18.63
Jun		19.47	19.32	19.36	19.47
Jul		19.62	19.91	19.86	20.31

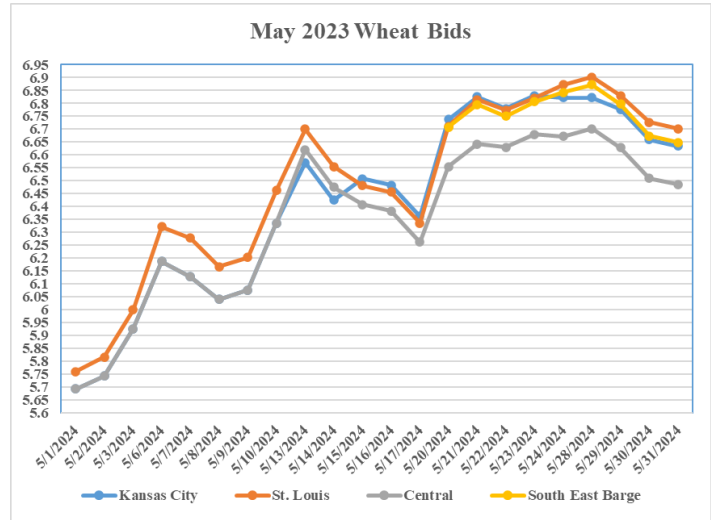
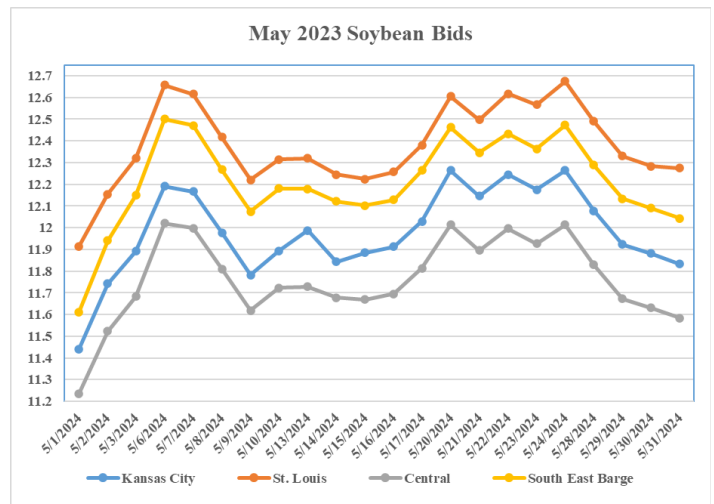
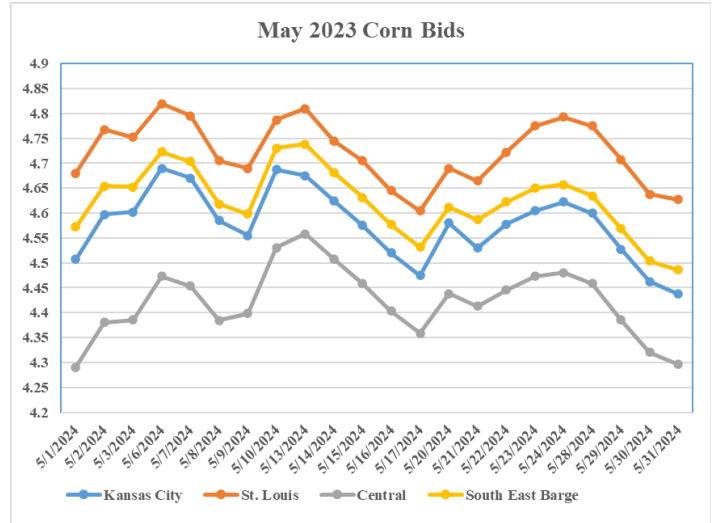
WEEKLY COMMODITY GRAIN FUTURES TRENDS

Compared to last week, Soybeans 0.35 to 0.43 lower, Wheat 0.11 to 0.18 lower, Corn 0.19 to 0.21 lower, KC Wheat 0.10 to 0.13 lower, Soybean Meal 19.30 to 22.60 lower.

Daily Grain Futures Closes

	Mon.	Tues.	Wed.	Thu.	Fri.
Soybeans					
Jul	Holiday	1229 1/2	1214	1209 3/4	1205
Aug		1229	1213 3/4	1208	1203 1/2
Sep		1212 1/2	1197	1189 1/4	1184 1/2
Nov		1210 1/2	1196 3/4	1190	1184 1/2
Jan		1222 1/2	1210	1202 3/4	1197 1/2
Wheat					
Jul	Holiday	700 1/4	692 1/4	681	678 1/2
Sep		720 1/2	713 3/4	702 1/2	699 1/2
Dec		742 1/4	736 1/4	725 1/2	723 1/2
Mar		757	752 1/4	741 3/4	740 1/4
May		759	756 1/4	747 1/4	746 1/2
Corn					
Jul	Holiday	462 1/2	455 1/4	448 3/4	446 1/4
Sep		471 1/2	465	457 3/4	454
Dec		485 1/4	478 3/4	471	467
Mar		497 3/4	491 3/4	484	479 1/2
May		505	499 1/2	491 3/4	487
KC Wheat					
Jul	Holiday	731 1/4	719 3/4	709 1/2	708 3/4
Sep		744 3/4	733 3/4	723 1/2	723 1/2
Dec		761	750 1/4	741	741 3/4
Mar		772 3/4	762	753 1/4	754 3/4
May		772 1/2	763 3/4	755 1/2	757 1/2
SB Meal					
Jul	Holiday	376.60	369.10	363.60	364.70
Aug		371.60	363.40	358.60	358.00
Sep		370.20	361.80	357.50	355.90
Oct		369.40	361.20	357.60	355.70
Dec		372.40	364.60	361.50	359.40

MONTHLY GRAIN CROP



*Axis value ranges may be updated to reflect data points.

MISSOURI GRAIN WEEKLY TRENDS

Compared to last week, Soybeans 0.33 to 0.43 lower, Wheat 0.18 to 0.19 lower, Corn 0.15 to 0.18 lower, Sorghum 0.18 lower.

Area	#1 Soybeans	#2 Soft Wheat	#2 Corn	#2 Grain Sorghum
Kansas City				
Friday**	11.98-12.48	6.82	4.49-4.74	4.74
Monday	Holiday	Holiday	Holiday	Holiday
Tuesday	11.79-12.29	6.85	4.47-4.72	4.72
Wednesday	11.64-12.14	6.77	4.40-4.65	4.65
Thursday	11.59-12.09	6.66	4.33-4.58	4.58
Friday	11.55-12.05	6.63	4.31-4.56	4.56
St. Louis				
Friday**	12.67-12.68	6.85-6.89	4.79	5.09
Monday	Holiday	Holiday	Holiday	Holiday
Tuesday	12.48-12.49	6.88-6.92	4.77	5.07
Wednesday	12.32-12.34	6.81-6.84	4.70-4.71	5.00
Thursday	12.27-12.28	6.71-6.74	4.63	4.93
Friday	12.27-12.28	6.68-6.71	4.62-4.63	4.91
Central				
Friday**	11.98-12.03	6.47-6.77	4.47-4.49	---
Monday	Holiday	Holiday	Holiday	---
Tuesday	11.79-11.84	6.50-6.80	4.42-4.47	---
Wednesday	11.64-11.69	6.42-6.72	4.35-4.40	---
Thursday	11.59-11.64	6.31-6.61	4.28-4.33	---
Friday	11.55-11.60	6.28-6.58	4.26-4.31	---
S.E. MO				
Friday**	12.40-12.58	6.81-6.87	4.64-4.67	---
Monday	Holiday	Holiday	Holiday	---
Tuesday	12.21-12.39	6.84-6.90	4.62-4.65	---
Wednesday	12.06-12.24	6.76-6.82	4.55-4.60	---
Thursday	12.01-12.19	6.63-6.71	4.48-4.53	---
Friday	11.97-12.15	6.60-6.68	4.46-4.51	---

WHOLESALE FEEDSTUFFS PRICES (DOLLARS PER TON-BULK BASIS)

Area	Soybean Hulls Pellets	Soybean Meal 46.5-48%	Corn Gluten Pellets 21%	Wheat Middlings
Kansas City	127.50	378.70	175.00	103.33
St. Louis	n/a	n/a	177.50	108.33

(PRICES PER BUSHEL) *NEW CROP **PREVIOUS WEEK'S PRICES
*Bids calculated using Kansas City, St. Louis, and St. Joseph bids

MISSOURI CROP PROGRESS AND CONDITION

There were 3.4 days suitable for fieldwork in the week ending May 26, 2024. Statewide, the average temperature was 71.1 degrees, 4.4 degrees above normal. Precipitation averaged 1.67 inches, 0.54 inches above normal. Topsoil moisture supply was rated 2 percent short, 72 percent adequate, and 26 percent surplus. Subsoil moisture supply was rated 5 percent short, 79 percent adequate, and 16 percent surplus. Corn planted reached 87 percent, compared to the 5-year average of 86 percent. Corn emerged reached 70 percent, compared to the 5-year average of 74 percent. Corn condition was rated 1 percent very poor, 6 percent poor, 27 percent fair, 60 percent good, and 6 percent excellent. Soybeans planted reached 55 percent, compared to the 5-year average of 46 percent. Soybeans emerged reached 40 percent, compared to the 5-year average of 30 percent. Cotton planted reached 92 percent, compared to the 5-year average of 71 percent. Cotton emerged reached 69 percent. Cotton condition was rated 4 percent very poor, 9 percent poor, 21 percent fair, and 66 percent good. Rice planted reached 96 percent, compared to the 5-year average of 86 percent. Rice emerged reached 90 percent, compared to the 5-year average of 72 percent. Rice condition was rated 8 percent poor, 18 percent fair, 69 percent good, and 5 percent excellent. Winter wheat harvested for grain reached 2 percent. Winter wheat condition was rated 5 percent poor, 25 percent fair, 60 percent good, and 10 percent excellent.

	Week Ending			
	5/26/24	5/19/24	5/26/23	5 year avg
Corn Planted	87	76	98	86
Corn Emerged	70	61	92	74
Soybeans Planted	55	42	83	46
Soybeans Emerged	40	31	65	30
Rice Planted	96	91	98	86
Rice Emerged	90	84	94	72
Winter Wheat Harvested	2	NA	0	0
Alfalfa hay 1st cutting	31	15	48	28
Other hay cut	20	12	23	14

MISSOURI WEEKLY HAY SUMMARY 05/30/24

After some rough weather over the holiday weekend, especially in the southern third of the state, farmers got right back after it and very little hay equipment was setting unused this week. Some fields did have wet spots and there was some tracking observed in some fields around. Progress is running just slightly ahead of the five year average. The supply of hay is light to moderate, demand is light and prices are mostly steady. The Missouri Department of Agriculture has a hay directory at <https://apps.mda.mo.gov/haydirectory/> or visit the University of Missouri Extension feed stuff finder at <https://feedstufffinder.org>

- Alfalfa - Supreme 250.00-350.00, small square 10.00-15.00 per bale
- Alfalfa - Premium 200.00-275.00
- Alfalfa - Good 150.00-200.00, small square 5.00-10.00 per bale
- Alfalfa - Fair 125.00-150.00
- Mixed grass - Good/Premium 150.00-225.00
- Mixed grass-Fair/Good 100.00-175.00, small square 5.00-11.00 per bale
- Mixed grass - Fair 45.00-75.00 per large round bale
- Wheat straw - 4.00-7.00 per small square bale

Please Note: The above volumes (tonnage, acres, and bales) listed are for confirmed trades only, it does not include estimated volume (tonnage) for bids or offers to the trade. List your hay for sale at: [Hay Listing Online Form](#). Explanation of Hay Quality Guidelines: [Hay Quality Designation Guidelines](#). Glossary of Terms: [Livestock, Poultry, & Grain Hay Terms](#)

MISSOURI WEEKLY SHEEP/GOAT AUCTION SUMMARY

Week ending 6/01/24
 Receipts: 1,559 Week Ago: 1,705 Last Year: 1,126

SHEEP: Feeder Lambs: Small and Medium 1-2 hair 27-49 lbs 182.00-232.00. Slaughter Lambs: Choice and Prime 1-3 hair 50-86 lbs 200.00-245.00. Choice 1-3 hair 50-60 lbs 170.00-200.00; 60-110 lbs 150.00-180.00. Ewes Utility and Good 1-3 130 lbs 62.00. Good 2-3 hair 90-115 lbs 95.00-112.00. Utility and Good 1-3 hair 90-80 lbs 87.00-100.00; 100-150 lbs 71.00-92.00. Cull and Utility 1-2 hair 90-190 lbs 60.00-65.00. Bucks 1-2 hair 155-235 lbs 90.00-120.00.

GOATS: Feeder Kids Selection 1 30-50 lbs 285.00-310.00.. Selection 2 25-50 lbs 207.00-290.00. Selection 3 23-50 lbs 102.50-190.00. Slaughter Kids Selection 1 50-70 lbs 295.00-365.00. Selection 2 50-55 lbs 237.00-290.00. Selection 3 pkg 68 lbs 135.00. Nannies Selection 1-2 50-85 lbs 80-152.00; 95-145 lbs 76.00-147.50. Billies Selection 1-2 55-88 lbs pygmies 137.00-180.00; 90-150 lbs 150.00-247.00. Replacement Nannies Selection 1-2 2-4 yrs 70-80 lbs exposed 185.00-220.00.

Explanatory Notes: Stage - Represents estimated lambing/kidding period (Open, Exp=exposed, Bred, Fall = Sep-Nov, Win = Dec-Feb, Spr = Mar-May, Sum=Jun-Aug; w/s = woolled and shorn; /hd= per head; /fam=per family All price CWT unless otherwise noted.

MISSOURI DROUGHT MONITOR

Date	None	D0	D1	D2	D3	D4
5/28/24	94.20	5.79	0.01	0.00	0.00	0.00
5/21/24	88.20	6.34	5.46	0.00	0.00	0.00
5/30/23	19.92	30.44	26.63	16.26	6.74	0.00

Reflects percentage of Missouri impacted by drought. D0 Abnormally Dry; D1 Moderate Drought; D2 Severe Drought; D3 Extreme Drought; D4 Exceptional Drought

NATIONAL DIRECT DELIVERED FEEDER PIG REPORT

05/31/24 Receipts: 144,346 Week ago: 119,819 Year Ago: 70,307
 Early weaned pigs and feeder pigs 5.00 lower.
 Cash 82,708 head 25.00-48.00, weighted average 39.49.
 Formula 41,838 head 39.12-54.88, weighted average 44.44
 Feeder pigs 40 pounds basis:
 Cash 19,800 head 56.00-69.00, weighted average 61.00

NATIONAL DAILY DIRECT PRIOR DAY HOG REPORTS FOR 05/31/24

BARROWS AND GILTS (Carcass Basis): 2,179 head
 Base Carcass Price 84.00-88.00, weighted average 86.70

SOWS (Live Basis): 8,440 head
 300-500 lbs. 23.00-61.00
 Over 500 lbs. 35.00-65.00

MISSOURI WEEKLY DIRECT SLAUGHTER CATTLE REPORT 05/31/24

Weekly Receipts: 200 Week ago: 520 Year ago: 320
 Trading as of Friday morning, flat dressed sales 2.00 lower. Grid dressed sales inactive.

LIVE STEERS & HEIFERS: No sales reported
DRESSED STEERS & HEIFERS: 5 loads Friday 300.00

GRADE AND WEIGHT (Grid): No sales reported

Click here for the current [National Crop Progress](#)
 Click here for the current [Missouri Crop Progress](#)
 The current hay directory can be found at: [Hay Directory](#).