

Weekly Market Summary

Published by:
Missouri Department of Agriculture
Ag Business Development Division
Market News Program



Chris Chinn, Director
 Jill Wood, Division Director
 Tony Hancock, Editor
[agmarketnews.mo.gov](http://www.ams.usda.gov/marketnews.htm)
<http://www.ams.usda.gov/marketnews.htm>

Michael L. Parson, Governor

Volume XLIV, Number 22 ♦ P.O. Box 630, Jefferson City, MO 65102 ♦ (573) 751-4211 ♦ Mon, Jun 03, 2024

MISSOURI WEEKLY FEEDER CATTLE WEIGHTED AVERAGE REPORT

Feeder Cattle Receipts: 40,082 Week ago: 9,027 Year ago: 48,767
 Steers and Heifers Medium and Large 1—Weighted average weights and prices

STEERS: Medium and Large 1

325 lbs. 388.14 527 lbs. 333.94 728 lbs. 268.47 919 lbs. 238.39
 375 lbs. 386.26 575 lbs. 318.60 774 lbs. 260.27 977 lbs. 234.32
 430 lbs. 361.22 622 lbs. 296.91 831 lbs. 251.57 1011 lbs. 220.50
 475 lbs. 353.49 674 lbs. 286.61 870 lbs. 244.96

HEIFERS: Medium and Large 1

331 lbs. 356.28 523 lbs. 295.12 721 lbs. 247.94 906 lbs. 214.79
 376 lbs. 346.81 572 lbs. 278.17 765 lbs. 238.65
 428 lbs. 324.49 622 lbs. 266.12 829 lbs. 232.05
 473 lbs. 311.07 669 lbs. 257.64 870 lbs. 222.54

MISSOURI STEER (HEIFER) STOCKER FORMULA 06/10/2024

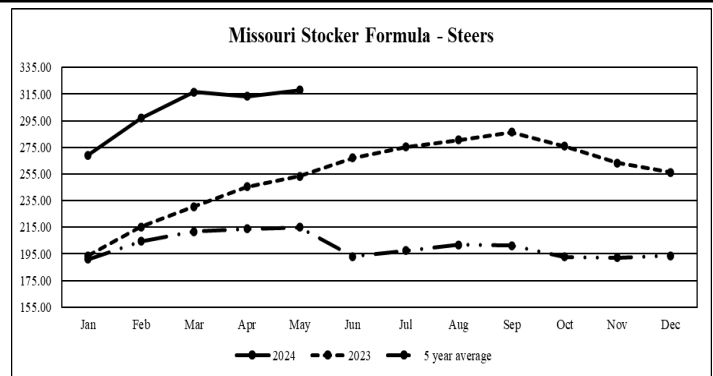
Monday's Missouri Stocker formula consists of **9303 (8827)** head with a weighted average weight of **549.88 (533.37)** lbs. and a price value of **315.04 (283.22)**, 2.00 higher (1.37 higher) than last week.

This a rolling seven day calculated weighted value which combines all Feeder Steers reported by MDA/USDA Market News Service weighing from 400-649 lbs. in the Medium and Large 1 and Medium and Large 1-2 frame and muscle classifications, including all comment cattle except Brahman X. Heifer values are in parentheses.

MISSOURI WEEKLY CATTLE AUCTION SUMMARY

Total Receipts: 45,354 Week Ago: 11,405 Year Ago: 57,316

Compared to the last tested markets which was generally two weeks ago, feeders sold unevenly steady, with spots from 5.00 lower to 5.00 higher. As summer draws nearer the hotter weather is making buyers less eager to own calves that are still bawling or carrying extra hair. More attractive lots weaned with shots along with heavier weight load lots continue to push to higher prices. Many farmers are now trying to work around rains and get hay baled it has been a slow start for some, but progress is running ahead of the five-year average, and no one is even remotely willing to utter a bad word about the moisture. A few notable sales this week included a small draft of 509 lb. steers at Tina Livestock Market which sold for 367.00. A load of 603 lb. steers at Interstate Regional Stockyards brought 314.50. Lolli Brothers Livestock Market sold a full load of 715 lb. steers for 290.10. Green City Livestock Market sold a load of 878 lb. steers for 259.00. On the heifer side of the market Kingsville Livestock Market sold a part load of 730 lb. heifers at 264.00. Farmington Regional Stockyards had a gooseneck load of 516 lb. heifers which sold for 331.00. Boxed beef cutouts were mixed for the week, choice closed on Friday at 316.75, up 3.55 and select closed at 301.14, down 0.57 compared to last week. Negotiated feedlot sales as of the Friday afternoon report totaled only 247K head trade was still taking place into the afternoon and likely the evening. As of the report deadline live sales were reported 185.00-190.00, a light test of dressed sales reported from 298.00-301.00. The Missouri Stocker formula consists of 9303 head with a weighted average weight of 549.88 lbs. and a price value of 315.04, 2.00 higher than a week ago. The steer/heifer spread is 31.82.

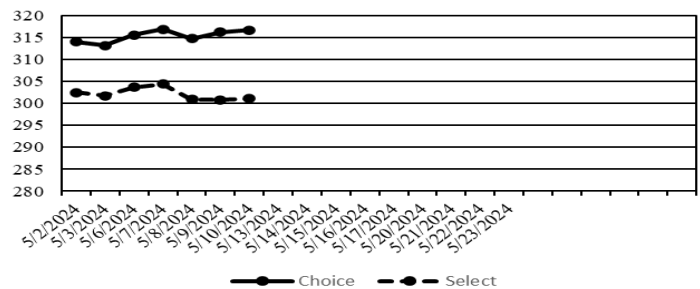


*Graph is updated the first Monday of each month. Axis value ranges may be updated to reflect data points.

NATIONAL BOXED BEEF CUTOFF/BOXED BEEF CUTS

<u>DATE</u>	<u>CHOICE</u>	<u>SELECT</u>	<u>TOTAL LOADS</u>
6/3/24	315.60	303.70	90
6/4/24	316.88	304.47	143
6/5/24	314.79	300.9	115
6/6/24	316.21	300.83	121
6/7/24	316.75	301.14	119
5 Day Simple Average	316.02	302.21	

Boxed Beef Cuts June 2023



*Axis value ranges may be updated to reflect data points.

WEEKLY LIVESTOCK SLAUGHTER 06/07/24

	<u>CATTLE</u>	<u>HOGS</u>	<u>SHEEP</u>
Week to Date:	614,000	2,422,000	36,000
Last Week:	540,000	2,155,000	30,000
Last Year:	616,547	2,354,667	33,330

The Weekly Market Summary, as well as historical summaries, are available on our website <https://agmarketnews.mo.gov/summaries>
 Market News Hotline: 1-573-522-9244

SOUTHWEST MISSOURI WEEKLY SUMMARY

(Joplin and Springfield)

Receipts: 16,135 Week ago: 1,802 Year Ago: 17,735
Compared to last test of the market calves under 600 lbs sold steady to 7.00 lower, heavier weights sold 2.00 to 8.00 higher. Slaughter cows and bulls sold 2.00 to 6.00 higher.

FEEDER STEERS:
Medium and Large 1

Table with 2 columns: Weight (300-400 lbs to 900-1000 lbs) and Price Range (350.00-385.00 to 219.00-245.00)

FEEDER HEIFERS:
Medium and Large 1

Table with 2 columns: Weight (300-400 lbs to 900-1000 lbs) and Price Range (312.00-370.00 to 199.00-200.00)

FEEDER HOLSTEIN STEERS
Large 3

Table with 2 columns: Weight (400-500 lbs to 700-800 lbs) and Price (Scarce)

SLAUGHTER COWS: Breaking and Boning (70-85% lean) 122.00-145.00; high dressing 137.00-158.00; low dressing 120.50-131.50. Lean (85-90%) 114.00-134.00.

SLAUGHTER BULLS: Yield Grade 1-2 1240-2710 lbs. 153.00-177.00; high dressing 174.00-213.00; low dressing 141.00-160.00

BRED COWS: Medium and Large 1 2-8 yrs 1145-1425 lbs 2nd and 3rd stage 2000.00-2385.00 per head. Medium and Large 1=2 2-8 yrs 800-1375 lbs 2nd and 3rd stage 1450.00-1950.00; 1st stage 1250.00-2000.00 per head

COW & CALF PAIRS: Medium and Large 1-2 2-8 yrs 1025-1355 lbs calves 150-300 lbs few bred back in 1st stage 1900.00-2475.00 per pair.

BRED HEIFERS: Scarce

SOUTH CENTRAL MISSOURI WEEKLY SUMMARY

(West Plains, Phillipsburg)

Receipts: 4,564 Week ago: 3,902 Year Ago: 6,906
Compared to last week, feeders early in the week sold steady to 4.00 higher late week steady to as much as 10.00 lower. Slaughter cows and bulls sold steady to 6.00 higher.

FEEDER STEERS:
Medium and Large 1

Table with 2 columns: Weight (300-400 lbs to 700-800 lbs) and Price Range (350.00-410.00 to 252.25-264.25)

FEEDER HEIFERS:
Medium and Large 1

Table with 2 columns: Weight (400-500 lbs to 700-750 lbs) and Price Range (279.00-332.50 to 232.50-242.50)

FEEDER HOLSTEIN STEERS:
Large 3

Scarce

SLAUGHTER COWS: Breaking and Boning (70-85% lean) 131.00-143.00, high dressing 143.00-158.00; low dressing 111.00-130.00. Lean (85-90%) 119.00-133.00

SLAUGHTER BULLS: Yield Grade 1-2 1275-2370 lbs. 154.00-172.00; high dressing 174.00-190.00; low dressing 132.00-156.00

BRED COWS: Medium and Large 1-2 2-8 yrs 1070-1475 2nd and 3rd stage 1700.00-2350.00; over 8 yrs 1300.00-1575.00 per head

COW & CALF PAIRS: Not well tested

WEST CENTRAL MISSOURI WEEKLY SUMMARY

(Kingsville, Windsor, Butler)

Receipts: 6,852 Week ago: 3,561 Year ago: 8,547
Compared to last week, steers and heifers sold steady to 10.00 higher. slaughter cows sold firm to 7.00 higher.

FEEDER STEERS:
Medium and Large 1

Table with 2 columns: Weight (400-500 lbs to 127 hd 883 lbs) and Price Range (335.00-391.00 to 250.00)

FEEDER HEIFERS:
Medium and Large 1

Table with 2 columns: Weight (400-500 lbs to 700-800 lbs) and Price Range (297.00-353.00 to 256.25-265.00)

SLAUGHTER BULLS: Yield Grade 1-2 1160-2385 lbs 143.00-177.00; high dressing 175.00-194.00 ind 202.00.

SLAUGHTER COWS: Breaking and Boning (70-85% lean) 130.00-147.00, high dressing 143.00-154.00. Lean (85-90%) 115.00-134.00

BRED COWS: Scarce

COW & CALF PAIRS: Scarce

NORTHEAST MISSOURI WEEKLY SUMMARY

(Bowling Green, Kingdom City, Palmyra)

Receipts: 6,464 Week ago: 494 Year ago: 8,333
Compared to last week, feeders sold steady to 5.00 lower, except 600-750 lb heifers 3.00-8.00 lower. Slaughter cows steady to 5.00 lower.

FEEDER STEERS:
Medium and Large 1

Table with 2 columns: Weight (400-500 lbs to Load 910 lbs) and Price Range (341.00-400.00 to 242.50)

FEEDER HEIFERS:
Medium and Large 1

Table with 2 columns: Weight (400-500 lbs to 2 loads 905 lbs) and Price Range (316.00-347.50 to 216.10)

SLAUGHTER BULLS: Yield Grade 1-2 1405-2285 lbs 152.00-171.00; high dressing 167.00-185.00; low dressing 130.00-143.00

SLAUGHTER COWS: Breaking and Boning, (70-85% lean) 122.00-135.00; high dressing 133.00-150.00; low dressing 112.00-122.00. Lean (85-90%) 110.00-122.00.

SLAUGHTER STEERS: Choice 2 -3 184.50-189.00. Select and Choice 2-3 180.00-186.00

SLAUGHTER HEIFERS: Choice 2-3 184.00-190.75.

BRED COWS: Medium and Large 1 2-8 yrs 1156-1527 lbs 2nd and 3rd stage 2250.00-2650.00. Medium and Large 1-2 2-8 yrs 1038-1423 lbs 2nd and 3rd stage 1900.00-2500.00 per head

HEIFER PAIRS: Medium and Large 1 2-4 yrs 950-1050 lbs calves under 300 lbs. 3425.00-3950.00 per pair

NORTH CENTRAL MISSOURI WEEKLY SUMMARY

(Macon, Unionville, Green City, New Cambria)

Receipts: 1,646 Week ago: 0 Year ago: 3,911
No recent sales for a price trend
*Some sale barns on a bi-weekly schedule and may not have a sale each week.

FEEDER STEERS:
Medium and Large 1

Table with 2 columns: Weight (400-500 lbs to Load 900 lbs) and Price Range (360.00-397.00 to 240.75-252.50)

FEEDER HEIFERS:
Medium and Large 1

Table with 2 columns: Weight (400-500 lbs to 800-900 lbs) and Price Range (308.00-355.00 to 222.35-243.00)

SLAUGHTER BULLS: Yield Grade 1-2 1435-2365 lbs. 166.00-186.00; high dressing 172.50-184.00; low dressing 150.00-161.00

SLAUGHTER COWS: Breaking and Boning (70-85% lean) 124.00-151.00, high dressing 135.00-159.00. Lean (85-90%) 115.00-134.00

BRED COWS: Scarce

HEIFER PAIRS: Scarce

SOUTHEAST MISSOURI WEEKLY SUMMARY

(Jackson and Farmington)

Receipts: 2,282 Weeks ago: 0 Year ago: 2,849

Compared to two weeks ago feeder under 500 lbs steady to 10.00 higher, over 500 lbs mixed from 5.00 lower to 10.00 higher. Slaughter cows steady to 9.00 higher, and bulls steady to 6.00 higher.

FEEDER STEERS:
Medium and Large 1

300-400 lbs.	327.50-360.00
400-500 lbs.	315.00-350.00
500-600 lbs.	295.00-337.00
600-700 lbs.	248.00-300.00
700-800 lbs.	227.00-257.00
800-850 lbs.	220.00-235.00

FEEDER HEIFERS:
Medium and Large 1

300-400 lbs.	295.00-330.00
400-500 lbs.	275.00-332.00
500-600 lbs.	242.00-295.00
600-700 lbs.	223.00-270.00
700-800 lbs.	210.00-230.00

SLAUGHTER BULLS: Yield Grade 1-2 1195-2205 lbs 125.00-149.00, high dressing 146.00-200.00

SLAUGHTER COWS: Breaking and Boning (75-85% lean) 105.00-126.00; high dressing 126.00-147.00. Lean (85-90% lean) 90.00-102.00

BRED COWS: Medium and Large 2 2-8 yrs 1000-1870 lbs 1st-3rd stage 1100.00-1925.00 per head

COW & CALF PAIRS: scarce

EAST CENTRAL MISSOURI WEEKLY SUMMARY

(Cuba, Vienna)

Receipts: 3,227 Week ago: 0 Year ago: 5,697

Feeder steers steady to 3.00 lower with decline over 550 lbs. Feeder heifers steady to 3.00 higher with advance under 500 lbs. Slaughter cows steady to 2.00 higher.

FEEDER STEERS:
Medium and Large 1

300-400 lbs.	370.00-406.00
400-500 lbs.	325.00-392.00
500-600 lbs.	300.00-340.00
600-700 lbs.	260.00-314.50
700-800 lbs.	240.00-258.75
800-850 lbs.	233.50-253.00

FEEDER HEIFERS:
Medium and Large 1

300-400 lbs.	344.00-365.00
400-500 lbs.	297.50-352.50
500-600 lbs.	268.00-308.00
600-700 lbs.	240.00-256.25

SLAUGHTER BULLS: Yield Grade 1-2 1355-2225 lbs 161.50-178.00; high dressing 183.00-192.00; low dressing 140.00-162.00

SLAUGHTER COWS: Breaking and Boning, (70-85% lean) 126.50-140.00; high dressing 140.00-151.00. Lean (85-90%) 116.00-135.00

BRED COWS: Medium and Large 1-2 few 2-8 yrs 970-1415 lbs 1st-3rd stage 1600.00-2075.00 per head

COW & CALF PAIRS: Scarce

NORTHWEST MISSOURI WEEKLY SUMMARY

(Tina)

Receipts: 2,112 Week Ago: 0 Year Ago: 2,143

Compared to two weeks ago feeders 450-700 lbs sold 5.00-15.00 higher, lighter weights steady to 5.00 higher. Slaughter cows sold 3.00-7.00 higher.

FEEDER STEERS:
Medium and Large 1

300-400 lbs.	387.50-435.00
400-500 lbs.	352.50-377.50
500-600 lbs.	318.00-367.00
600-700 lbs.	296.00-316.50
700-750 lbs.	276.00-279.75

FEEDER HEIFERS:
Medium and Large 1

300-400 lbs.	362.50-372.50
400-500 lbs.	311.00-345.00
500-550 lbs.	286.00-309.00
600-700 lbs.	266.00-278.50
142 hd 716 lbs.	259.50

SLAUGHTER BULLS: Yield Grade 1-2 1345-2135 lbs 167.00-173.00, high dressing 178.00-179.00

SLAUGHTER COWS: Breaking and Boning, (70-85% lean) 120.00-143.00, high dressing 144.00-156.50. Lean (85-90%) 107.00-135.00

BRED COWS: Scarce

COW/CALF PAIRS: Scarce

AFTERNOON NATIONAL SLAUGHTER CATTLE REVIEW

Thus far for Friday in the Texas Panhandle negotiated cash trade has been mostly inactive on light demand. The most recent live FOB purchases were Thursday at 185.00, on a light test. In Kansas negotiated cash trading has been slow on light demand. The most recent live FOB purchases were Thursday at 185.00. In Nebraska negotiated cash trade trading has been slow on light to moderate demand. However not enough trade for a market test. Last week live FOB purchases traded at 190.00, while dressed delivered purchases traded at 301.00. In the Western Cornbelt negotiated cash trade trading has been slow on light to moderate demand. Compared to Thursday live FOB purchases traded steady to 2.00 higher at 190.00. Last week dressed delivered purchases traded from 300.00-301.00, on a light test.

Negotiated Cash Sales:

Confirmed:	10,008	Week Ago:	35,988	Year Ago:	14,446
Week to date:	27,236	Week Ago:	54,509	Year Ago:	105,353

<u>Live Basis</u>	<u>Steers</u>	<u>Heifers</u>
Over 80% Choice	188.00-192.00 avg 190.33	185.00-191.00 avg 189.52
65-80% Choice	185.00-185.00 avg 185.00	185.00-185.00 avg 185.00
35-65% Choice	185.00-185.00 avg 185.00	-
0-35% Choice	-	-
Total All Grades	185.00-192.00 avg 189.57	185.00-191.00 avg 189.03
<u>Dressed Basis</u>		
Over 80% Choice	298.00-301.00 avg 299.90	298.00-300.00 avg 298.79
65-80% Choice	298.00-298.00 avg 298.00	300.00-300.00 avg 300.00
35-65% Choice	-	-
0-35% Choice	-	-
Total All Grades	298.00-301.00 avg 299.82	298.00-300.00 avg 299.25

<u>All Beef Type Steers/Heifers</u>	<u>Head</u>	<u>Avg Wt</u>	<u>Price Range</u>	<u>Wtd Avg</u>
Live FOB	7,356	1430.70	185.00-192.00	189.33
Live Del	336	1426.00	188.00-190.00	189.12
Dressed Del	2,217	924.70	298.00-301.00	299.74
Dressed FOB	99	950.10	296.00-296.00	296.00

WEEKLY COMMODITY FUTURES TRENDS

Compared to last week, Live Cattle June 0.62 higher, others 1.13 to 1.57 lower, Lean Hogs 1.83 to 4.83 lower, Feeder Cattle 1.48 to 2.52 lower.

Daily Futures Closes

	Mon.	Tues.	Wed.	Thu.	Fri.
Cattle					
Jun	182.02	182.17	181.77	181.82	182.17
Aug	178.87	178.45	177.87	177.47	177.17
Oct	180.90	180.80	180.30	179.65	179.67
Dec	184.67	184.55	184.05	183.30	183.25
Feb	187.55	187.47	186.92	185.97	186.00
Lean Hogs					
Jun	93.65	92.70	92.10	92.15	92.52
Jul	96.27	93.92	92.20	92.97	93.50
Aug	95.62	93.55	91.62	91.67	91.67
Oct	82.15	80.67	79.42	79.20	79.10
Dec	75.65	74.32	73.52	73.40	73.50
Fdr Cat					
Aug	256.20	256.02	254.82	252.85	254.92
Sep	257.57	257.60	256.20	254.10	255.85
Oct	258.85	258.55	257.15	254.95	256.45
Nov	258.80	258.57	257.20	255.02	256.34
Jan	257.25	256.92	255.57	253.55	254.57
Milk					
May	18.65	18.63	18.55	19.50	19.50
Jun	19.66	19.85	19.50	19.91	19.96
Jul	20.64	20.87	20.15	20.26	20.34

WEEKLY COMMODITY GRAIN FUTURES TRENDS

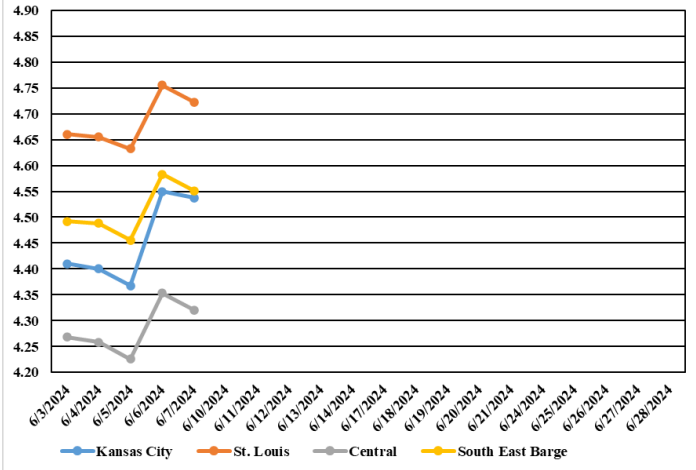
Compared to last week, Soybeans 0.26 to 0.29 lower, Wheat 0.39 to 0.51 lower, Corn unchanged to 0.03 higher, KC Wheat 0.10 to 0.44 lower, Soybean Meal 3.10 to 4.30 lower.

Daily Grain Futures Closes

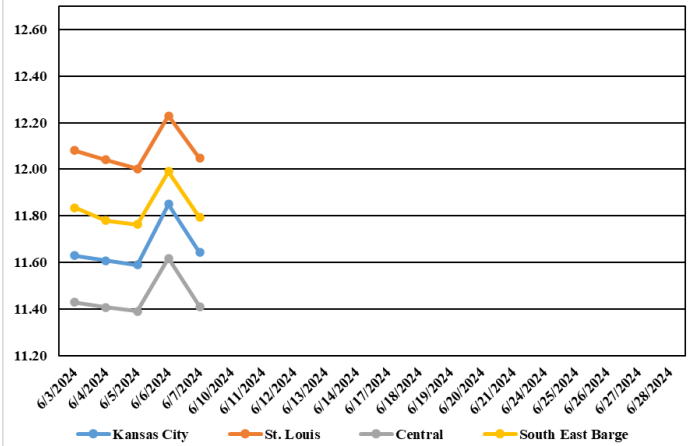
	Mon.	Tues.	Wed.	Thu.	Fri.
Soybeans					
Jul	1184 1/2	1179	1177 1/4	1200	1179 1/4
Aug	1182 1/2	1177 1/2	1174 1/4	1193 1/2	1176 3/4
Sep	1162	1154 1/2	1150 1/4	1167 1/2	1155 1/2
Nov	1163 3/4	1156	1150 1/2	1164	1157 3/4
Jan	1177 3/4	1170 1/4	1165	1180 3/4	1171 1/4
Wheat					
Jul	672 3/4	658 1/4	646 3/4	639 1/2	627 1/2
Sep	694	680	668 1/2	661 3/4	649 1/4
Dec	718 1/2	705 3/4	695	688	676 3/4
Mar	736	724 1/4	714 3/4	707 3/4	697 1/2
May	742 1/4	731	722 3/4	716 1/2	706 3/4
Corn					
Jul	443 1/2	442 1/2	439 1/4	452	448 3/4
Sep	449 1/4	448 1/4	445 3/4	457 3/4	454 3/4
Dec	462 3/4	462	459	469 1/2	467 1/4
Mar	475 1/2	474 3/4	472	481 1/2	479 1/2
May	483 1/4	482 1/2	479 3/4	489	487 1/4
KC Wheat					
Jul	700	687 1/4	676 1/4	678	665 3/4
Sep	713 3/4	701 1/4	690 1/2	692	679
Dec	732 3/4	721 1/4	710 1/2	712	699 1/2
Mar	746 3/4	735	724 1/2	726 1/4	713 3/4
May	749 3/4	739 1/4	729 3/4	731 1/4	718 1/4
SB Meal					
Jul	359.50	355.10	359.50	362.80	360.70
Aug	354.20	351.20	354.60	357.50	354.90
Sep	351.40	349.20	351.70	354.30	352.00
Oct	351.20	348.90	350.50	353.00	351.40
Dec	355.00	352.60	354.20	356.50	355.50

MONTHLY GRAIN CROP

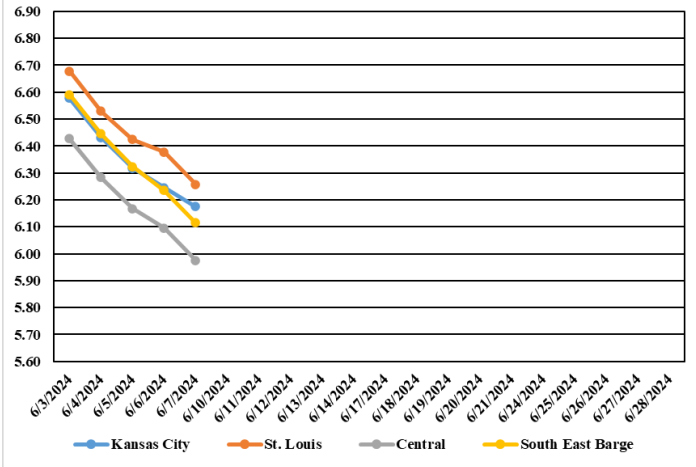
June 2024 Corn Bids



June 2024 Soybean Bids



June 2024 Wheat Bids



*Axis value ranges may be updated to reflect data points.

MISSOURI GRAIN WEEKLY TRENDS

Compared to last week, Soybeans 0.16 to 0.26 lower, Wheat 0.44 to 0.46 lower, Corn 0.02 to 0.12 higher, Sorghum 0.02 higher.

Area	#1 Soybeans	#2 Soft Wheat	#2 Corn	#2 Grain Sorghum
Kansas City				
Friday**	11.55-12.05	6.63	4.31-4.56	4.56
Monday	11.34-11.84	6.57	4.28-4.53	4.53
Tuesday	11.29-11.79	6.43	4.27-4.52	4.52
Wednesday	11.27-11.77	6.31	4.24-4.49	4.49
Thursday	11.60-12.00	6.24	4.47-4.64	4.62
Friday	11.39-11.79	6.17	4.43-4.63	4.58
St. Louis				
Friday**	12.27-12.28	6.68-6.71	4.62-4.63	4.91
Monday	12.07-12.08	6.64-6.72	4.65-4.66	5.08
Tuesday	12.03-12.05	6.50-6.58	4.65	4.87
Wednesday	11.98-12.02	6.38-6.46	4.63	4.84
Thursday	12.23	6.34-6.39	4.75-4.76	4.97
Friday	12.04-12.05	6.22-6.27	4.72	4.93
Central				
Friday**	11.55-11.60	6.28-6.58	4.26-4.31	---
Monday	11.39-11.49	6.22-6.52	4.23-4.28	---
Tuesday	11.34-11.44	6.08-6.38	4.22-4.27	---
Wednesday	11.32-11.42	5.96-6.26	4.19-4.24	---
Thursday	11.55-11.65	5.89-6.19	4.32-4.37	---
Friday	11.34-11.44	5.77-6.07	4.28-4.33	---
S.E. MO				
Friday**	11.97-12.15	6.60-6.68	4.46-4.51	---
Monday	11.76-11.94	6.54-6.62	4.45-4.53	---
Tuesday	11.71-11.89	6.40-6.48	4.44-4.54	---
Wednesday	11.69-11.87	6.26-6.36	4.41-4.51	---
Thursday	11.92-12.10	6.19-6.29	4.54-4.64	---
Friday	11.71-11.92	6.07-6.17	4.50-4.60	---

(PRICES PER BUSHEL) *NEW CROP **PREVIOUS WEEK'S PRICES
*Bids calculated using Kansas City, St. Louis, and St. Joseph bids

**WHOLESALE FEEDSTUFFS PRICES
(DOLLARS PER TON-BULK BASIS)**

Area	Soybean Hulls Pellets	Soybean Meal 46.5-48%	Corn Gluten Pellets 21%	Wheat Middlings
Kansas City	110.00	375.70	175.00	160.00
St. Louis	n/a	n/a	177.50	156.00

MISSOURI CROP PROGRESS AND CONDITION

There were 4.4 days suitable for fieldwork in the week ending June 2, 2024. Statewide, the average temperature was 69.1 degrees, 1.2 degrees above normal. Precipitation averaged 1.19 inches, 0.28 inches above normal. Topsoil moisture supply was rated 2 percent short, 80 percent adequate, and 18 percent surplus. Subsoil moisture supply was rated 5 percent short, 84 percent adequate, and 11 percent surplus. Corn planted reached 93 percent, compared to the 5-year average of 90 percent. Corn emerged reached 81 percent, compared to the 5-year average of 82 percent. Corn condition was rated 2 percent very poor, 8 percent poor, 24 percent fair, 56 percent good, and 10 percent excellent. Soybeans planted reached 68 percent, compared to the 5-year average of 55 percent. Soybeans emerged reached 52 percent, compared to the 5-year average of 41 percent. Soybean condition was rated 1 percent very poor, 4 percent poor, 32 percent fair, 59 percent good, and 4 percent excellent. Cotton planted reached 99 percent, compared to the 5-year average of 84 percent. Cotton emerged reached 69 percent. Cotton squaring reached 1 percent, compared to the 5-year average of 2 percent. Cotton condition was rated 4 percent very poor, 11 percent poor, 19 percent fair, and 66 percent good. Rice emerged reached 93 percent, compared to the 5-year average of 82 percent. Rice condition was rated 2 percent very poor, 7 percent poor, 18 percent fair, 68 percent good, and 5 percent excellent. Winter wheat harvested for grain reached 5 percent. Winter wheat condition was rated 1 percent very poor, 4 percent poor, 27 percent fair, 59 percent good, and 9 percent excellent.

	Week Ending			
	6/2/24	5/26/24	6/2/23	5 year avg
Corn Planted	93	87	99	90
Corn Emerged	81	70	95	82
Soybeans Planted	68	55	90	55
Soybeans Emerged	52	40	77	41
Cotton Squaring	1	-	7	2
Rice Emerged	93	90	98	82
Winter Wheat Harvested	5	2	1	-
Alfalfa hay 1st cutting	54	31	72	43
Other hay cut	34	20	39	23

MISSOURI WEEKLY HAY SUMMARY 06/06/24

Hay progress continues to move along at a good pace. Despite rains and weather interruptions producers are still ahead of the five year average. As of the start of this week the first cutting of alfalfa is 54 percent complete and other hay is at 34 percent done. Some new crop hay is moving around prices have remained surprisingly strong. Demand is light to moderate. The supply of hay is light to moderate. The Missouri Department of Agriculture has a hay directory at <https://apps.mda.mo.gov/haydirectory> or visit the University of Missouri Extension feed stuff finder at <https://feedstufffinder.org>

Alfalfa - Supreme 250.00-350.00, small square 10.00-15.00 per bale
 Alfalfa - Premium 200.00-275.00
 Alfalfa - Good 150.00-200.00, small square 5.00-10.00 per bale
 Alfalfa - Fair 125.00-150.00
 Mixed grass - Good/Premium 150.00-225.00
 Mixed grass-Fair/Good 100.00-175.00, small square 5.00-11.00 per bale
 Mixed grass - Fair 45.00-75.00 per large round bale
 Wheat straw - 4.00-7.00 per small square bale

Please Note: The above volumes (tonnage, acres, and bales) listed are for confirmed trades only, it does not include estimated volume (tonnage) for bids or offers to the trade. List your hay for sale at: [Hay Listing Online Form](#). Explanation of Hay Quality Guidelines: [Hay Quality Designation Guidelines](#). Glossary of Terms: [Livestock, Poultry, & Grain Hay Terms](#)

MISSOURI WEEKLY SHEEP/GOAT AUCTION SUMMARY

Week ending 6/08/24
 Receipts: 6,412 Week Ago: 1,559 Last Year: 2,756

SHEEP: Feeder Lambs Medium and Large 1-2 36-47 lbs 192.50-230.00. Small and Medium 1-2 hair 28-50 lbs 170.00-225.00. Slaughter Lambs Choice and Prime 1-3 woolled and shorn 60-80 lbs 215.00-265.00. Choice and Prime 1-3 hair 50-70 lbs 192.50-262.50; 70-100 lbs 230.00-300.00. Choice 1-3 hair 50-80 lbs 170.00-232.00; 145-160 lbs 190.00-205.00. Slaughter Ewes Good 2-3 170-186 lbs 135.00-140.00. Utility and Good 1-3 150-175 lbs 85.00-105.00. Good and Choice 1-3 hair 135-165 lbs 175.00-207.50. Good 2-3 hair 70-90 lbs 80.00-120.00; 100-140 lbs 60.00-130.00. Cull and Utility 1=2 hair 85-100 lbs 72.00-90.00. Bucks 1-2 hair 120-190 lbs 130.00-205.00. Replacement Ewes Small and Medium 1-2 hair 2-4 yrs 78-132 lbs Exp 125.00-145.00. Small and Medium 2 hair 2-4 yrs 65-85 lbs exp 110.00-125.00 per head.

GOATS: Feeder Kids Selection 1 29-49 lbs 300.00-370.00, few replacements 405.00-420.00. Selection 2 25-49 lbs 202.00-302.50. Selection 3 20-42 lbs 120.00-191.00. Slaughter Kids Selection 1 50-95 lbs 290.00-390.00, few fancy 415.00. Selection 2 50-115 lbs 175.00-285.00. Selection 3 50-75 lbs 100.00-160.00. Nannies Selection 1 130-200 lbs 270.00-275.00. Selection 1-2 55-150 lbs 122.50-157.50. Bucks Selection 1 115-185 lbs 265.00-340.00. Replacement Does Selection 1-2 1-2 yrs 67-91 lbs exp 202.50-240.00; 2-4 yrs 80-105 lbs exp 170.00-205.00 per cwt. Selection 1-2 2-4 yrs 85-136 lbs exp 210.00-285.00 per head.

Explanatory Notes: Stage - Represents estimated lambing/kidding period (Open, Exp=exposed, Bred, Fall = Sep-Nov, Win = Dec-Feb, Spr = Mar-May, Sum=Jun-Aug; w/s = woolled and shorn; /hd= per head; /fam=per family
 All price CWT unless otherwise noted.

MISSOURI DROUGHT MONITOR

Date	None	D0	D1	D2	D3	D4
6/04/24	89.06	10.93	0.01	0.00	0.00	0.00
5/28/24	94.20	5.79	0.01	0.00	0.00	0.00
6/06/23	13.24	33.55	26.06	19.49	7.66	0.00

Reflects percentage of Missouri impacted by drought. D0 Abnormally Dry; D1 Moderate Drought; D2 Severe Drought; D3 Extreme Drought; D4 Exceptional Drought

NATIONAL DIRECT DELIVERED FEEDER PIG REPORT

06/07/24 Receipts: 134,700 Week ago: 144,346 Year Ago: 82,094
 Early weaned pigs and feeder pigs steady.
 Cash 90,420 head 28.00-47.00, weighted average 38.92.
 Formula 25,780 head 36.47-45.35, weighted average 40.83
 Feeder pigs 40 pounds basis:
 Cash 18,500 head 56.00-64.00, weighted average 59.79

NATIONAL DAILY DIRECT PRIOR DAY HOG REPORTS FOR 06/06/24

BARROWS AND GILTS (Carcass Basis): 1,716 head
 Base Carcass Price 82.00-88.00, weighted average 86.07

SOWS (Live Basis): 6,888 head
 300-500 lbs. 25.00-74.50
 Over 500 lbs. 43.25-78.00

MISSOURI WEEKLY DIRECT SLAUGHTER CATTLE REPORT 06/07/24

Weekly Receipts: 240 Week ago: 200 Year ago: 320
 Trading as of Friday morning, flat dressed sales steady. Grid dressed sales inactive.

LIVE STEERS & HEIFERS: No sales reported
DRESSED STEERS & HEIFERS: 6 loads Friday 300.00

GRADE AND WEIGHT (Grid): No sales reported

Click here for the current [National Crop Progress](#)
 Click here for the current [Missouri Crop Progress](#)
 The current hay directory can be found at: [Hay Directory](#).