

# Weekly Market Summary

Published by:  
**Missouri Department of Agriculture**  
**Ag Business Development Division**  
**Market News Program**



Chris Chinn, Director  
 Jill Wood, Division Director  
 Tony Hancock, Editor  
<http://www.ams.usda.gov/marketnews.htm>  
[agmarketnews.mo.gov](http://www.ams.usda.gov/marketnews.htm)

Michael L. Parson, Governor

Volume XLIV, Number 23 ♦ P.O. Box 630, Jefferson City, MO 65102 ♦ (573) 751-4211 ♦ Mon, Jun 17, 2024

## MISSOURI WEEKLY FEEDER CATTLE WEIGHTED AVERAGE REPORT

Feeder Cattle Receipts: 24,847 Week ago: 40,082 Year ago: 39,090  
 Steers and Heifers Medium and Large 1—Weighted average weights and prices

### STEERS: Medium and Large 1

|                 |                 |                 |                 |
|-----------------|-----------------|-----------------|-----------------|
| 318 lbs. 386.86 | 523 lbs. 327.63 | 719 lbs. 273.57 | 912 lbs. 244.64 |
| 375 lbs. 375.09 | 573 lbs. 313.18 | 783 lbs. 262.29 | 954 lbs. 238.50 |
| 426 lbs. 355.80 | 624 lbs. 300.42 | 831 lbs. 251.29 |                 |
| 474 lbs. 344.27 | 670 lbs. 285.05 | 874 lbs. 239.54 |                 |

### HEIFERS: Medium and Large 1

|                 |                 |                 |                 |
|-----------------|-----------------|-----------------|-----------------|
| 329 lbs. 346.32 | 520 lbs. 288.05 | 724 lbs. 247.02 | 935 lbs. 205.65 |
| 375 lbs. 333.58 | 569 lbs. 277.49 | 776 lbs. 242.71 |                 |
| 426 lbs. 321.03 | 625 lbs. 266.54 | 821 lbs. 228.36 |                 |
| 477 lbs. 303.97 | 673 lbs. 257.74 | 858 lbs. 219.86 |                 |

## MISSOURI STEER (HEIFER) STOCKER FORMULA 06/17/2024

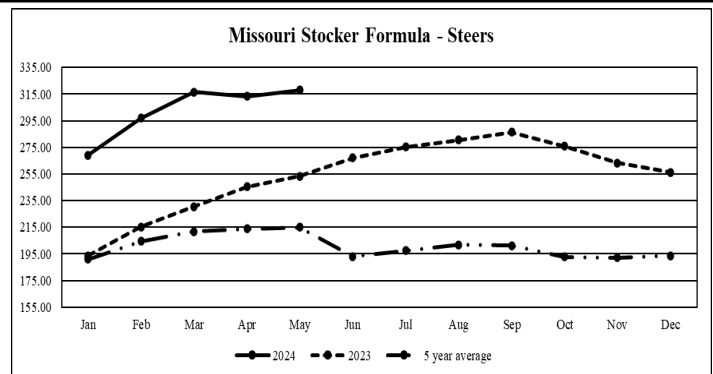
Monday's Missouri Stocker formula consists of **5393 (5132)** head with a weighted average weight of **549.19 (534.02)** lbs. and a price value of **310.94 (280.70)**, 4.10 higher (2.52 lower) than last week.

This a rolling seven day calculated weighted value which combines all Feeder Steers reported by MDA/USDA Market News Service weighing from 400-649 lbs. in the Medium and Large 1 and Medium and Large 1-2 frame and muscle classifications, including all comment cattle except Brahman X. Heifer values are in parentheses.

## MISSOURI WEEKLY CATTLE AUCTION SUMMARY

Total Receipts: 29,412 Week Ago: 45,354 Year Ago: 47,649

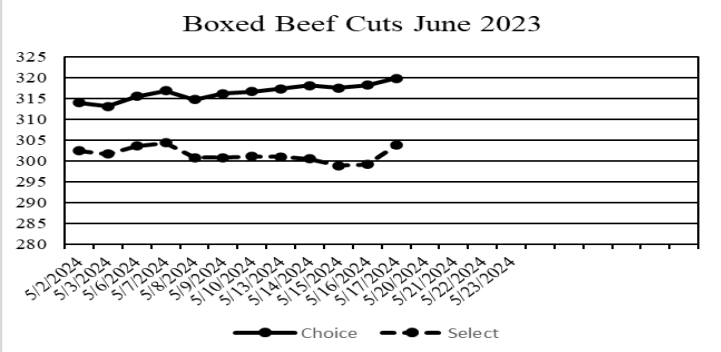
Compared to last week, feeder under 700 lbs. sold unevenly steady to 5.00 lower, weights over 700 lbs. sold steady to 2.00 higher. The supply was light to moderate. Summer seems to be setting in and most buyers just don't have much desire for unweaned, bawling calves, with extra flesh or hair. Between transportation and acquiring a new address these types can be risky investment currently and takes a little time to get straighten out and back to gaining pounds. Most folks that graze filled those orders a month or more ago, so outlets just aren't as abundant at the current time. Yearlings however, especially those in load lots, which typically get fewer in number and therefore harder to find in the summer are finding excellent demand. The feeder cattle index, a reflection of actual sales of heavier weight cattle at auctions though the central twelve state region, set an all-time record high this week. For the most part corn and bean planting is complete now and farmers turned attention to haying this week. One didn't have to drive very far in any direction to see hay equipment in the fields this week. A few stick-out sales this week included a part load of 732 lb. steers at Lolli Brothers Livestock Market. Three loads of 793 lb. steers at Tina Livestock Market which sold for 267.10. four loads of 835 lb. steers at Joplin Regional Stockyards brought 259.50. A load of 913 lb. steers at Unionville Livestock Market sold for 257.50. On the heifer side of the market Kingsville Livestock Market sold a part load of 716 lb. heifers at 265.75. Boxed beef cutouts were higher for the week, choice closed on Friday at 319.89, up 3.14 and select closed at 303.81, up 2.67 compared to last week. Negotiated feedlot sales as of the Friday afternoon report totaled 88K head most trade occurred on Thursday this week. Live sales were reported 186.00-197.00 and dressed sales reported from 305.00-310.00. The Missouri Stocker formula consists of 5393 head with a weighted average weight of 549.19 lbs. and a price value of 310.94, 4.10 lower than a week ago. The steer/heifer spread is 30.24.



\*Graph is updated the first Monday of each month. Axis value ranges may be updated to reflect data points.

## NATIONAL BOXED BEEF CUTOUT/BOXED BEEF CUTS

| DATE                 | CHOICE | SELECT | TOTAL LOADS |
|----------------------|--------|--------|-------------|
| 6/10/24              | 317.42 | 301.04 | 109         |
| 6/11/24              | 318.21 | 300.62 | 144         |
| 6/12/24              | 317.60 | 298.93 | 124         |
| 6/13/24              | 318.31 | 299.25 | 129         |
| 6/14/24              | 319.89 | 303.81 | 101         |
| 5 Day Simple Average | 318.29 | 300.73 |             |



\*Axis value ranges may be updated to reflect data points.

## WEEKLY LIVESTOCK SLAUGHTER 06/15/24

|               | CATTLE  | HOGS      | SHEEP  |
|---------------|---------|-----------|--------|
| Week to Date: | 615,000 | 2,390,000 | 33,000 |
| Last Week:    | 614,000 | 2,422,000 | 36,000 |
| Last Year:    | 636,124 | 2,325,985 | 34,152 |

The Weekly Market Summary, as well as historical summaries, are available on our website <https://agmarketnews.mo.gov/summaries>  
 Market News Hotline: 1-573-522-9244

**SOUTHWEST MISSOURI WEEKLY SUMMARY**

(Joplin and Springfield)

Receipts: 11,094 Week ago: 16,139 Year Ago: 16,829  
Compared to last week, feeders sold uneven from 6.00 lower to 6.00 higher. Slaughter cows steady to 3.00 lower and bulls steady to 5.00 lower.

**FEEDER STEERS:**  
Medium and Large 1

Table with 2 columns: Weight (300-400 lbs to 900-1000 lbs) and Price Range (340.00-377.50 to 237.00-240.00)

**FEEDER HEIFERS:**  
Medium and Large 1

Table with 2 columns: Weight (300-400 lbs to 900-950 lbs) and Price Range (325.00-350.00 to 199.50-211.00)

**FEEDER HOLSTEIN STEERS**  
Large 3

Table with 2 columns: Pkg (Pkg 394 lbs to 900-1000 lbs) and Price Range (239.00 to 178.00-192.50)

**SLAUGHTER COWS:** Breaking and Boning (70-85% lean) 122.50-145.50; high dressing 137.00-160.00; low dressing 120.00-131.00. Lean (85-90%) 114.00-131.50

**SLAUGHTER BULLS:** Yield Grade 1-2 1240-2375 lbs. 152.50-175.00; high dressing 175.00-192.50; low dressing 132.00-158.00

**BRED COWS:** Medium and Large 1 2-8 yrs 1125-1535 lbs 2nd and 3rd stage 2000.00-3150.00 per head. Medium and Large 1-2 2-8 yrs 995-1385 lbs 2nd and 3rd stage 1700.00-2475.00 per head

**COW & CALF PAIRS:** Medium and Large 1-2 2-8 yrs 940-1230 lbs calves 150-300 lbs 2175.00-3100.00 per pair.

**BRED HEIFERS:** Medium and Large 1 1 1/2- 4 yrs 990-1180 lbs 2nd and 3rd stage 2300.00-2950.00 per head

**SOUTH CENTRAL MISSOURI WEEKLY SUMMARY**

(West Plains, Phillipsburg)

Receipts: 4,099 Week ago: 4,564 Year Ago: 7,083  
Compared to last week feeders sold steady to 9.00 higher, although some heifers late week sold up to 8.00 lower. Slaughter cows were uneven from 3.00 lower to 3.00 higher.

**FEEDER STEERS:**  
Medium and Large 1

Table with 2 columns: Weight (300-400 lbs to 900-1000 lbs) and Price Range (365.00-406.00 to 237.50-244.00)

**FEEDER HEIFERS:**  
Medium and Large 1

Table with 2 columns: Weight (300-400 lbs to 700-800 lbs) and Price Range (320.00-370.00 to 233.50-245.50)

**FEEDER HOLSTEIN STEERS:**  
Large 3

Scarce

**SLAUGHTER COWS:** Breaking and Boning (70-85% lean) 128.00-140.00, high dressing 139.00-155.00; low dressing 115.00-128.00. Lean (85-90%) 116.00-129.00

**SLAUGHTER BULLS:** Yield Grade 1-2 1275-2055 lbs. 154.00-174.00; high dressing 176.00-187.00; low dressing 141.00-148.00

**BRED COWS:** Medium and Large 1-2 2-8 yrs 1095-1475 2nd and 3rd stage 1750.00-2275.00 per head

**COW & CALF PAIRS:** Not well tested

**WEST CENTRAL MISSOURI WEEKLY SUMMARY**

(Kingsville, Windsor, Butler)

Receipts: 3,783 Week ago: 6,852 Year ago: 7,630  
Compared to last week, steers and heifers sold mostly steady but uneven in some spots with steer calves selling up to 5.00 higher and heifer calves up to 5.00 lower. Slaughter cows sold steady to 5.00 higher

**FEEDER STEERS:**  
Medium and Large 1

Table with 2 columns: Weight (400-500 lbs to 22 hd 930 lbs) and Price Range (329.00-370.00 to 235.00)

**FEEDER HEIFERS:**  
Medium and Large 1

Table with 2 columns: Weight (400-500 lbs to 700-800 lbs) and Price Range (296.00-345.00 to 253.75-265.75)

**SLAUGHTER BULLS:** Yield Grade 1-2 1180-2095 lbs 153.00-177.00; high dressing 172.00-194.00

**SLAUGHTER COWS:** Breaking and Boning (70-85% lean) 134.00-152.00, high dressing 149.00-160.00. Lean (85-90%) 116.00-133.00

**BRED COWS:** few Medium and Large 1-2 5-8 yrs 949-1360 lbs 2nd and 3rd stage 1960.00-2200.00 per head

**COW & CALF PAIRS:** Few Medium and Large 1-2 over 5 yrs 1200-1300 lbs 150-300 lbs calves 2510.00-2850.00 per pair

**NORTHEAST MISSOURI WEEKLY SUMMARY**

(Bowling Green, Kingdom City, Palmyra)

Receipts: 3,925 Week ago: 6,464 Year ago: 4,623  
Compared to last week, feeders sold mostly steady to firm, with some 600-700 lbs with spots up to 12.00 higher and some 500-550 lb heifers 5.00-10.00 lower. Slaughter cows sold steady to 4.00 higher. Slaughter steers and heifers 3.00 to 4.00 higher.

**FEEDER STEERS:**  
Medium and Large 1

Table with 2 columns: Weight (400-500 lbs to 700-800 lbs) and Price Range (341.00-389.00 to 262.00-295.00)

**FEEDER HEIFERS:**  
Medium and Large 1

Table with 2 columns: Weight (400-500 lbs to Load 782 lbs) and Price Range (302.00-348.00 to 258.50)

**SLAUGHTER BULLS:** Yield Grade 1-2 1295-2435 lbs 159.00-167.00; high dressing 170.00-178.00; low dressing 150.00-153.00

**SLAUGHTER COWS:** Breaking and Boning, (70-85% lean) 123.00-136.50; high dressing 134.00-150.00; low dressing 120.00-128.00. Lean (85-90%) 123.00-134.50

**SLAUGHTER STEERS:** Choice 2 -3 186.00-192.50

**SLAUGHTER HEIFERS:** Choice 2-3 186.00-193.00. Choice 3-4 178.00-184.50

**BRED COWS:** Scarce

**HEIFER PAIRS:** Scarce

**NORTH CENTRAL MISSOURI WEEKLY SUMMARY**

(Macon, Unionville, Green City, New Cambria)

Receipts: 2,860 Week ago: 3,718 Year ago: 3,632  
Compared to the last test feeders sold mostly steady with some unevenness late week. Slaughter cows sold steady to 10.00 higher.  
\*Some sale barns on a bi-weekly schedule and may not have a sale each week.

**FEEDER STEERS:**  
Medium and Large 1

Table with 2 columns: Weight (400-500 lbs to 900-950 lbs) and Price Range (350.00-410.00 to 253.00-257.50)

**FEEDER HEIFERS:**  
Medium and Large 1

Table with 2 columns: Weight (400-500 lbs to 700-800 lbs) and Price Range (312.50-340.00 to 252.50-259.00)

**SLAUGHTER BULLS:** Yield Grade 1-2 1225-2250 lbs. 158.00-178.00; high dressing 183.00-188.00

**SLAUGHTER COWS:** Breaking and Boning (70-85% lean) 123.50-149.00, high dressing 136.00-159.00. Lean (85-90%) 109.00-127.00

**BRED COWS:** Scarce

**HEIFER PAIRS:** Scarce

**SOUTHEAST MISSOURI WEEKLY SUMMARY**

(Jackson and Farmington)

Receipts: 777 Weeks ago: 2,282 Year ago: 1,486  
 Compared to last week, feeders sold 2.00 to 7.00 lower. Slaughter cows and bulls sold steady.

**FEEDER STEERS:**  
 Medium and Large 1

300-400 lbs. 320.00-360.00  
 400-500 lbs. 298.00-350.00  
 500-600 lbs. 295.00-329.00  
 600-700 lbs. 265.00-300.00  
 700-800 lbs. 235.00-250.00

**FEEDER HEIFERS:**  
 Medium and Large 1

300-400 lbs. 295.00-337.00  
 400-500 lbs. 270.00-312.50  
 500-600 lbs. 240.00-280.00  
 600-700 lbs. 215.00-252.00  
 700-750 lbs. 225.00-226.00

**SLAUGHTER BULLS:** Yield Grade 1-2 1230-2000 lbs 125.00-145.00, high dressing 149.00-165.00

**SLAUGHTER COWS:** Breaking and Boning (75-85% lean) 113.00-128.00; high dressing 125.00-149.00. Lean (85-90% lean) 85.00-108.00

**BRED COWS:** Medium and Large 2 2-8 yrs 1050-1430 lbs 2nd stage 1275.00-1950.00 per head

**COW & CALF PAIRS:** Medium and Large 2 2-8 yrs 1150-1550 lbs baby to 300 lb calves 1675.00-2450.00 per pair

**EAST CENTRAL MISSOURI WEEKLY SUMMARY**

(Cuba, Vienna)

Receipts: 1,852 Week ago: 3,227 Year ago: 5,206  
 Feeder steers steady to 5.00 higher. Feeder heifers steady to 12.00 higher. Slaughter cows steady to 6.00 higher

**FEEDER STEERS:**  
 Medium and Large 1

450-500 lbs. 322.00-340.00  
 500-600 lbs. 300.00-337.00  
 600-700 lbs. 260.00-300.00  
 700-800 lbs. 240.00-257.00

**FEEDER HEIFERS:**  
 Medium and Large 1

400-500 lbs. 309.00-352.00  
 500-600 lbs. 270.00-319.00  
 600-700 lbs. 241.00-288.00  
 800-850 lbs. 208.00-214.00

**SLAUGHTER BULLS:** Yield Grade 1-2 1455-2080 lbs 162.00-179.00; high dressing ind 187.00; low dressing 130.00-150.00

**SLAUGHTER COWS:** Breaking and Boning, (70-85% lean) 132.50-144.50; high dressing 141.00-151.50. Lean (85-90%) 120.00-131.50

**BRED COWS:** Medium and Large 1-2 few 2-8 yrs 1000-1275 lbs 1st-3rd stage 1500.00-2175.00 per head

**COW & CALF PAIRS:** Scarce

**NORTHWEST MISSOURI WEEKLY SUMMARY**

(Tina)

Receipts: 1,022 Week Ago: 2,112 Year Ago: 1,160  
 Compared to last week, feeder sold steady to firm with some loads of 7 wt steers 2.00-4.00 higher and some heifers under 450 lbs 3.00-7.00 higher. Slaughter cows and bulls sold steady to firm.

**FEEDER STEERS:**  
 Medium and Large 1

300-400 lbs. 404.00-430.00  
 400-500 lbs. 354.00-367.50  
 500-600 lbs. 309.00-340.00  
 600-700 lbs. 298.00-307.00  
 700-800 lbs. 267.10-283.50

**FEEDER HEIFERS:**  
 Medium and Large 1

300-400 lbs. 352.00-395.00  
 400-500 lbs. 309.00-353.00  
 500-600 lbs. 287.00-311.00

**SLAUGHTER BULLS:** Yield Grade 1-2 1300-2075 lbs 160.00-176.00, low dressing 143.00-153.50

**SLAUGHTER COWS:** Breaking and Boning, (70-85% lean) 126.00-146.00, high dressing 141.00-156.50. Lean (85-90%) 122.00-134.00

**BRED COWS:** Scarce

**COW/CALF PAIRS:** Scarce

**AFTERNOON NATIONAL SLAUGHTER CATTLE REVIEW**

Thus far for Friday in the Texas Panhandle negotiated cash trade has been at a standstill. The most recent market in the Texas Panhandle was Thursday with live FOB purchases at 186.00. In Kansas, Nebraska and the Western Cornbelt negotiated cash trade has been slow on moderate demand. On Thursday in Kansas live FOB purchases traded at 186.00, with a few up to 195.00. On Thursday in Nebraska live FOB purchases traded from 195.00-196.00, with a few up to 197.00, while dressed delivered purchases traded from 305.00-306.00, with a few up to 308.00. There have been a few dressed FOB purchases at 310.00. On Thursday in the Western Cornbelt live FOB purchases traded from live FOB purchases traded 2 from 193.00-195.00, with a few up to 197.00, while dressed delivered purchases traded from 305.00-306.00, with a few up to 309.00.

**Negotiated Cash Sales:**

|                      |        |                  |        |                  |        |
|----------------------|--------|------------------|--------|------------------|--------|
| <b>Confirmed:</b>    | 8,888  | <b>Week Ago:</b> | 10,008 | <b>Year Ago:</b> | 9,832  |
| <b>Week to date:</b> | 88,081 | <b>Week Ago:</b> | 27,236 | <b>Year Ago:</b> | 48,497 |

| <u>Live Basis</u>           | <u>Steers</u>            | <u>Heifers</u>           |
|-----------------------------|--------------------------|--------------------------|
| <b>Over 80% Choice</b>      | 192.00-198.00 avg 196.21 | 190.00-197.00 avg 194.62 |
| <b>65-80% Choice</b>        | 196.00-196.00 avg 196.00 | -                        |
| <b>35-65% Choice</b>        | -                        | -                        |
| <b>0-35% Choice</b>         | -                        | -                        |
| <b>Total All Grades</b>     | 192.00-198.00 avg 196.18 | 190.00-197.00 avg 194.62 |
| <b><u>Dressed Basis</u></b> |                          |                          |
| <b>Over 80% Choice</b>      | 306.00-306.00 avg 306.00 | 302.00-303.00 avg 302.35 |
| <b>65-80% Choice</b>        | -                        | 302.00-302.00 avg 302.00 |
| <b>35-65% Choice</b>        | -                        | -                        |
| <b>0-35% Choice</b>         | -                        | -                        |
| <b>Total All Grades</b>     | 306.00-306.00 avg 306.00 | 302.00-303.00 avg 302.16 |

| <u>All Beef Type Steers/Heifers</u> | <u>Head</u> | <u>Avg Wt</u> | <u>Price Range</u> | <u>Wtd Avg</u> |
|-------------------------------------|-------------|---------------|--------------------|----------------|
| Live FOB                            | 6,408       | 1475.0        | 188.00-198.00      | 195.46         |
| Live Del                            | 955         | 1374.1        | 194.00-196.00      | 195.93         |
| Dressed Del                         | 1,525       | 883.4         | 302.00-310.00      | 305.82         |
| Dressed FOB                         | -           | -             | -                  | -              |

**WEEKLY COMMODITY FUTURES TRENDS**

Compared to last week, Live Cattle 4.37 to 6.00 higher, Lean Hogs 1.22 to 2.45 lower, except Jul 0.15 higher, Feeder Cattle 6.35 to 7.05 higher.

**Daily Futures Closes**

|                  | Mon.   | Tues.  | Wed.   | Thu.   | Fri.   |
|------------------|--------|--------|--------|--------|--------|
| <b>Cattle</b>    |        |        |        |        |        |
| Jun              | 183.92 | 183.75 | 183.65 | 184.82 | 186.82 |
| Aug              | 179.97 | 179.92 | 178.32 | 179.50 | 183.17 |
| Oct              | 182.17 | 181.72 | 181.05 | 181.70 | 184.85 |
| Dec              | 185.55 | 185.25 | 184.77 | 185.27 | 187.70 |
| Feb              | 188.35 | 188.07 | 187.77 | 188.22 | 190.37 |
| <b>Lean Hogs</b> |        |        |        |        |        |
| Jun              | 92.25  | 91.95  | 92.02  | 91.75  | 91.17  |
| Jul              | 92.90  | 92.27  | 93.70  | 92.77  | 93.65  |
| Aug              | 90.22  | 89.10  | 89.95  | 88.60  | 90.45  |
| Oct              | 77.77  | 76.67  | 77.05  | 75.72  | 76.75  |
| Dec              | 72.22  | 71.17  | 71.50  | 70.60  | 71.05  |
| <b>Fdr Cat</b>   |        |        |        |        |        |
| Aug              | 258.65 | 257.65 | 257.57 | 257.47 | 261.97 |
| Sep              | 259.72 | 258.67 | 258.47 | 258.30 | 262.70 |
| Oct              | 260.20 | 259.22 | 258.85 | 258.72 | 263.10 |
| Nov              | 260.00 | 259.10 | 258.60 | 258.55 | 262.82 |
| Jan              | 258.05 | 257.17 | 256.82 | 256.92 | 260.92 |
| <b>Milk</b>      |        |        |        |        |        |
| Jun              | 19.70  | 19.78  | 19.77  | 19.89  |        |
| Jul              | 20.61  | 20.53  | 20.60  | 21.09  |        |
| Aug              | 20.95  | 21.00  | 21.07  | 21.56  |        |

**WEEKLY COMMODITY GRAIN FUTURES TRENDS**

Compared to last week, Soybeans Jul 0.01 higher, others 0.08 to 0.09 lower, Wheat 0.15 to 0.32 lower, Corn 0.01 to 0.03 higher, KC Wheat 0.37 to 0.46 lower, Soybean Meal nearby 1.20 to 7.70 higher, distant 2.10 to 2.70 lower.

**Daily Grain Futures Closes**

|                 | Mon.     | Tues.    | Wed.     | Thu.     | Fri.     |
|-----------------|----------|----------|----------|----------|----------|
| <b>Soybeans</b> |          |          |          |          |          |
| Jul             | 1188 1/4 | 1178     | 1177 1/4 | 1189 1/2 | 1179 3/4 |
| Aug             | 1182 3/4 | 1171 3/4 | 1166 3/4 | 1178 1/4 | 1168 1/4 |
| Sep             | 1158 1/4 | 1148 1/4 | 1143     | 1157 1/2 | 1146 1/2 |
| Nov             | 1158 3/4 | 1151 1/2 | 1147 1/4 | 1160 1/4 | 1149 3/4 |
| Jan             | 1171 3/4 | 1164 3/4 | 1160 1/4 | 1171     | 1162     |
| <b>Wheat</b>    |          |          |          |          |          |
| Jul             | 607 1/2  | 626 1/2  | 617      | 620      | 612 3/4  |
| Sep             | 630 3/4  | 646 3/4  | 636      | 637 3/4  | 628 1/2  |
| Dec             | 659      | 671 1/2  | 660 1/4  | 660 3/4  | 650 1/4  |
| Mar             | 680      | 690      | 678 1/2  | 677 1/2  | 666 3/4  |
| May             | 689 3/4  | 698 1/2  | 687 1/2  | 686 1/4  | 674 3/4  |
| <b>Corn</b>     |          |          |          |          |          |
| Jul             | 451 3/4  | 449 1/2  | 454 1/4  | 458 1/2  | 450      |
| Sep             | 456 1/4  | 453 3/4  | 456 3/4  | 463 1/2  | 457      |
| Dec             | 468 1/4  | 465 1/4  | 468 3/4  | 476      | 470 1/4  |
| Mar             | 480 1/4  | 477 1/4  | 479 3/4  | 486 1/4  | 481 1/4  |
| May             | 488 1/4  | 485      | 487      | 493 1/2  | 488 1/4  |
| <b>KC Wheat</b> |          |          |          |          |          |
| Jul             | 643 3/4  | 655      | 637 1/4  | 636 3/4  | 627 1/2  |
| Sep             | 656 1/2  | 666      | 650 1/4  | 647 1/2  | 636 1/4  |
| Dec             | 676 1/2  | 684 1/4  | 671      | 667      | 654 3/4  |
| Mar             | 691 1/4  | 698      | 685 1/2  | 680      | 667 3/4  |
| May             | 696 1/2  | 702 1/2  | 690 3/4  | 685 3/4  | 673      |
| <b>SB Meal</b>  |          |          |          |          |          |
| Jul             | 368.00   | 359.30   | 360.20   | 368.30   | 368.40   |
| Aug             | 359.40   | 352.30   | 351.30   | 357.50   | 356.10   |
| Sep             | 355.30   | 349.20   | 347.10   | 352.70   | 349.80   |
| Oct             | 354.40   | 349.30   | 347.20   | 352.40   | 348.70   |
| Dec             | 358.60   | 354.10   | 352.20   | 357.20   | 353.40   |

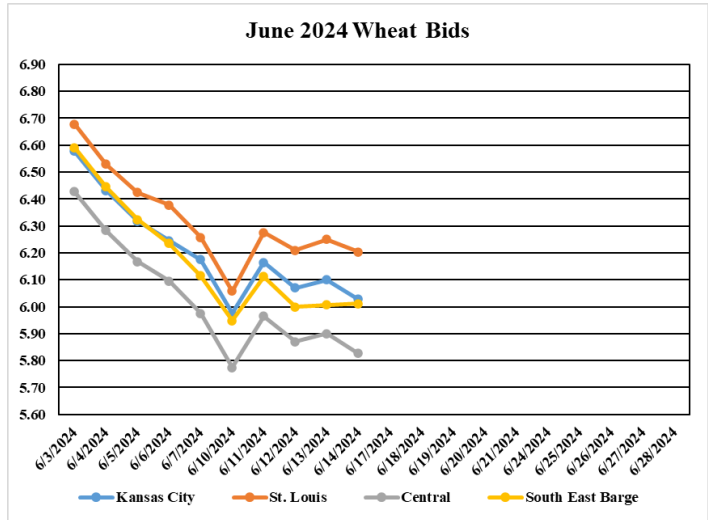
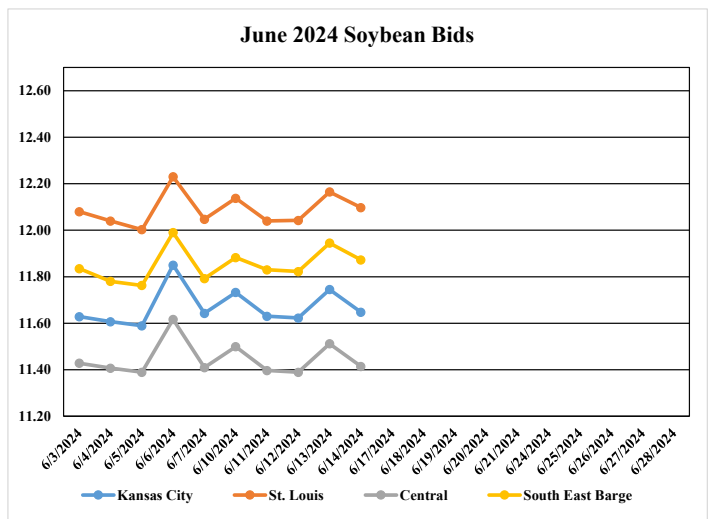
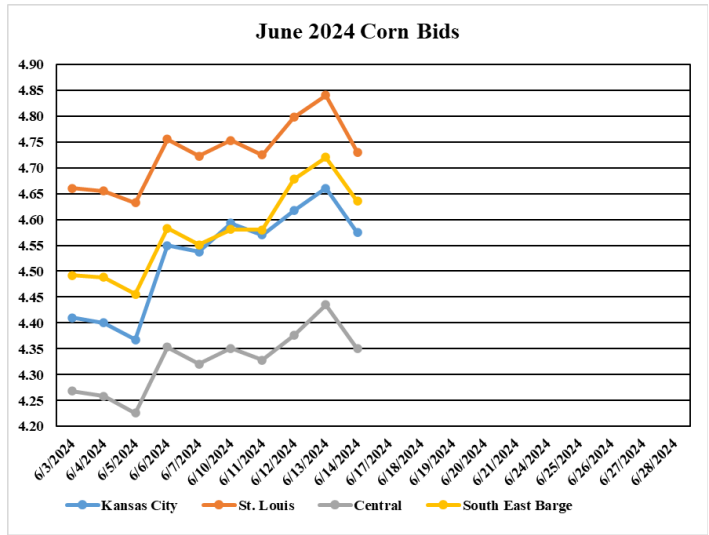
**MISSOURI GRAIN WEEKLY TRENDS**

Compared to last week, Soybeans unch to 0.05 higher, Wheat 0.04 to 0.15 lower, Corn 0.01 lower to 0.07 higher, Sorghum 0.02 to 0.07 higher.

| Area               | #1 Soybeans | #2 Soft Wheat | #2 Corn   | #2 Grain Sorghum |
|--------------------|-------------|---------------|-----------|------------------|
| <b>Kansas City</b> |             |               |           |                  |
| Friday**           | 11.39-11.79 | 6.17          | 4.43-4.63 | 4.58             |
| Monday             | 11.48-11.88 | 5.97          | 4.46-4.71 | 4.61             |
| Tuesday            | 11.38-11.78 | 6.16          | 4.44-4.69 | 4.59             |
| Wednesday          | 11.37-11.77 | 6.07          | 4.49-4.74 | 4.64             |
| Thursday           | 11.49-11.89 | 6.10          | 4.53-4.78 | 4.68             |
| Friday             | 11.39-11.79 | 6.02          | 4.45-4.70 | 4.60             |
| <b>St. Louis</b>   |             |               |           |                  |
| Friday**           | 12.04-12.05 | 6.22-6.27     | 4.72      | 4.93             |
| Monday             | 12.13-12.14 | 6.02-6.07     | 4.74-4.75 | 4.96             |
| Tuesday            | 12.04       | 6.26-6.29     | 4.72      | 4.94             |
| Wednesday          | 12.04       | 6.17-6.24     | 4.79-4.80 | 5.04             |
| Thursday           | 12.16       | 6.20-6.30     | 4.83-4.84 | 5.08             |
| Friday             | 12.08-12.10 | 6.18-6.22     | 4.71-4.75 | 5.00             |
| <b>Central</b>     |             |               |           |                  |
| Friday**           | 11.34-11.44 | 5.77-6.07     | 4.28-4.33 | ---              |
| Monday             | 11.43-11.53 | 5.57-5.87     | 4.31-4.36 | ---              |
| Tuesday            | 11.33-11.43 | 5.76-6.06     | 4.29-4.34 | ---              |
| Wednesday          | 11.32-11.42 | 5.67-5.97     | 4.32-4.39 | ---              |
| Thursday           | 11.44-11.54 | 5.70-6.00     | 4.38-4.48 | ---              |
| Friday             | 11.34-11.44 | 5.62-5.92     | 4.30-4.40 | ---              |
| <b>S.E. MO</b>     |             |               |           |                  |
| Friday**           | 11.71-11.92 | 6.07-6.17     | 4.50-4.60 | ---              |
| Monday             | 11.80-12.01 | 5.87-6.02     | 4.53-4.63 | ---              |
| Tuesday            | 11.73-11.93 | 5.98-6.21     | 4.54-4.61 | ---              |
| Wednesday          | 11.72-11.92 | 5.89-6.12     | 4.66-4.69 | ---              |
| Thursday           | 11.84-12.04 | 5.92-6.15     | 4.70-4.73 | ---              |
| Friday             | 11.74-11.99 | 5.82-6.32     | 4.62-4.65 | ---              |

(PRICES PER BUSHEL) \*NEW CROP \*\*PREVIOUS WEEK'S PRICES  
\*Bids calculated using Kansas City, St. Louis, and St. Joseph bids

**MONTHLY GRAIN CROP**



\*Axis value ranges may be updated to reflect data points.

**WHOLESALE FEEDSTUFFS PRICES (DOLLARS PER TON-BULK BASIS)**

| Area        | Soybean Hulls Pellets | Soybean Meal 46.5-48% | Corn Gluten Pellets 21% | Wheat Middlings |
|-------------|-----------------------|-----------------------|-------------------------|-----------------|
| Kansas City | 125.00                | 388.40                | 175.00                  | 122.50          |
| St. Louis   | n/a                   | n/a                   | 177.50                  | 116.67          |



## MISSOURI CROP PROGRESS AND CONDITION

There were 4.4 days suitable for fieldwork in the week ending June 9, 2024. Statewide, the average temperature was 72.6 degrees, 2.4 degrees above normal. Precipitation averaged 1.74 inches, 0.61 inches above normal. Topsoil moisture supply was rated 4 percent short, 78 percent adequate, and 18 percent surplus. Subsoil moisture supply was rated 6 percent short, 80 percent adequate, and 14 percent surplus. Corn planted reached 97 percent, compared to the 5-year average of 94 percent. Corn emerged reached 90 percent, compared to the 5-year average of 87 percent. Corn condition was rated 2 percent very poor, 8 percent poor, 21 percent fair, 58 percent good, and 11 percent excellent. Soybeans planted reached 79 percent, compared to the 5-year average of 67 percent. Soybeans emerged reached 67 percent, compared to the 5-year average of 52 percent. Soybean condition was rated 2 percent very poor, 6 percent poor, 28 percent fair, 60 percent good, and 4 percent excellent. Cotton emerged reached 97 percent. Cotton squaring reached 8 percent, compared to the 5-year average of 6 percent. Cotton condition was rated 3 percent very poor, 11 percent poor, 26 percent fair, and 60 percent good. Rice emerged reached 95 percent, compared to the 5-year average of 89 percent. Rice condition was rated 2 percent very poor, 7 percent poor, 15 percent fair, 73 percent good, and 3 percent excellent. Winter wheat harvested for grain reached 10 percent, compared to the 5-year average of 4 percent. Winter wheat condition was rated 1 percent very poor, 4 percent poor, 22 percent fair, 62 percent good, and 11 percent excellent.

|                         | Week Ending |        |        |            |
|-------------------------|-------------|--------|--------|------------|
|                         | 6/9/24      | 6/2/24 | 6/9/23 | 5 year avg |
| Corn Planted            | 97          | 93     | 100    | 94         |
| Corn Emerged            | 90          | 81     | 97     | 87         |
| Soybeans Planted        | 79          | 68     | 92     | 67         |
| Soybeans Emerged        | 67          | 52     | 84     | 52         |
| Cotton Squaring         | 8           | 1      | 18     | 6          |
| Rice Emerged            | 95          | 93     | 99     | 89         |
| Winter Wheat Harvested  | 10          | 5      | 15     | 4          |
| Alfalfa hay 1st cutting | 73          | 54     | 83     | 61         |
| Other hay cut           | 44          | 34     | 55     | 35         |

### MISSOURI WEEKLY HAY SUMMARY 06/13/24

A fairly decent week for making hay around the state. Rains last weekend temporary stopped some progress but after that the week has been pretty favorable. Although it isn't officially summer, yet it is certainly going to feel like it as temperatures rise and the feel like is expected to be near or exceed triple digits in the coming days. Nearly all the southern part of the state has now been removed from the drought monitor there is a growing area in the northeast that is now highlighted as being abnormally dry. The supply of hay is moderate, and demand is light to moderate. The Missouri Department of Agriculture has a hay directory at <https://apps.mda.mo.gov/haydirectory> or visit the University of Missouri Extension feed stuff finder at <https://feedstufffinder.org>

Alfalfa - Supreme 250.00-350.00, small square 10.00-15.00 per bale  
 Alfalfa - Premium 200.00-275.00  
 Alfalfa - Good 150.00-200.00, small square 5.00-10.00 per bale  
 Alfalfa - Fair 125.00-150.00  
 Mixed grass - Good/Premium 150.00-225.00  
 Mixed grass-Fair/Good 100.00-175.00, small square 5.00-10.00 per bale  
 Mixed grass - Fair 45.00-75.00 per large round bale  
 Wheat straw - 4.00-7.00 per small square bale

Please Note: The above volumes (tonnage, acres, and bales) listed are for confirmed trades only, it does not include estimated volume (tonnage) for bids or offers to the trade. List your hay for sale at: [Hay Listing Online Form](#). Explanation of Hay Quality Guidelines: [Hay Quality Designation Guidelines](#). Glossary of Terms: [Livestock, Poultry, & Grain Hay Terms](#)

## MISSOURI WEEKLY SHEEP/GOAT AUCTION SUMMARY

Week ending 6/15/24  
 Receipts: 705 Week Ago: 6,412 Last Year: 2,039

**SHEEP:** Feeder Lambs: Small and Medium 1-2 hair pkg 28 lbs 250.00; 30-50 lbs 200.00-225.00. Slaughter Lambs: Choice and Prime 1-2 hair 45-70 lbs 215.00-245.00; 70-95 lbs 220.00-270.00. Choice 1-2 hair 50-70 lbs 185.00-205.00; 70-85 lbs 205.00-225.00. Ewes: Good 1-3 few 202 lbs 120.00. Utility and Good 1-2 95-175 lbs 90.00-100.00. Utility 1-2 pkg 12 hd 102 lbs 72.50.

**GOATS:** Slaughter Kids: Selection 1 60-70 lbs 325.00-345.00; 70-75 lbs 340.00-250.00. Selection 1-2 40-55 lbs 270.00-288.00; 60-75 lbs 285.00-295.00. Selection 2 40-60 lbs 235.00-245.00. Nannies Selection 1 few 112 lbs 160.00. Selection 1-2 45-60 lbs 110.00-115.00; 65-75 lbs 135.00-140.00; 105-150 lbs 115.00-135.00. Selection 2-3 pkg 93 lbs 85.00. .

Explanatory Notes: Stage - Represents estimated lambing/kidding period (Open, Exp=exposed, Bred, Fall = Sep-Nov, Win = Dec-Feb, Spr = Mar-May, Sum=Jun-Aug; w/s = woolled and shorn; /hd= per head; /fam=per family  
 All price CWT unless otherwise noted.

### MISSOURI DROUGHT MONITOR

| Date    | None  | D0    | D1    | D2    | D3   | D4   |
|---------|-------|-------|-------|-------|------|------|
| 6/11/24 | 88.89 | 11.11 | 0.00  | 0.00  | 0.00 | 0.00 |
| 6/04/24 | 89.06 | 10.93 | 0.01  | 0.00  | 0.00 | 0.00 |
| 6/13/23 | 9.39  | 34.10 | 28.40 | 20.10 | 8.01 | 0.00 |

Reflects percentage of Missouri impacted by drought. D0 Abnormally Dry; D1 Moderate Drought; D2 Severe Drought; D3 Extreme Drought; D4 Exceptional Drought

### NATIONAL DIRECT DELIVERED FEEDER PIG REPORT

06/14/24 Receipts: 124,638 Week ago: 134,700 Year Ago: 81,376  
 Early weaned pigs and feeder pigs 1.00 lower.  
 Cash 73,792 head 25.00-47.00, weighted average 37.93.  
 Formula 32,895 head 33.80-55.13, weighted average 42.54  
 Feeder pigs 40 pounds basis:  
 Cash 17,951 head 48.00-63.00, weighted average 59.10

### NATIONAL DAILY DIRECT PRIOR DAY HOG REPORTS FOR 06/14/24

**BARROWS AND GILTS (Carcass Basis):** 1,716 head  
 Base Carcass Price 82.00-88.00, weighted average 86.07  
**SOWS (Live Basis):** 8,596 head  
 300-500 lbs. 30.00-77.00  
 Over 500 lbs. 51.00-82.36

### MISSOURI WEEKLY DIRECT SLAUGHTER CATTLE REPORT 06/14/24

Weekly Receipts: 600 Week ago: 240 Year ago: 320  
 Trading as of Friday morning, flat dressed sales 3.00-5.00 higher.  
 Grid dressed sales 5.00 higher.

**LIVE STEERS & HEIFERS:** No sales reported  
**DRESSED STEERS & HEIFERS:** 8 loads Friday 303.00-305.00

**GRADE AND WEIGHT (Grid):** 2 loads late last Fri 304.00  
 5 loads Thur 309.00

Click here for the current [National Crop Progress](#)  
 Click here for the current [Missouri Crop Progress](#)  
 The current hay directory can be found at: [Hay Directory](#).