

Weekly Market Summary

Published by:
Missouri Department of Agriculture
Ag Business Development Division
Market News Program



Chris Chinn, Director
 Jill Wood, Division Director
 Tony Hancock, Editor
[agmarketnews.mo.gov](http://www.ams.usda.gov/marketnews.htm)
<http://www.ams.usda.gov/marketnews.htm>

Michael L. Parson, Governor

Volume XLIV, Number 25 ♦ P.O. Box 630, Jefferson City, MO 65102 ♦ (573) 751-4211 ♦ Mon, Jun 24, 2024

MISSOURI WEEKLY FEEDER CATTLE WEIGHTED AVERAGE REPORT

Feeder Cattle Receipts: 24,137 Week ago: 24,847 Year ago: 36,605
 Steers and Heifers Medium and Large 1—Weighted average weights and prices

STEERS: Medium and Large 1

325 lbs. 376.27	523 lbs. 330.98	721 lbs. 269.40	924 lbs. 244.42
371 lbs. 375.57	570 lbs. 314.53	779 lbs. 261.78	970 lbs. 233.67
423 lbs. 354.41	626 lbs. 302.47	815 lbs. 255.16	1016 lbs. 213.81
467 lbs. 358.00	668 lbs. 290.13	865 lbs. 253.22	

HEIFERS: Medium and Large 1

325 lbs. 342.29	521 lbs. 294.51	730 lbs. 251.91	958 lbs. 202.00
375 lbs. 340.94	574 lbs. 280.03	778 lbs. 236.51	
430 lbs. 329.80	620 lbs. 267.02	825 lbs. 224.96	
479 lbs. 307.77	671 lbs. 256.31	857 lbs. 221.36	

MISSOURI STEER (HEIFER) STOCKER FORMULA 06/24/2024

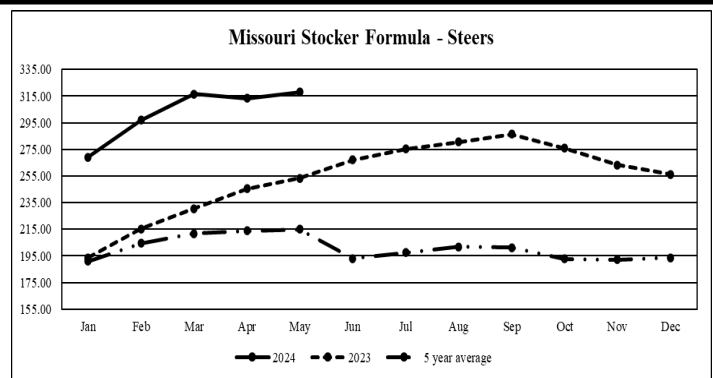
Monday's Missouri Stocker formula consists of **5329 (4519)** head with a weighted average weight of **551.40 (537.81)** lbs. and a price value of **313.64 (283.38)**, 2.70 higher (2.68 higher) than last week.

This a rolling seven day calculated weighted value which combines all Feeder Steers reported by MDA/USDA Market News Service weighing from 400-649 lbs. in the Medium and Large 1 and Medium and Large 1-2 frame and muscle classifications, including all comment cattle except Brahman X. Heifer values are in parentheses.

MISSOURI WEEKLY CATTLE AUCTION SUMMARY

Total Receipts: 27,168 Week Ago: 29,412 Year Ago: 44,602

Compared to last week, feeders sold steady to 10.00 higher. The supply of feeders was light to moderate with heat affecting some sales and many farmers in the hayfields. Feeders over 600 lbs. made up 59% of this week's supply. Demand was good a few barns are starting to have their holiday special sales offering good strings of cattle with health programs, weaning and lots of quality. Given the tight supplies buyers have been willing to bid aggressively and push markets higher. Calves with hair or extra flesh are not nearly as desirable and finding discounts but those prices are still being pulled up by the better cattle. The monthly Cattle on Feed Report was released on Friday and at least for the short term will be viewed as bearish. On feed and marketing numbers were within pre-report estimates but placements were 6 percent above the average estimate. A few stick-out sales this week included several loads from the value-added special sale at Joplin Regional Stockyards a part load of 608 lb. steers sold at 327.00, a load of 735 lb. steers at 285.50, 220 head of 837 lb. steers at 261.00 and 203 head of 864 lb. steers at 254.00. Kingsville Livestock Market sold 2 loads of 977 lb. steers at 236.10. Load lots of calves were in short supply this week but one load of 524 lb. value added steers sold at 355.0. On the heifer side of the market Kingsville Livestock Market sold a part load of 730 lb. heifers at 265.00. Boxed beef cutouts were mixed for the week, choice closed on Friday at 322.39, up 2.50 and select closed at 303.11, down 0.70 compared to last week. Negotiated feedlot sales as of the Friday afternoon report was very limited with only 9K head being reported before the cutoff time. Early prices were stronger with live sales were reported 193.00-198.50 and dressed sales reported from 306.00-312.00. The Missouri Stocker formula consists of 5329 head with a weighted average weight of 551.40 lbs. and a price value of 313.64, 2.70 higher than a week ago. The steer/heifer spread is 30.26.

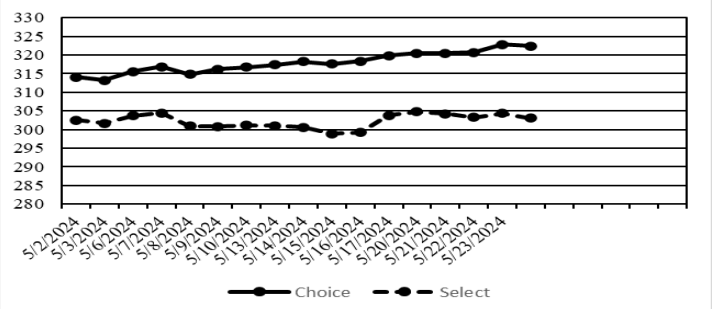


*Graph is updated the first Monday of each month. Axis value ranges may be updated to reflect data points.

NATIONAL BOXED BEEF CUTOUT/BOXED BEEF CUTS

DATE	CHOICE	SELECT	TOTAL LOADS
6/17	320.47	304.82	99
6/18	320.52	304.21	190
6/19	320.70	303.26	125
6/20	322.87	304.40	98
6/21	322.39	303.11	131
5 Day Simple Average	321.39	303.96	

Boxed Beef Cuts June 2023



*Axis value ranges may be updated to reflect data points.

WEEKLY LIVESTOCK SLAUGHTER 06/21/24

	CATTLE	HOGS	SHEEP
Week to Date:	620,000	2,419,000	35,000
Last Week:	615,000	2,380,000	33,000
Last Year:	649,478	2,368,144	34,821

The Weekly Market Summary, as well as historical summaries, are available on our website <https://agmarketnews.mo.gov/summaries>
 Market News Hotline: 1-573-522-9244

SOUTHWEST MISSOURI WEEKLY SUMMARY

(Joplin and Springfield)

Receipts: 11,094 Week ago: 16,139 Year Ago: 16,829
Compared to last week feeders sold sharply higher with most classes steady to 10.00 higher and several spots up to 20.00 higher. Slaughter cows and bulls sold from 1.00 lower to 7.00 higher.

FEEDER STEERS:
Medium and Large 1

300-400 lbs.	330.00-360.00
400-500 lbs.	325.00-345.00
500-600 lbs.	302.00-355.00
600-700 lbs.	274.00-327.00
700-800 lbs.	250.50-278.00
800-900 lbs.	247.00-259.00
900-1000 lbs.	229.00-252.25

FEEDER HEIFERS:
Medium and Large 1

300-400 lbs.	318.00-350.00
400-500 lbs.	296.00-330.00
500-600 lbs.	275.00-310.00
600-700 lbs.	245.00-274.00
700-800 lbs.	233.00-257.00
800-900 lbs.	220.50-233.00
Load 958 lbs.	202.00

FEEDER HOLSTEIN STEERS
Large 3

400-500 lbs.	Scarce
500-600 lbs.	
600-700 lbs.	
700-800 lbs.	
800-900 lbs.	
900-1000 lbs.	

SLAUGHTER COWS: Breaking and Boning (70-85% lean) 127.50-147.00; high dressing 140.00-155.00; low dressing 119.00-130.00. Lean (85-90%) 115.00-134.00

SLAUGHTER BULLS: Yield Grade 1-2 1250-2380 lbs. 158.00-179.00; high dressing 178.00-210.00; low dressing 137.00-160.00

BRED COWS: Medium and Large 1 2-8 yrs 1150-1525 lbs 2nd and 3rd stage 2050.00-2600.00 per head. Medium and Large 1-2 2-8 yrs 895-1450 lbs 2nd and 3rd stage 1475.00-2250.00 per head

COW & CALF PAIRS: Medium and Large 1 2-8 yrs 1148-1489 lbs calves 150-300 lbs 2400.00-22750.00; cows bred back with calves over 300 lbs 3450.00-3525.00 per pair

BRED HEIFERS: Medium and Large 1 1 1/2- 4 yrs 950-1375 lbs 2nd and 3rd stage 2000.00-2650.00 per head

SOUTH CENTRAL MISSOURI WEEKLY SUMMARY

(West Plains, Phillipsburg)

Receipts: 3,018 Week ago: 4,099 Year Ago: 6,966
Compared to last week, feeders sold steady to 6.00 higher with the most increase on those under 700 lbs. Slaughter cows and bulls sold 2.00 to 7.00 higher.

FEEDER STEERS:
Medium and Large 1

300-400 lbs.	360.00-375.00
400-500 lbs.	341.00-386.00
500-600 lbs.	300.00-332.50
600-700 lbs.	272.50-302.00
800-900 lbs.	240.00-252.50
900-1000 lbs.	230.00-246.00

FEEDER HEIFERS:
Medium and Large 1

300-400 lbs.	335.00-352.50
400-500 lbs.	292.50-325.00
500-600 lbs.	260.00-300.00
600-700 lbs.	249.00-262.50
700-800 lbs.	234.25-236.25
34 head 809 lbs.	226.00

FEEDER HOLSTEIN STEERS:
Large 3

Scarce

SLAUGHTER COWS: Breaking and Boning (70-85% lean) 130.00-146.50, high dressing 143.00-155.00; low dressing 116.00-129.00. Lean (85-90%) 117.50-135.00

SLAUGHTER BULLS: Yield Grade 1-2 1220-2360 lbs. 158.00-179.00; high dressing 180.00-200.00; low dressing 135.00-154.00

BRED COWS: Medium and Large 1 2-8 yrs 1080-1425 2nd and 3rd stage 2200.00-2600.00. Medium and Large 1-2 2-8 yrs 1085-1177 lbs 1st to 3rd stage 1500.00-1700.00 per head

COW & CALF PAIRS: few Medium and Large 1 2-8 yrs 1078 lbs 150-300 lb calves 3050.00 per pair

WEST CENTRAL MISSOURI WEEKLY SUMMARY

(Kingsville, Windsor, Butler)

Receipts: 4,358 Week ago: 3,783 Year ago: 6,854
Compared to last week, feeder sold steady to firm. Slaughter cows sold steady to 4.00 higher.

FEEDER STEERS:
Medium and Large 1

400-500 lbs.	332.50-389.50
500-600 lbs.	303.00-347.50
600-700 lbs.	280.00-313.50
700-800 lbs.	256.00-285.00
800-825 lbs.	245.00-264.00
116 hd 977 lbs.	236.10

FEEDER HEIFERS:
Medium and Large 1

400-500 lbs.	285.00-360.00
500-600 lbs.	268.00-316.50
600-700 lbs.	248.00-288.00
700-750 lbs.	250.00-265.00

SLAUGHTER BULLS: Yield Grade 1-2 1405-2245 lbs 150.00-178.00; high dressing 180.00-189.00

SLAUGHTER COWS: Breaking and Boning (70-85% lean) 132.00-157.50, high dressing 145.50-172.00. Lean (85-90%) 119.00-137.00

BRED COWS: scarce

COW & CALF PAIRS: Few Medium and Large 1-2 5-8 yrs 1325-1400 lbs 150-300 lbs calves 3185.00-3375.00 per pair

NORTHEAST MISSOURI WEEKLY SUMMARY

(Bowling Green, Kingdom City, Palmyra)

Receipts: 2,059 Week ago: 3,925 Year ago: 6,022
Compared to last week, feeders sold steady to firm, except 600-650 lb steers 5.00-8.00 lower, and 500-550 lb heifers 5.00-10.00 higher. Slaughter cows sold 5.00-10.00 higher.

FEEDER STEERS:
Medium and Large 1

400-500 lbs.	347.50-381.00
500-600 lbs.	318.50-360.00
600-700 lbs.	299.00-304.00
700-800 lbs.	275.00-280.00
850-900 lbs.	249.00-253.75

FEEDER HEIFERS:
Medium and Large 1

400-500 lbs.	317.00-351.00
500-600 lbs.	284.00-318.00
600-650 lbs.	272.00-282.00

SLAUGHTER BULLS: Yield Grade 1-2 1330-1730 lbs 159.00-172.00; high dressing 175.00-191.00; low dressing ind 153.00

SLAUGHTER COWS: Breaking and Boning, (70-85% lean) 130.00-141.00; high dressing 141.00-160.00; low dressing 120.00-127.00. Lean (85-90%) 115.00-130.00

SLAUGHTER STEERS: Choice 2-3 188.00-194.00

SLAUGHTER HEIFERS: Choice 2-3 189.00-196.00

BRED COWS: Medium and Large 1 2-8 yrs 1240-1510 lbs 2nd and 3rd stage 2600.00-2950.00 per head

COW & CALF PAIRS: Medium and Large 1 2-8 yrs 1200-1400 lbs 150-300 lb calves 3350.00-3600.00 per pair

NORTH CENTRAL MISSOURI WEEKLY SUMMARY

(Macon, Unionville, Green City, New Cambria) w/e 6/15/22

Receipts: 2,860 Week ago: 3,718 Year ago: 3,632
No sales reported this week
*Some sale barns on a bi-weekly schedule and may not have a sale each week.

FEEDER STEERS:
Medium and Large 1

400-500 lbs.	350.00-410.00
500-600 lbs.	305.00-359.00
600-700 lbs.	284.50-319.00
700-800 lbs.	265.00-293.60
Load 828 lbs.	256.35
900-950 lbs.	253.00-257.50

FEEDER HEIFERS:
Medium and Large 1

400-500 lbs.	312.50-340.00
500-600 lbs.	270.75-309.00
600-700 lbs.	250.00-268.00
700-800 lbs.	252.50-259.00

SLAUGHTER BULLS: Yield Grade 1-2 1225-2250 lbs. 158.00-178.00; high dressing 183.00-188.00

SLAUGHTER COWS: Breaking and Boning (70-85% lean) 123.50-149.00, high dressing 136.00-159.00. Lean (85-90%) 109.00-127.00

BRED COWS: Scarce

HEIFER PAIRS: Scarce

SOUTHEAST MISSOURI WEEKLY SUMMARY

(Jackson and Farmington)

Receipts: 1,025 Weeks ago: 777 Year ago: 2,445
 Compared to last week, feeders steady to 10.00 higher, slaughter cows and bulls sold steady to 7.00 higher.

FEEDER STEERS:

Medium and Large 1

300-400 lbs. 325.00-372.00
 400-500 lbs. 297.50-370.00
 500-600 lbs. 279.00-345.00
 600-700 lbs. 263.00-300.00
 700-800 lbs. 235.00-262.00

FEEDER HEIFERS:

Medium and Large 1

350-400 lbs. 290.00-320.00
 400-500 lbs. 270.00-315.00
 500-600 lbs. 239.00-295.00
 600-700 lbs. 225.00-260.00
 700-750 lbs. 229.00-235.00

SLAUGHTER BULLS: Yield Grade 1-2 1260-2325 lbs 138.00-146.00, high dressing 149.00-176.00

SLAUGHTER COWS: Breaking and Boning (75-85% lean) 119.00-134.00; high dressing 127.00-157.00. Lean (85-90% lean) 90.00-110.00

BRED COWS: Medium and Large 2 2-8 yrs 1085-1290 lbs 2nd stage 1300.00-1860.00 per head

COW & CALF PAIRS: Scarce

EAST CENTRAL MISSOURI WEEKLY SUMMARY

(Cuba, Vienna)

Receipts: 1,279 Week ago: 1,852 Year ago: 2,449
 Compared to last week, feeders sold 2.00 to 8.00 higher. Slaughter cows sold 2.00 lower to 4.00 higher.

FEEDER STEERS:

Medium and Large 1

400-500 lbs. 325.00-360.00
 500-600 lbs. 307.00-335.00
 600-700 lbs. 265.00-300.00
 700-800 lbs. 254.00-269.00
 Load 862 lbs. 247.50
 Load 965 lbs. 233.60

FEEDER HEIFERS:

Medium and Large 1

400-500 lbs. 314.00-315.00
 500-600 lbs. 267.00-306.00
 600-700 lbs. 245.50-260.00
 700-750 lbs. 239.00-341.00

SLAUGHTER BULLS: Yield Grade 1-2 1460-2145 lbs 162.00-173.00; high dressing ind 184.00; low dressing 139.50-159.00

SLAUGHTER COWS: Breaking and Boning, (70-85% lean) 132.00-143.00; high dressing 140.50-153.00. Lean (85-90%) 124.00-134.00

BRED COWS: Medium and Large 1-2 few 2-8 yrs 990-1090 lbs 2nd-3rd stage 2000.00-2300.00 per head

COW & CALF PAIRS: Scarce

NORTHWEST MISSOURI WEEKLY SUMMARY

(Tina)

Receipts: 835 Week Ago: 1,022 Year Ago: 763
 Compared to last week, steers under 450 lbs 3.00-5.00 lower, over steady to 3.00 higher, heifers sold steady to firm. Slaughter cows 1.00-3.00 higher.

FEEDER STEERS:

Medium and Large 1

300-400 lbs. 395.00-420.00
 400-500 lbs. 354.00-365.50
 500-600 lbs. 307.00-343.00
 600-700 lbs. 282.50-295.00

FEEDER HEIFERS:

Medium and Large 1

450-500 lbs. 308.00-337.00
 500-600 lbs. 280.50-305.00
 600-650 lbs. 255.00-270.50

SLAUGHTER BULLS: Yield Grade 1-2 1030-1985 lbs 158.00-177.50, high dressing ind 185.00; low dressing 141.00-157.50

SLAUGHTER COWS: Breaking and Boning, (70-85% lean) 131.00-145.00, high dressing 147.00-156.00. Lean (85-90%) 111.00-138.00

BRED COWS: Scarce

COW/CALF PAIRS: few Medium and Large 1-2 5-8 yrs 1000-1300 lbs. baby to 300 lb calves some bred back in 1st stage 2175.00-2300.00 per pair

AFTERNOON NATIONAL SLAUGHTER CATTLE REVIEW

Thus far for Friday in the Southern Plains negotiated cash trading has been mostly inactive on light demand. Last week in the Southern Plains live FOB purchases traded at 186.00. In Nebraska and Western Cornbelt negotiated cash trading has been slow on moderate demand. In Nebraska, a few dressed purchases have traded from 310.00-312.00. However, not enough dressed delivered, or live FOB purchases for a full market trend. Last week live FOB traded early in the week at 190.00, with later in the week purchases ranging from 195.00-198.00, while dressed delivered purchases traded from 305.00-306.00, with a few up to 310.00. In the Western Cornbelt, a few live FOB purchases traded have traded at 197.00. However, not enough live FOB or dressed delivered purchases for a full market trend. Last week live FOB purchases traded from 190.00-197.00 mostly from 193.00-195.00, dressed delivered purchases traded from 305.00-306.00 with a few up to 310.00.

Negotiated Cash Sales:					
Confirmed:	8,699	Week Ago:	8,888	Year Ago:	1,805
Week to date:	14,002	Week Ago:	88,081	Year Ago:	75,509

Live Basis	Steers	Heifers
Over 80% Choice	193.00-198.50 avg 196.95	193.00-198.00 avg 196.67
65-80% Choice	-	-
35-65% Choice	-	-
0-35% Choice	-	-
Total All Grades	193.00-198.50 avg 196.95	193.00-198.00 avg 196.67
Dressed Basis		
Over 80% Choice	306.00-312.00 avg 309.84	308.00-312.00 avg 310.24
65-80% Choice	312.00-312.00 avg 312.00	-
35-65% Choice	310.00-310.00 avg 310.00	-
0-35% Choice	-	-
Total All Grades	306.00-312.00 avg 309.80	308.00-312.00 avg 310.24

All Beef Type Steers/Heifers	Head	Avg Wt	Price Range	Wtd Avg
Live FOB	3,577	1415.3	190.00-198.50	196.32
Live Del	1,098	1424.1	193.00-198.00	196.77
Dressed Del	3,958	928.5	306.00-312.00	310.29
Dressed FOB	26	960.0	306.00-312.00	306.00

WEEKLY COMMODITY FUTURES TRENDS

Compared to last week, Live Cattle Jun 0.78 higher, others 0.02 to 1.75 lower, Lean Hogs 0.43 to 1.60 lower, Feeder Cattle 2.32 to 3.60 lower.

Daily Futures Closes

	Mon.	Tues.	Wed.	Thu.	Fri.
Cattle					
Jun	187.05	186.67	Holiday	187.07	187.60
Aug	182.80	182.10		182.55	183.15
Oct	184.62	183.87		183.82	183.62
Dec	187.65	187.07		186.60	186.07
Feb	190.35	189.90		189.40	188.62
Lean Hogs					
Jul	95.37	93.77	Holiday	91.15	92.05
Aug	91.87	91.57		89.12	89.32
Oct	78.22	78.40		76.40	76.32
Dec	71.90	72.47		70.65	70.57
Feb	75.90	76.72		75.05	75.00
Fdr Cat					
Aug	261.32	259.95	Holiday	259.82	258.37
Sep	262.57	261.12		261.17	259.90
Oct	263.30	261.97		261.87	260.62
Nov	263.10	261.85		261.70	260.50
Jan	261.32	260.00		259.75	258.40
Milk					
Jun	19.84	19.85	Holiday	19.88	19.91
Jul	20.17	19.61		19.77	19.75
Aug	20.72	20.30		20.59	20.57

WEEKLY COMMODITY GRAIN FUTURES TRENDS

Compared to last week, Soybeans 0.169 to 0.30 lower, Wheat 0.46 to 0.53 lower, Corn 0.15 to 0.17 lower, KC Wheat 0.48 to 0.52 lower, Soybean Meal 6.60 to 12.00 lower.

Daily Grain Futures Closes

	Mon.	Tues.	Wed.	Thu.	Fri.
Soybeans					
Jul	1157 3/4	1174	Holiday	1155 1/4	1160 1/2
Aug	1146	1156		1139 3/4	1147
Sep	1125 1/4	1129 3/4		1113 1/4	1119 1/2
Nov	1130 1/4	1132		1116 3/4	1120
Jan	1143 1/2	1145 1/2		1131	1132 3/4
Wheat					
Jul	591 1/2	582	Holiday	572 1/4	561 1/2
Sep	608	599		586	575 3/4
Dec	631	623 1/4		609 3/4	599 3/4
Mar	649	642 3/4		628 1/2	618 1/4
May	657 1/4	651 3/4		637 3/4	628 3/4
Corn					
Jul	443 3/4	450	Holiday	439 3/4	435
Sep	450	455 3/4		444 3/4	440 1/2
Dec	463	467 3/4		456 3/4	453 1/4
Mar	473 3/4	478 1/4		467 1/2	464
May	481	485 1/4		475	471 3/4
KC Wheat					
Jul	605 1/2	600 3/4	Holiday	592	581 1/4
Sep	615 1/2	609 3/4		598 1/4	587
Dec	634 1/4	627 3/4		615	603 1/4
Mar	648 1/4	642 1/4		629	616 1/2
May	654	648 1/4		635 1/2	623 1/2
SB Meal					
Jul	360.30	364.60	Holiday	357.60	361.80
Aug	348.20	350.90		345.00	348.70
Sep	341.80	342.80		338.50	341.80
Oct	340.20	340.80		335.80	337.50
Dec	344.90	345.20		340.20	341.40

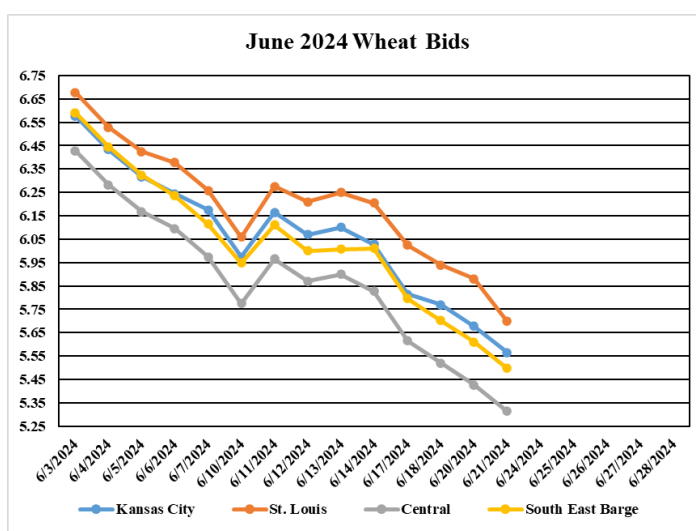
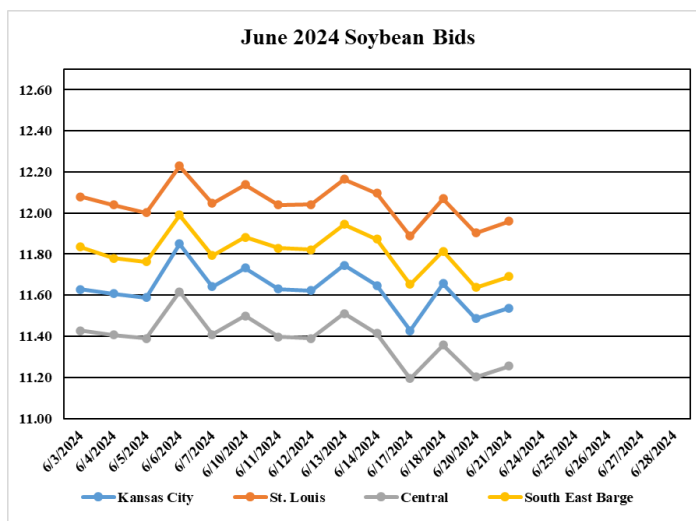
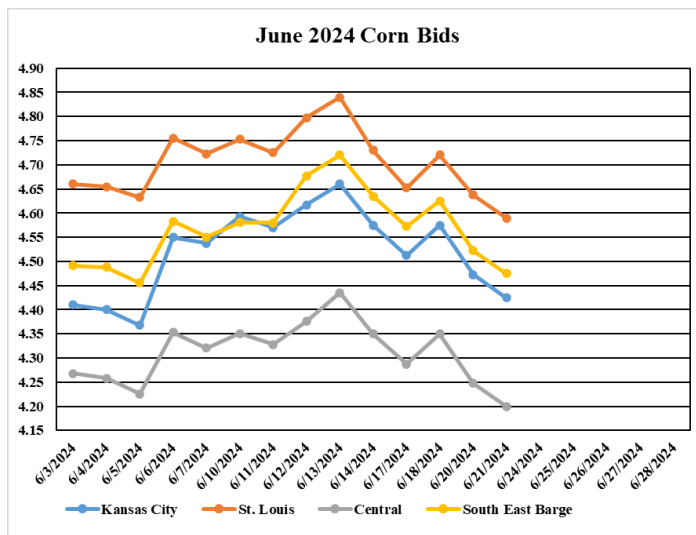
MISSOURI GRAIN WEEKLY TRENDS

Compared to last week, Soybeans 0.19 lower to 0.01 higher, Wheat 0.46 to 0.57 lower, Corn 0.12 to 0.16 lower, Sorghum 0.15 lower.

Area	#1 Soybeans	#2 Soft Wheat	#2 Corn	#2 Grain Sorghum
Kansas City				
Friday**	11.39-11.79	6.02	4.45-4.70	4.60
Monday	11.17-11.57	5.81	4.38-4.63	4.53
Tuesday	11.34-11.94	5.77	4.45-4.70	4.60
Wednesday	Holiday			
Thursday	11.15-11.75	5.68	4.35-4.60	4.50
Friday	11.20-11.80	5.56	4.30-4.55	4.45
St. Louis				
Friday**	12.08-12.10	6.18-6.22	4.71-4.75	5.00
Monday	11.87-11.89	5.99-6.06	4.64-4.65	4.93
Tuesday	12.06-12.08	5.92-5.97	4.72	5.00
Wednesday	Holiday			
Thursday	11.90	5.86-5.91	4.64	4.90
Friday	11.95-11.96	5.61-5.75	4.59	4.85
Central				
Friday**	11.34-11.44	5.62-5.92	4.30-4.40	---
Monday	11.12-11.22	5.41-5.71	4.23-4.33	---
Tuesday	11.29-11.39	5.32-5.62	4.30-4.40	---
Wednesday	Holiday			---
Thursday	11.15-11.25	5.23-5.53	4.20-4.30	---
Friday	11.20-11.30	5.11-5.41	4.15-4.25	---
S.E. MO				
Friday**	11.74-11.99	5.82-6.32	4.62-4.65	---
Monday	11.52-11.77	5.66-6.11	4.55-4.58	---
Tuesday	11.69-11.94	5.57-6.02	4.60-4.65	---
Wednesday	Holiday			---
Thursday	11.50-11.77	5.48-5.93	4.50-4.55	---
Friday	11.55-11.82	5.36-5.81	4.45-4.50	---

(PRICES PER BUSHEL) *NEW CROP **PREVIOUS WEEK'S PRICES
*Bids calculated using Kansas City, St. Louis, and St. Joseph bids

MONTHLY GRAIN CROP



*Axis value ranges may be updated to reflect data points.

WHOLESALE FEEDSTUFFS PRICES (DOLLARS PER TON-BULK BASIS)

Area	Soybean Hulls Pellets	Soybean Meal 46.5-48%	Corn Gluten Pellets 21%	Wheat Middlings
Kansas City	122.50	381.80	175.00	132.50
St. Louis	n/a	n/a	177.50	122.67

MISSOURI CROP PROGRESS AND CONDITION

There were 5.8 days suitable for fieldwork in the week ending June 16, 2024. Statewide, the average temperature was 74.4 degrees, 1.7 degrees above normal. Precipitation averaged 0.63 inches, 0.24 inches below normal. Topsoil moisture supply was rated 10 percent short, 82 percent adequate, and 8 percent surplus. Subsoil moisture supply was rated 6 percent short, 88 percent adequate, and 6 percent surplus. Corn emerged reached 97 percent, compared to the 5-year average of 93 percent. Corn silking reached 1 percent, equal to the 5-year average. Corn condition was rated 3 percent very poor, 4 percent poor, 18 percent fair, 65 percent good, and 10 percent excellent. Soybeans planted reached 86 percent, compared to the 5-year average of 80 percent. Soybeans emerged reached 78 percent, compared to the 5-year average of 64 percent. Soybean condition was rated 2 percent very poor, 5 percent poor, 24 percent fair, 64 percent good, and 5 percent excellent. Cotton squaring reached 18 percent, compared to the 5-year average of 16 percent. Cotton condition was rated 5 percent very poor, 10 percent poor, 26 percent fair, and 59 percent good. Rice condition was rated 3 percent very poor, 7 percent poor, 15 percent fair, 70 percent good, and 5 percent excellent. Winter wheat harvested for grain reached 38 percent, compared to the 5-year average of 21 percent. Winter wheat condition was rated 1 percent very poor, 4 percent poor, 19 percent fair, 61 percent good, and 15 percent excellent.

	Week Ending			
	6/16/24	6/9/24	6/16/23	5 year avg
Corn Emerged	97	90	98	93
Corn Silking	1	-	1	1
Soybeans Planted	86	79	94	80
Soybeans Emerged	78	67	88	64
Cotton Squaring	18	8	33	16
Winter Wheat Harvested	38	10	39	21
Alfalfa hay 1st cutting	87	73	89	80
Alfalfa hay 2nd cutting	1	-	-	-
Other hay cut	56	44	66	50

MISSOURI WEEKLY HAY SUMMARY 06/20/24

Haying is in full swing around the state. Other than the northwest corner of the state which received several inches of rain this week, most the rest of the state had very favorable weather for making hay. Drought concerns are becoming more real for the northeast part of the state as some counties moved into D1 status this week. Hay yields have varied not only by area but in some cases from field to field as it seemed to just depend on the lay of the land and how fields were affected by the late freeze in April. Hay prices are steady. The supply of hay is moderate, and demand is light to moderate. The Missouri Department of Agriculture has a hay directory at <https://apps.mda.mo.gov/haydirectory> or visit the University of Missouri Extension feed stuff finder at <https://feedstufffinder.org>

Alfalfa - Supreme 250.00-350.00, small square 10.00-15.00 per bale
 Alfalfa - Premium 200.00-275.00
 Alfalfa - Good 150.00-200.00, small square 5.00-10.00 per bale
 Alfalfa - Fair 125.00-150.00
 Mixed grass - Good/Premium 150.00-225.00
 Mixed grass-Fair/Good 100.00-175.00, small square 5.00-10.00 per bale
 Mixed grass - Fair 45.00-75.00 per large round bale
 Wheat straw - 4.00-7.00 per small square bale

Please Note: The above volumes (tonnage, acres, and bales) listed are for confirmed trades only, it does not include estimated volume (tonnage) for bids or offers to the trade. List your hay for sale at: [Hay Listing Online Form](#). Explanation of Hay Quality Guidelines: [Hay Quality Designation Guidelines](#). Glossary of Terms: [Livestock, Poultry, & Grain Hay Terms](#)

MISSOURI WEEKLY SHEEP/GOAT AUCTION SUMMARY

Week ending 6/22/24
 Receipts: 4,067 Week Ago: 705 Last Year: 2,712

SHEEP: Feeder Lambs: Small and Medium 1-2 25-30 lbs 140.00-175.00; 30-40 lbs 165.00-220.00; 40-50 lbs 160.00-215.00. Small and Medium 2 20 lbs 25.00 per head. Slaughter Lambs: woolled and shorn Choice and Prime 1-3 woolled and shorn 60-108 lbs 165.00-215.00; hair 50-80 lbs 187.50-227.00; 80-100 lbs 170.00-205.00. Choice 1-2 hair 50-95 lbs 160.00-202.00. Choice 1-3 hair 50-70 lbs 157.50-200.00; 70-100 lbs 130.00-182.50. Ewes Utility and Good 1-3 120-175.00 80.00-95.00. Good 2-3 hair 80-105 lbs 102.50-125.00. Utility and Good 1-2 hair 80-90 lbs 100.00-135.00; 100-165 lbs 75.00-117.00. Utility and Good 1-3 hair 80-125 lbs 80.00-100.00. Bucks hair 1-2 84 lbs 160.00; 125-235 lbs 100.00-120.00. Replacement Ewes Small and Medium 1-2 hair 2-4 yrs exp 90-122 lbs 127.50-140.00 per cwt. Small and Medium 1-2 hair 1-2 yrs exp 98 lbs 160.00 per head; 2-4 yrs exp 90-140 lbs 135.00-170.00 per head.

GOATS: Feeder Kids: Selection 1 20-30 lbs 315.00; 60-40 lbs 270.00-295.00; 40-50 lbs 275.00-312.50. Selection 1-2 29-44 lbs 200.00-232.00. Selection 2 22-62 lbs 150.00-285.00. Selection 3 20-50 lbs 70.00-185.00 per cwt 20-25 lbs 15.00-25.00 per head. Slaughter Kids Selection 1 50-80 lbs 285.00-325.00. Selection 1-2 50-65 lbs 225.00-260.00. Selection 2 50-70 lbs 150.00-287.50; 70-85 lbs 135.00-227.50. Selection 3 50-60 lbs 102.00-180.00. Nannies Selection 1-2 70-180 lbs 90.00-175.00. Selection 3 60-120 lbs 30.00-72.00. Billies Selection 1-2 75-150 lbs. 125.00-175.00; pygmies 75.00-135.00. Weathers Selection 2 70-90 lbs 217.50-257.50. Replacement Does: Selection 1 2-6 yrs exp 110-125 lbs 325.00-350.00 per head. Selection 1-2 1-2 yrs exp 70-80 lbs 260.00-395.00; 2-4 yrs exp 80-132 lbs 195.00-215.00 per cwt.

Explanatory Notes: Stage - Represents estimated lambing/kidding period (Open, Exp=exposed, Bred, Fall = Sep-Nov, Win = Dec-Feb, Spr = Mar-May, Sum=Jun-Aug; w/s = woolled and shorn; /hd= per head; /fam=per family
 All price CWT unless otherwise noted.

MISSOURI DROUGHT MONITOR

Date	None	D0	D1	D2	D3	D4
6/18/24	82.17	12.85	4.98	0.00	0.00	0.00
6/11/24	88.89	11.11	0.00	0.00	0.00	0.00
6/20/23	6.71	22.97	27.02	27.61	15.70	0.00

Reflects percentage of Missouri impacted by drought. D0 Abnormally Dry; D1 Moderate Drought; D2 Severe Drought; D3 Extreme Drought; D4 Exceptional Drought

NATIONAL DIRECT DELIVERED FEEDER PIG REPORT

06/21/24 Receipts: 117,919 Week ago: 124,638 Year Ago: 113,177
 Early weaned pigs 1.00 lower and feeder pigs 4.00 lower.
 Cash 73,422 head 26.00-45.00, weighted average 37.15.
 Formula 30,497 head 29.07-55.12, weighted average 41.58
 Feeder pigs 40 pounds basis:
 Cash 14,000 head 50.00-60.00, weighted average 55.10

NATIONAL DAILY DIRECT PRIOR DAY HOG REPORTS FOR 06/21/24

BARROWS AND GILTS (Carcass Basis): 2,216 head
 Base Carcass Price 85.00-89.00, weighted average 87.68
SOWS (Live Basis): 7,286 head
 300-500 lbs. 37.00-90.50
 Over 500 lbs. 62.00-90.50

MISSOURI WEEKLY DIRECT SLAUGHTER CATTLE REPORT 06/21/24

Weekly Receipts: 80 Week ago: 600 Year ago: 320
 Trading as of Friday morning, flat dressed sales 5.00 higher. Grid dressed sales inactive.

LIVE STEERS & HEIFERS: No sales reported
DRESSED STEERS & HEIFERS: 2 loads Thur 310.00

GRADE AND WEIGHT (Grid): No Sales Reported

Click here for the current [National Crop Progress](#)
 Click here for the current [Missouri Crop Progress](#)
 The current hay directory can be found at: [Hay Directory](#).