

Weekly Market Summary

Published by:
Missouri Department of Agriculture
Ag Business Development Division
Market News Program



Chris Chinn, Director
 Jill Wood, Division Director
 Tony Hancock, Editor
[agmarketnews.mo.gov](http://www.ams.usda.gov/marketnews.htm)
<http://www.ams.usda.gov/marketnews.htm>

Michael L. Parson, Governor

Volume XLIV, Number 26 ♦ P.O. Box 630, Jefferson City, MO 65102 ♦ (573) 751-4211 ♦ Mon, Jul 01, 2024

MISSOURI WEEKLY FEEDER CATTLE WEIGHTED AVERAGE REPORT

Feeder Cattle Receipts: 19,471 Week ago: 24,137 Year ago: 34,474
 Steers and Heifers Medium and Large 1—Weighted average weights and prices

STEERS: Medium and Large 1

327 lbs. 392.76 528 lbs. 329.49 729 lbs. 267.76 913 lbs. 242.36
 380 lbs. 370.12 575 lbs. 315.96 774 lbs. 264.66 1023 lbs. 229.29
 426 lbs. 352.18 622 lbs. 305.38 823 lbs. 256.75 1072 lbs. 224.00
 473 lbs. 351.62 673 lbs. 293.78 878 lbs. 261.26

HEIFERS: Medium and Large 1

317 lbs. 352.48 527 lbs. 302.22 724 lbs. 257.20 927 lbs. 219.62
 375 lbs. 341.63 574 lbs. 286.28 761 lbs. 238.35
 430 lbs. 331.32 626 lbs. 271.07 826 lbs. 231.24
 472 lbs. 311.27 674 lbs. 264.35 889 lbs. 217.00

MISSOURI STEER (HEIFER) STOCKER FORMULA 07/01/2024

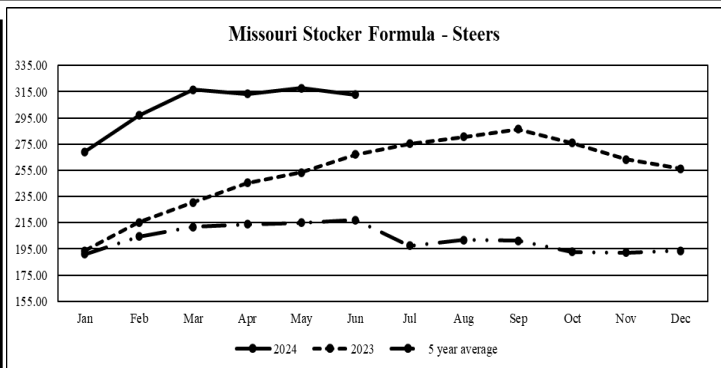
Monday's Missouri Stocker formula consists of **2850 (3060)** head with a weighted average weight of **556.27 (544.82)** lbs. and a price value of **310.08 (283.33)**, 3.56 lower (0.05 lower) than last week.

This a rolling seven day calculated weighted value which combines all Feeder Steers reported by MDA/USDA Market News Service weighing from 400-649 lbs. in the Medium and Large 1 and Medium and Large 1-2 frame and muscle classifications, including all comment cattle except Brahman X. Heifer values are in parentheses.

MISSOURI WEEKLY CATTLE AUCTION SUMMARY

Total Receipts: 22,283 Week Ago: 27,168 Year Ago: 42,034

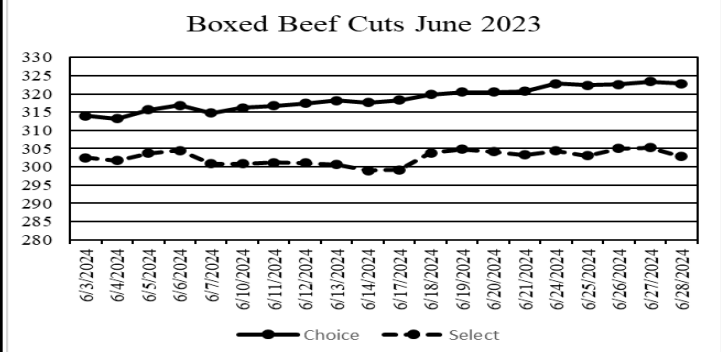
Compared to last week, a light test of calves sold very uneven with instances of as much as 20.00 either way. A better test of yearling sold steady to 10.00 higher. The supply of feeders was light to moderate with heat affecting some sales and many farmers still in the hayfields. Several sales remained dark this week or didn't have enough cattle for a report, while a few others had some special sales with moderate to heavy supplies. Joplin Regional Stockyards held a special yearling sale and made an unprecedented move of starting at midnight last Sunday night due to large numbers and trying to beat the extreme heat. The yearling market has been very strong setting new record prices which has been reflected by the national feeder cattle index which saw a top last week of 259.04. Stick-out sales this week like receipts in general were more limited and mostly all yearlings. To be honest at current prices about any decent sized draft could be considered a stick out sale. Unionville Livestock Market sold 5 loads of reputation cattle from 861-888 lbs. at a range of 265.75-271.50. Joplin Regional Stockyards sold 718 head of steers in one pop that weighted 891 lbs. for 261.50. Kingsville Livestock Market sold a load of 717 lb. heifers at 278.50. Boxed beef cut-outs were higher for the week, choice closed on Friday at 326.32, up 3.93 and select closed at 304.50, up 1.39 compared to last week. Negotiated feedlot sales as of the Friday afternoon report was limited with about 30K head reported as of the cutoff time for Friday's Report. Early prices were most steady to stronger live sales were reported 188.00-199.00, few at 200.00 and dressed sales reported from 310.00-315.00, a few up to 317.00. The Missouri Stocker formula consists of 2850 head with a weighted average weight of 556.27 lbs. and a price value of 310.08, 3.56 lower than a week ago. The steer/heifer spread is 26.75



*Graph is updated the first Monday of each month. Axis value ranges may be updated to reflect data points.

NATIONAL BOXED BEEF CUTOFF/BOXED BEEF CUTS

<u>DATE</u>	<u>CHOICE</u>	<u>SELECT</u>	<u>TOTAL LOADS</u>
6/24	322.64	305.07	109
6/25	323.39	305.26	121
6/26	322.85	302.86	134
6/27	323.33	302.70	117
6/28	326.32	304.50	94
5 Day Simple Average	323.71	304.08	



*Axis value ranges may be updated to reflect data points.

WEEKLY LIVESTOCK SLAUGHTER 06/29/24

	<u>CATTLE</u>	<u>HOGS</u>	<u>SHEEP</u>
Week to Date:	609,000	2,421,000	35,000
Last Week:	620,000	2,419,000	35,000
Last Year:	650,573	2,329,000	32,663

The Weekly Market Summary, as well as historical summaries, are available on our website <https://agmarketnews.mo.gov/summaries>
 Market News Hotline: 1-573-522-9244

SOUTHWEST MISSOURI WEEKLY SUMMARY

(Joplin and Springfield)

Receipts: 10,568 Week ago: 14,594 Year Ago: 13,671
Compared to last week, steer calves sold 7.00 to 14.00 lower, heifers calves steady to 3.00 lower. all yearlings sold steady to 10.00 higher. Slaughter cows sold steady to 10.00 higher.

FEEDER STEERS:
Medium and Large 1

300-400 lbs.	350.00-395.00
400-500 lbs.	311.00-340.00
500-600 lbs.	297.00-316.00
600-700 lbs.	270.00-307.00
700-800 lbs.	255.00-273.00
800-900 lbs.	249.00-265.50
900-950 lbs.	240.50-252.00

FEEDER HEIFERS:
Medium and Large 1

300-400 lbs.	338.00-360.00
400-500 lbs.	288.00-340.00
500-600 lbs.	270.00-296.00
600-700 lbs.	245.00-290.00
700-800 lbs.	222.00-259.00
800-900 lbs.	217.00-238.00
900-950 lbs.	216.00-225.00

FEEDER HOLSTEIN STEERS
Large 3

400-500 lbs.	225.00-247.00
500-600 lbs.	222.00-248.00
Load 970 lbs.	192.25

SLAUGHTER COWS: Breaking and Boning (70-85% lean) 135.00-155.00; high dressing 146.00-167.50; low dressing 125.00-133.00. Lean (85-90%) 120.00-142.00

SLAUGHTER BULLS: Yield Grade 1-2 1052-2350 lbs. 160.00-181.00; high dressing 179.00-205.50; low dressing 138.00-163.00

BRED COWS: Medium and Large 1 2-8 yrs 1165-1505 lbs 2nd and 3rd stage 2100.00-2525.00 per head. Medium and Large 1-2 2-8 yrs 1015-1290 lbs 2nd and 3rd stage 1675.00-2150.00 per head

COW & CALF PAIRS: Medium and Large 1 2-8 yrs 1015-1350 lbs calves 150-300 lbs 2200.00-2475.00 per pair

BRED HEIFERS: Medium and Large 1-2 1 1/2- 4 yrs 720-1360 lbs 1st stage 1800.00-2600.00 per head

SOUTH CENTRAL MISSOURI WEEKLY SUMMARY

(West Plains, Phillipsburg)

Receipts: 3,616 Week ago: 3,018 Year Ago: 5,678
Compared to last week, early feeder sales steady to 5.00 lower, late week sales 4.00 up to 20.00 higher on some heifers. Slaughter cows and bulls sold steady to 6.00 higher.

FEEDER STEERS:
Medium and Large 1

300-400 lbs.	360.00-361.00
400-500 lbs.	335.00-355.00
500-600 lbs.	304.00-328.50
600-700 lbs.	271.00-307.50
800-900 lbs.	249.00-270.00
load 939 lbs.	236.25

FEEDER HEIFERS:
Medium and Large 1

300-400 lbs.	300.00-320.00
400-500 lbs.	292.00-305.00
500-600 lbs.	255.00-301.00
600-700 lbs.	245.00-266.00
700-800 lbs.	229.50-244.50

FEEDER HOLSTEIN STEERS:
Large 3

Scarce

SLAUGHTER COWS: Breaking and Boning (70-85% lean) 132.00-148.00, high dressing 146.50-158.50; low dressing 115.00-134.00. Lean (85-90%) 121.50-137.00

SLAUGHTER BULLS: Yield Grade 1-2 1300-2190 lbs. 164.00-182.00; high dressing 185.00-206.00; low dressing 143.00-160.00

BRED COWS: Medium and Large 1-2 2-8 yrs 1100-1390 2nd and 3rd stage 1685.00-2400.00 per head

COW & CALF PAIRS: few Medium and Large 1-2 2-8 yrs 1040-1350 lbs 150-300 lb calves 2250.00-2850.00 per pair

WEST CENTRAL MISSOURI WEEKLY SUMMARY

(Kingsville, Windsor, Butler)

Receipts: 1,609 Week ago: 4,358 Year ago: 6,660
Compared to last week, feeder calves sold mostly steady, yearlings sold 7.00 to 12.00 higher. Slaughter cows sold 4.00 to 7.00 higher.

FEEDER STEERS:
Medium and Large 1

400-500 lbs.	331.00-389.00
500-600 lbs.	310.00-344.00
600-700 lbs.	290.00-312.00
700-800 lbs.	269.00-284.00
139 hd 812 lbs.	268.50

FEEDER HEIFERS:
Medium and Large 1

400-500 lbs.	322.00-359.00
500-600 lbs.	271.00-303.00
600-700 lbs.	268.00-286.50
700-800 lbs.	257.00-278.50

SLAUGHTER BULLS: Yield Grade 1-2 1230-1955 lbs 164.00-183.00; high dressing 187.00-190.00

SLAUGHTER COWS: Breaking and Boning (70-85% lean) 146.00-163.00, high dressing 160.00-174.00. Lean (85-90%) 120.00-140.00

BRED COWS: scarce

COW & CALF PAIRS: scarce

NORTHEAST MISSOURI WEEKLY SUMMARY

(Bowling Green, Kingdom City, Palmyra)

Receipts: 2,059 Week ago: 3,925 Year ago: 6,022
Compared to last week, a much lighter test this week with steer and heifer calves selling steady to firm and three pot loads of 650-700 lb heifers trading with a firm to higher undertone. Slaughter cows sold steady to firm.

FEEDER STEERS:
Medium and Large 1

400-500 lbs.
500-600 lbs.
600-700 lbs.
700-800 lbs.
850-900 lbs.

FEEDER HEIFERS:
Medium and Large 1

400-500 lbs.
500-600 lbs.
600-650 lbs.

SLAUGHTER BULLS: Yield Grade 1-2 1330-1730 lbs 159.00-172.00; high dressing 175.00-191.00; low dressing ind 153.00

SLAUGHTER COWS: Breaking and Boning, (70-85% lean) 130.00-141.00; high dressing 141.00-160.00; low dressing 120.00-127.00. Lean (85-90%) 115.00-130.00

SLAUGHTER STEERS: Choice 2-3 188.00-194.00

SLAUGHTER HEIFERS: Choice 2-3 189.00-196.00

BRED COWS: Medium and Large 1 2-8 yrs 1240-1510 lbs 2nd and 3rd stage 2600.00-2950.00 per head

COW & CALF PAIRS: Medium and Large 1 2-8 yrs 1200-1400 lbs 150-300 lb calves 3350.00-3600.00 per pair

NORTH CENTRAL MISSOURI WEEKLY SUMMARY

(Macon, Unionville, Green City, New Cambria)

Receipts: 3,738 Week ago: 0 Year ago: 6,733
Compared to two weeks ago feeder sold firm to sharply higher, slaughter cows sold steady to 10.00 higher.

*Some sale barns on a bi-weekly schedule and may not have a sale each week.

FEEDER STEERS:
Medium and Large 1

400-500 lbs.	342.00-400.00
500-600 lbs.	315.00-368.50
600-700 lbs.	290.00-329.00
700-800 lbs.	264.50-299.00
800-900 lbs.	257.00-271.50

FEEDER HEIFERS:
Medium and Large 1

400-500 lbs.	303.00-364.00
500-600 lbs.	294.00-338.00
600-700 lbs.	263.00-290.00
700-800 lbs.	245.50-280.00

SLAUGHTER BULLS: Yield Grade 1-2 1235-2465 lbs. 162.00-191.00; high dressing 177.00-200.00; low dressing 150.00-150.50

SLAUGHTER COWS: Breaking and Boning (70-85% lean) 124.00-159.00, high dressing 139.00-170.00. Lean (85-90%) 120.00-134.00

BRED COWS: Medium and Large 1-2 over 5 yrs 1150-1410 lbs 1st and 2nd stage 2125.00-2275.00 per head

HEIFER PAIRS: Scarce

SOUTHEAST MISSOURI WEEKLY SUMMARY

(Jackson and Farmington)

Receipts: 609 Weeks ago: 1,025 Year ago: 2,057
 Compared to last week, feeders sold 4.00 to 8.00 lower. Slaughter cows and bulls sold steady to 2.00 higher.

FEEDER STEERS:

Medium and Large 1

300-400 lbs. 325.00-345.00
 400-500 lbs. 322.00-348.00
 500-600 lbs. 275.00-327.00
 600-700 lbs. 275.00-295.00
 700-800 lbs. 241.00-247.00

FEEDER HEIFERS:

Medium and Large 1

300-400 lbs. 312.00-335.00
 400-500 lbs. 275.00-325.00
 500-600 lbs. 266.00-285.00
 600-650 lbs. 235.00-256.00

SLAUGHTER BULLS: Yield Grade 1-2 1405-2400 lbs 150.00-173.00, low dressing 125.00-136.00

SLAUGHTER COWS: Breaking and Boning (75-85% lean) 115.50-138.00; high dressing 125.00-160.00. Lean (85-90% lean) 85.00-122.00

BRED COWS: Medium and Large 2 2-8 yrs 1082-1450 lbs 2nd stage 1400.00-2375.00 per head

COW & CALF PAIRS: few Medium and Large 2 2-8 yrs 1000-1450 lbs with baby to 300 lb calves 2000.00-2750.00 per pair

EAST CENTRAL MISSOURI WEEKLY SUMMARY

(Cuba, Vienna) (w/e 6/21/24)

Receipts: 1,279 Week ago: 1,852 Year ago: 2,449
 Compared to last week, feeders sold 2.00 to 8.00 higher. Slaughter cows sold 2.00 lower to 4.00 higher.

FEEDER STEERS:

Medium and Large 1

400-500 lbs. 325.00-360.00
 500-600 lbs. 307.00-335.00
 600-700 lbs. 265.00-300.00
 700-800 lbs. 254.00-269.00
 Load 862 lbs. 247.50
 Load 965 lbs. 233.60

FEEDER HEIFERS:

Medium and Large 1

400-500 lbs. 314.00-315.00
 500-600 lbs. 267.00-306.00
 600-700 lbs. 245.50-260.00
 700-750 lbs. 239.00-341.00

SLAUGHTER BULLS: Yield Grade 1-2 1460-2145 lbs 162.00-173.00; high dressing ind 184.00; low dressing 139.50-159.00

SLAUGHTER COWS: Breaking and Boning, (70-85% lean) 132.00-143.00; high dressing 140.50-153.00. Lean (85-90%) 124.00-134.00

BRED COWS: Medium and Large 1-2 few 2-8 yrs 990-1090 lbs 2nd-3rd stage 2000.00-2300.00 per head

COW & CALF PAIRS: Scarce

NORTHWEST MISSOURI WEEKLY SUMMARY

(Tina) (w/e 6/21/24)

Receipts: 835 Week Ago: 1,022 Year Ago: 763
 Compared to last week, steers under 450 lbs 3.00-5.00 lower, over steady to 3.00 higher, heifers sold steady to firm. Slaughter cows 1.00-3.00 higher.

FEEDER STEERS:

Medium and Large 1

300-400 lbs. 395.00-420.00
 400-500 lbs. 354.00-365.50
 500-600 lbs. 307.00-343.00
 600-700 lbs. 282.50-295.00

FEEDER HEIFERS:

Medium and Large 1

450-500 lbs. 308.00-337.00
 500-600 lbs. 280.50-305.00
 600-650 lbs. 255.00-270.50

SLAUGHTER BULLS: Yield Grade 1-2 1030-1985 lbs 158.00-177.50, high dressing ind 185.00; low dressing 141.00-157.50

SLAUGHTER COWS: Breaking and Boning, (70-85% lean) 131.00-145.00, high dressing 147.00-156.00. Lean (85-90%) 111.00-138.00

BRED COWS: Scarce

COW/CALF PAIRS: few Medium and Large 1-2 5-8 yrs 1000-1300 lbs. baby to 300 lb calves some bred back in 1st stage 2175.00-2300.00 per pair

AFTERNOON NATIONAL SLAUGHTER CATTLE REVIEW

Thus far for Friday in the Texas Panhandle negotiated cash trade has been slow on light demand. There have been a few early live FOB purchases at 190.00, however not enough purchases for a market trend. Last week in the Texas Panhandle live FOB purchases traded from 189.00-190.00. In Kansas negotiated cash has been moderate on trade and demand. Compared to last week in live FOB purchases traded unevenly steady at 190.00. In Nebraska and the Western Cornbelt negotiated cash trade has been slow on moderate demand. There have been a few early live FOB purchases at 198.00, however not enough trade for a market test. Last week in Nebraska, live FOB purchases traded from 197.00-198.00, with few up to 198.50, dressed delivered purchases from 310.00-312.00. Last week in the Western Cornbelt live FOB purchases traded from 197.00-198.00, dressed delivered purchases at 310.00, with a few up to 314.00, on a light test.

Negotiated Cash Sales:					
Confirmed:	22,417	Week Ago:	8,699	Year Ago:	17,070
Week to date:	30,590	Week Ago:	14,002	Year Ago:	44,045

Live Basis	Steers	Heifers
Over 80% Choice	190.00-198.00 avg 196.35	188.00-198.00 avg 194.15
65-80% Choice	188.00-190.00 avg 189.87	188.00-190.00 avg 189.59
35-65% Choice	188.00-190.00 avg 189.13	-
0-35% Choice	-	-
Total All Grades	188.00-198.00 avg 193.27	188.00-198.00 avg 191.49
Dressed Basis		
Over 80% Choice	310.00-315.00 avg 312.00	312.00-315.00 avg 312.69
65-80% Choice	-	-
35-65% Choice	-	-
0-35% Choice	-	-
Total All Grades	310.00-315.00 avg 312.00	312.00-315.00 avg 312.69

All Beef Type Steers/Heifers	Head	Avg Wt	Price Range	Wtd Avg
Live FOB	19,712	1374.5	188.00-199.00	194.02
Live Del	757	1355.0	197.00-200.00	198.76
Dressed Del	1,384	899.2	310.00-317.00	313.23
Dressed FOB	396	866.7	310.00-313.00	312.54

WEEKLY COMMODITY FUTURES TRENDS

Compared to last week, Live Cattle nearby 1.25 to 5.90 higher, others 0.17 to 0.85 lower, Lean Hogs 0.43 to 2.48 lower, except Aug 0.18 higher, Feeder Cattle Aug 0.93 higher, others 0.25 to 0.75 lower.

Daily Futures Closes

	Mon.	Tues.	Wed.	Thu.	Fri.
Cattle					
Jun	188.90	189.47	192.92	194.17	193.50
Aug	184.82	184.42	186.75	186.45	185.42
Oct	183.80	184.35	186.12	185.75	184.87
Dec	185.80	186.15	187.62	187.00	185.90
Feb	188.57	188.55	189.95	189.02	187.77
Lean Hogs					
Jul	89.95	89.00	89.90	89.45	89.57
Aug	86.72	86.75	88.97	88.10	89.50
Oct	74.07	73.60	75.37	74.72	75.22
Dec	68.92	68.25	69.70	69.02	69.85
Feb	73.65	72.92	74.35	73.75	74.57
Fdr Cat					
Aug	258.90	259.05	261.77	260.65	259.30
Sep	260.12	260.07	262.47	261.40	259.65
Oct	260.67	260.60	262.90	261.80	260.00
Nov	260.50	269.45	262.75	261.60	259.85
Jan	258.37	258.15	260.47	259.42	257.65
Milk					
Jun	19.92	19.87	19.88	19.90	19.94
Jul	19.87	19.47	19.52	19.56	19.46
Aug	20.84	20.09	20.50	20.24	20.03

WEEKLY COMMODITY GRAIN FUTURES TRENDS

Compared to last week, Soybeans 0.10 to 0.20 lower, Wheat 0.02 to 0.08 lower, Corn 0.28 to 0.38 lower, KC Wheat Jul 0.07 higher, others unch to 0.01 lower, Soybean Meal 1.30 to 6.10 lower.

Daily Grain Futures Closes

	Mon.	Tues.	Wed.	Thu.	Fri.
Soybeans					
Jul	1175 1/4	1163 1/4	1162 3/4	1152 1/4	1150 1/2
Aug	1160 1/2	1145 1/2	1142 1/4	1136 1/4	1133 1/2
Sep	1130 1/2	1111 3/4	1107 1/4	1103	1100
Nov	1130 1/2	1111 1/2	1107	1104 3/4	1104
Jan	1142 1/4	1123 1/2	1119 3/4	1117 3/4	1118
Wheat					
Jul	552 1/2	541 3/4	541 1/4	559 3/4	553 1/2
Sep	571	560 1/2	560 1/2	579 1/2	573 1/2
Dec	594 1/4	582 3/4	583	601 1/2	597
Mar	612 1/2	600 1/2	601	619	615 1/2
May	622 3/4	611 1/4	611 1/4	628	625 1/4
Corn					
Jul	433 1/2	425 1/2	420	413 3/4	397 1/4
Sep	439 1/2	431 3/4	425 1/2	422 1/2	407 1/2
Dec	451 3/4	443	436 1/2	433 3/4	420 3/4
Mar	463 1/4	454	448 1/4	446 1/4	434 3/4
May	474 1/4	462 1/4	457	455 1/4	444 1/4
KC Wheat					
Jul	581 1/2	576	580	592	587 1/2
Sep	587 1/2	581 1/2	584 1/2	596 3/4	586 1/4
Dec	601 1/2	596	599	611 1/2	603 1/4
Mar	614 1/4	607 1/4	611	623 3/4	616 3/4
May	620 3/4	613 1/4	616 1/2	629	623 1/2
SB Meal					
Jul	372.80	365.30	360.90	361.10	360.50
Aug	358.30	352.10	347.00	348.10	346.00
Sep	349.40	344.00	339.40	338.90	335.70
Oct	343.50	339.30	335.10	334.60	331.70
Dec	347.10	342.70	338.40	338.50	335.50

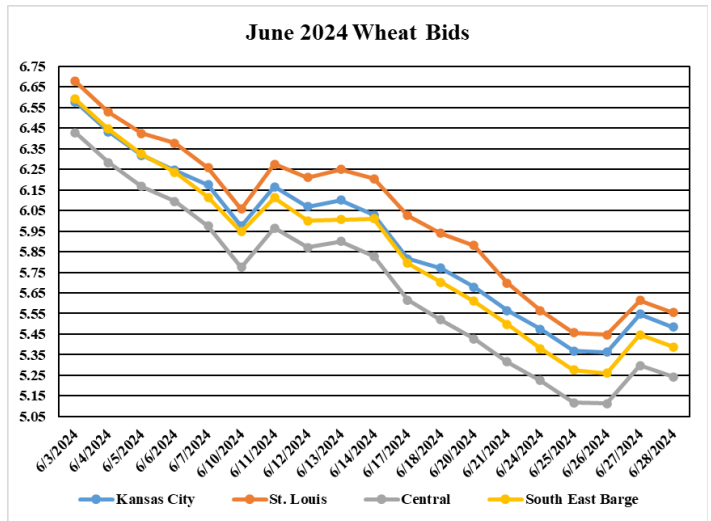
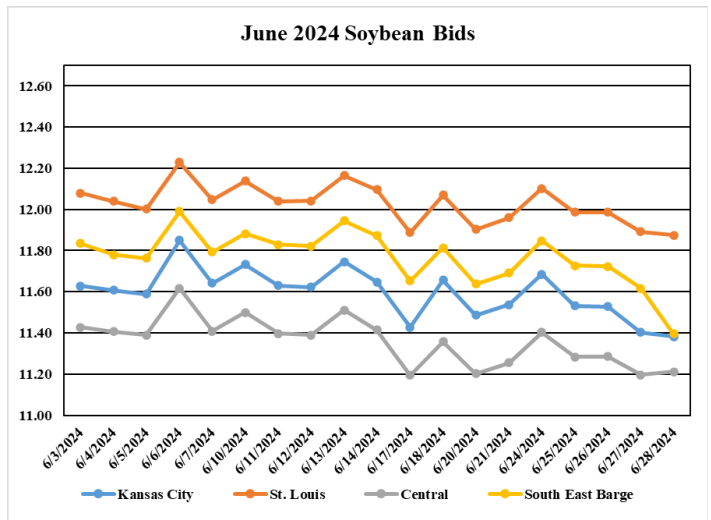
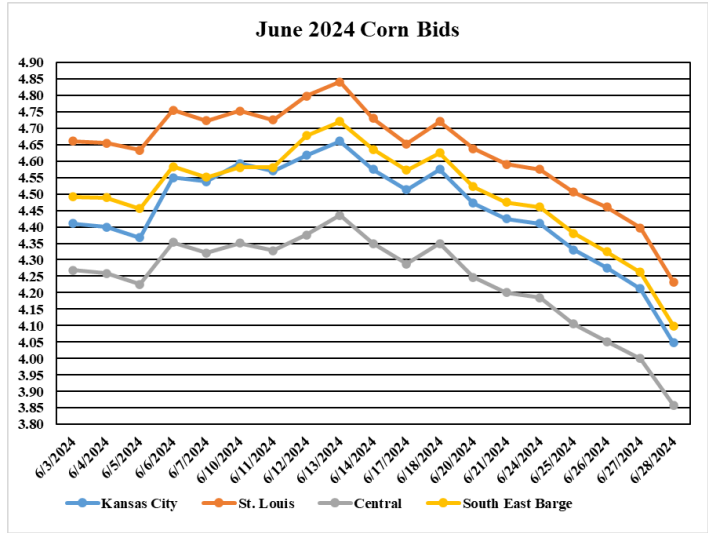
MISSOURI GRAIN WEEKLY TRENDS

Compared to last week, Soybeans 0.09 to 0.20 lower, Wheat 0.08 to 0.19 lower, Corn 0.25 to 0.38 lower, Sorghum 0.38 lower.

Area	#1 Soybeans	#2 Soft Wheat	#2 Corn	#2 Grain Sorghum
Kansas City				
Friday**	11.20-11.80	5.56	4.30-4.55	4.45
Monday	11.35-11.95	5.47	4.28-4.53	4.43
Tuesday	11.23-11.73	5.36	4.20-4.45	4.35
Wednesday	11.22-11.72	5.36	4.15-4.40	4.30
Thursday	11.12-11.62	5.54	4.08-4.33	4.23
Friday	11.10-11.60	5.48	3.92-4.17	4.07
St. Louis				
Friday**	11.95-11.96	5.61-5.75	4.59	4.85
Monday	12.10	5.48-5.60	4.57	4.83
Tuesday	11.98-11.99	5.41-5.49	4.50	4.75
Wednesday	11.97-11.99	5.41-5.46	4.46	4.70
Thursday	11.89	5.59-5.62	4.39	4.63
Friday	11.87	5.53-5.56	4.23	4.47
Central				
Friday**	11.20-11.30	5.11-5.41	4.15-4.25	---
Monday	11.35-11.45	5.02-5.32	4.13-4.23	---
Tuesday	11.23-11.33	4.91-5.21	4.05-4.15	---
Wednesday	11.25-11.32	4.91-5.21	4.00-4.10	---
Thursday	11.17-11.22	5.09-5.39	3.97-4.03	---
Friday	11.16-11.23	4.85-5.43	3.82-3.87	---
S.E. MO				
Friday**	11.55-11.82	5.36-5.81	4.45-4.50	---
Monday	11.70-11.99	5.24-5.72	4.43-4.48	---
Tuesday	11.58-11.87	5.13-5.60	4.35-4.40	---
Wednesday	11.57-11.86	5.14-5.50	4.30-4.35	---
Thursday	11.47-11.76	5.32-5.69	4.23-4.28	---
Friday	11.33-11.45	5.27-5.63	4.07-4.12	---

(PRICES PER BUSHEL) *NEW CROP **PREVIOUS WEEK'S PRICES
*Bids calculated using Kansas City, St. Louis, and St. Joseph bids

MONTHLY GRAIN CROP



*Axis value ranges may be updated to reflect data points.

**WHOLESALE FEEDSTUFFS PRICES
(DOLLARS PER TON-BULK BASIS)**

Area	Soybean Hulls Pellets	Soybean Meal 46.5-48%	Corn Gluten Pellets 21%	Wheat Middlings
Kansas City	122.50	383.00	175.00	135.00
St. Louis	n/a	n/a	177.50	122.67

MISSOURI CROP PROGRESS AND CONDITION

There were 6.1 days suitable for fieldwork in the week ending June 23, 2024. Statewide, the average temperature was 80.0 degrees, 5.5 degrees above normal. Precipitation averaged 0.32 inches, 0.70 inches below normal. Topsoil moisture supply was rated 2 percent very short, 22 percent short, 67 percent adequate, and 9 percent surplus. Subsoil moisture supply was rated 1 percent very short, 15 percent short, 75 percent adequate, and 9 percent surplus. Corn silking reached 13 percent, compared to the 5-year average of 2 percent. Corn condition was rated 2 percent very poor, 4 percent poor, 17 percent fair, 64 percent good, and 13 percent excellent. Soybeans planted reached 94 percent, compared to the 5-year average of 88 percent. Soybeans emerged reached 85 percent, compared to the 5-year average of 76 percent. Soybeans blooming reached 3 percent, compared to the 5-year average of 2 percent. Soybean condition was rated 2 percent very poor, 4 percent poor, 19 percent fair, 66 percent good, and 9 percent excellent. Cotton squaring reached 24 percent, compared to the 5-year average of 30 percent. Cotton condition was rated 3 percent very poor, 9 percent poor, 32 percent fair, and 56 percent good. Rice condition was rated 3 percent very poor, 8 percent poor, 17 percent fair, 71 percent good, and 1 percent excellent. Winter wheat harvested for grain reached 76 percent, compared to the 5-year average of 44 percent. Winter wheat condition was rated 1 percent very poor, 2 percent poor, 15 percent fair, 67 percent good, and 15 percent excellent.

	Week Ending			
	6/23/24	6/16/24	6/23/23	5 year avg
Corn Silking	13	7	2	2
Soybeans Planted	94	86	99	88
Soybeans Emerged	85	78	92	76
Soybeans Blooming	3	-	5	2
Cotton Squaring	24	18	57	30
Winter Wheat Harvested	76	38	62	44
Alfalfa hay 1st cutting	92	87	94	89
Alfalfa hay 2nd cutting	13	1	23	12
Other hay cut	74	56	75	62

MISSOURI WEEKLY HAY SUMMARY 06/27/24

Hay harvest passed the three quarters of the way complete this week, running ahead of the five-year average pace. With the new supplies of hay several new listings of hay being offered for sale. Hay movement is somewhat slow however as 82 percent of pastures in the state are rated in good to excellent condition and no one is currently thinking much about feeding hay. The extremely hot temperatures over the last couple of weeks is drying out some areas though near 25 percent of the state is listed on this week's drought monitor as abnormally to moderately dry. Hay prices are steady. The supply of hay is moderate, and demand is light to moderate. The Missouri Department of Agriculture has a hay directory at <https://apps.mda.mo.gov/haydirectory> or visit the University of Missouri Extension feed stuff finder at <https://feedstufffinder.org>

Alfalfa - Supreme 250.00-350.00, small square 10.00-15.00 per bale
 Alfalfa - Premium 200.00-275.00
 Alfalfa - Good 150.00-200.00, small square 5.00-10.00 per bale
 Alfalfa - Fair 125.00-150.00
 Mixed grass - Good/Premium 150.00-225.00
 Mixed grass-Fair/Good 100.00-175.00, small square 5.00-10.00 per bale
 Mixed grass - Fair 45.00-75.00 per large round bale
 Wheat straw - 4.00-7.00 per small square bale

Please Note: The above volumes (tonnage, acres, and bales) listed are for confirmed trades only, it does not include estimated volume (tonnage) for bids or offers to the trade. List your hay for sale at: [Hay Listing Online Form](#). Explanation of Hay Quality Guidelines: [Hay Quality Designation Guidelines](#). Glossary of Terms: [Livestock, Poultry, & Grain Hay Terms](#)

MISSOURI WEEKLY SHEEP/GOAT AUCTION SUMMARY

Week ending 6/29/24
 Receipts: 830 Week Ago: 4,067 Last Year: 1,349

SHEEP: Feeder Lambs: Small and Medium 1-2 20-30 lbs 240.00-272.00, fancy 260.00-290.00; 30-40 lbs 200.00-262.50; 40-50 lbs 180.00-240.00. Slaughter Lambs: Choice and Prime 1-3 woolled and shorn 60-85 lbs 170.00-180.00. Choice 1-3 woolled and shorn pkg 57 lbs 137.50. Choice and Prime 1-3 hair 50-60 lbs 190.00-200.00; 60-70 lbs 190.00-192.00; 70-80 lbs 165.00-172.50. Choice 1-3 hair 55-65 lbs 165.00-179.00. Good 1-2 hair 50-75 lbs 115.00-127.00. Ewes Good 2-3 hair pkg 87 lbs 115.00. Utility and Good 1-3 hair 85-135 lbs 76.00-82.50. Cull and Utility 1-2 hair 88 lbs 65.00. Bucks 1-2 hair 130-150 lbs 109.00-110.00. Replacement Ewes Small and Medium 1-2 hair 2-4 yrs 75-100 lbs exp 122.50-135.00.

GOATS: Feeder Kids: Selection 1 25-35 lbs 282.00-285.00; pkg 48 lbs replacements 417.00. Selection 2 29-39 lbs 250.00-277.50; 40-50 lbs 205.00-267.00. Selection 3 30-41 lbs 85.00-135.00. Slaughter Kids Selection 2 55-60 lbs 207.00-265.00. Selection 3 pkg 63 lbs 192.50. Nannies Selection 1-2 pkg 76 lbs 150.00; 80-97 lbs 105.00-136.00. Billies Selection 1-2 95-130 lbs 157.50-180.00. Replacement Nannies Selection 1-2 2-4 yrs 79-81 lbs exp 135.00-200.00.

Explanatory Notes: Stage - Represents estimated lambing/kidding period (Open, Exp=exposed, Bred, Fall = Sep-Nov, Win = Dec-Feb, Spr = Mar-May, Sum=Jun-Aug; w/s = woolled and shorn; /hd= per head; /fam=per family
 All price CWT unless otherwise noted.

MISSOURI DROUGHT MONITOR

Date	None	D0	D1	D2	D3	D4
6/25/24	74.63	20.40	4.98	0.00	0.00	0.00
6/18/24	82.17	12.85	4.98	0.00	0.00	0.00
6/27/23	5.81	11.73	29.76	32.74	19.96	0.00

Reflects percentage of Missouri impacted by drought. D0 Abnormally Dry; D1 Moderate Drought; D2 Severe Drought; D3 Extreme Drought; D4 Exceptional Drought

NATIONAL DIRECT DELIVERED FEEDER PIG REPORT

06/28/24 Receipts: 130,259 Week ago: 117,919 Year Ago: 100,020
 Early weaned pigs steady to 1.00 lower and feeder pigs 2.00 lower.
 Cash 70,455 head 22.00-45.00, weighted average 36.43.
 Formula 47,004 head 31.32-54.98, weighted average 40.43
 Feeder pigs 40 pounds basis:
 Cash 12,800 head 46.50-57.00, weighted average 53.50

NATIONAL DAILY DIRECT PRIOR DAY HOG REPORTS FOR 06/28/24

BARROWS AND GILTS (Carcass Basis): 1,728 head
 Base Carcass Price 82.00-89.00, weighted average 87.00

SOWS (Live Basis): 8,134 head
 300-500 lbs. 37.00-92.00
 Over 500 lbs. 63.00-92.00

MISSOURI WEEKLY DIRECT SLAUGHTER CATTLE REPORT 06/28/24

Weekly Receipts: 120 Week ago: 80 Year ago: 280
 Trading as of Friday morning trade flat dressed sales 2.00 higher. Grid sales inactive.

LIVE STEERS & HEIFERS: No sales reported
DRESSED STEERS & HEIFERS: 3 loads 312.00

GRADE AND WEIGHT (Grid): No Sales Reported

Click here for the current [National Crop Progress](#)
 Click here for the current [Missouri Crop Progress](#)
 The current hay directory can be found at: [Hay Directory](#).