

# Weekly Market Summary

Published by:  
**Missouri Department of Agriculture**  
**Ag Business Development Division**  
**Market News Program**



Chris Chinn, Director  
 Jill Wood, Division Director  
 Tony Hancock, Editor  
[agmarketnews.mo.gov](http://www.ams.usda.gov/marketnews.htm)  
<http://www.ams.usda.gov/marketnews.htm>

Michael L. Parson, Governor

Volume XLIV, Number 27 ♦ P.O. Box 630, Jefferson City, MO 65102 ♦ (573) 751-4211 ♦ Mon, Jul 08, 2024

## MISSOURI WEEKLY FEEDER CATTLE WEIGHTED AVERAGE REPORT

Feeder Cattle Receipts: 15,958 Week ago: 19,471 Year ago: 34,474  
 Steers and Heifers Medium and Large 1—Weighted average weights and prices

### STEERS: Medium and Large 1

328 lbs. 395.24	518 lbs. 333.81	722 lbs. 279.65	924 lbs. 246.88
358 lbs. 369.64	579 lbs. 316.51	770 lbs. 270.72	965 lbs. 242.01
420 lbs. 354.60	625 lbs. 307.56	830 lbs. 262.67	
476 lbs. 357.14	670 lbs. 289.18	880 lbs. 258.94	

### HEIFERS: Medium and Large 1

313 lbs. 366.77	530 lbs. 296.93	732 lbs. 266.93
375 lbs. 350.41	573 lbs. 290.27	780 lbs. 244.38
423 lbs. 328.30	632 lbs. 286.05	813 lbs. 236.84
480 lbs. 314.78	672 lbs. 279.11	858 lbs. 225.16

## MISSOURI STEER (HEIFER) STOCKER FORMULA 07/08/2024

Monday's Missouri Stocker formula consists of **2239 (2257)** head with a weighted average weight of **552.33 (552.25)** lbs. and a price value of **315.63 (287.51)**, 5.55 higher (4.18 higher) than last week.

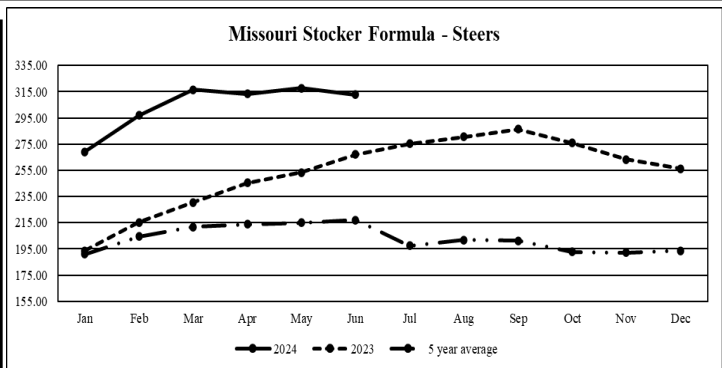
This a rolling seven day calculated weighted value which combines all Feeder Steers reported by MDA/USDA Market News Service weighing from 400-649 lbs. in the Medium and Large 1 and Medium and Large 1-2 frame and muscle classifications, including all comment cattle except Brahman X. Heifer values are in parentheses.

## MISSOURI WEEKLY CATTLE AUCTION SUMMARY

Total Receipts: 17,650 Week Ago: 22,283 Year Ago: 42,034

Compared to last week, a light supply of feeder steers and heifers sold with higher undertones. Most auctions around the state were closed for the holiday week, a few early week auctions had light receipts and then a couple of barns held holiday week specials with several load lots of yearlings being highlighted. Joplin Regional Stockyards held their annual big bang video sale with over 55K head being sold. Most of the offering was from MO, OK, KS and TX with delivery now through the end of the year. 50% of that offering weighted from 800-949 lbs. Over 10K head of M&L 1 steers sold from 254.00-264.00 with prices showing little to no difference based on the delivery date. Heavy rains passed over central and some of northern Missouri with some areas receiving 6-8 inches of rain total, causing some flash flooding and putting some crop fields temporary under water. As of the last report 82 percent of pastures in the state are rated in the good to excellent categories, a vast difference from this point last year when only 2 percent fell in that rating. A few stick out sales this week included a gooseneck load of 505 lb. steers at Tina Livestock Market which sold for 389.25. Green City Livestock Market sold a load of 710 lb. steers at 301.50 and a load of 909 lb. steers at 264.25. A load of 718 lb. heifers sold for 277.50 and went to feed. Boxed beef cutouts were higher for the week, choice closed on Friday at 330.43, up 4.11 and select closed at 305.06, up 0.56 compared to last week. Negotiated feedlot sales as of the Friday afternoon report was limited with about 19K head reported as of the cutoff time for Friday's Report. Early prices were mostly steady live sales were reported 190.00-200.00 and dressed sales reported from 310.00-315.00. The Missouri Stocker formula consists of 2239 head with a weighted average weight of 552.33 lbs. and a price value of 315.63, 5.55 higher than a week ago. The steer/heifer spread is 28.12.

The Weekly Market Summary, as well as historical summaries, are available on our website <https://agmarketnews.mo.gov/summaries>  
 Market News Hotline: 1-573-522-9244




\*Graph is updated the first Monday of each month. Axis value ranges may be updated to reflect data points.

## NATIONAL BOXED BEEF CUTOUT/BOXED BEEF CUTS

<u>DATE</u>	<u>CHOICE</u>	<u>SELECT</u>	<u>TOTAL LOADS</u>
7/01	329.18	306.41	98
7/02	330.39	306.48	115
7/3	329.84	304.38	107
holiday			
7/5	330.43	305.06	89
5 Day Simple Average	329.23	305.37	

## Boxed Beef Cuts July 2024



\*Axis value ranges may be updated to reflect data points.

## WEEKLY LIVESTOCK SLAUGHTER 07/06/24

	<u>CATTLE</u>	<u>HOGS</u>	<u>SHEEP</u>
Week to Date:	517,000	2,045,000	28,000
Last Week:	609,000	2,421,000	35,000
Last Year:	536,330	1,953,719	27,608

**SOUTHWEST MISSOURI WEEKLY SUMMARY**

(Joplin and Springfield)

Receipts: 7,130 Week ago: 10,568 Year Ago: 13,671  
Compared to last week, steers sold steady to 4.00 higher, heifers uneven  
10.00 lower to 4.00 higher. Slaughter cows and bulls 2.00 to 4.00 higher.

**FEEDER STEERS:**  
Medium and Large 1

300-400 lbs.	345.00-400.00
400-500 lbs.	320.00-345.00
500-600 lbs.	295.00-317.50
600-700 lbs.	270.00-315.00
700-800 lbs.	253.25-276.00
800-900 lbs.	252.50-262.00
900-1000 lbs.	237.25-252.50

**FEEDER HEIFERS:**  
Medium and Large 1

300-400 lbs.	340.00-370.00
400-500 lbs.	295.00-332.50
500-600 lbs.	269.00-298.00
600-700 lbs.	247.00-265.00
700-800 lbs.	234.00-247.00
800-900 lbs.	227.75-238.00

**FEEDER HOLSTEIN STEERS**  
Large 3

Scarce

**SLAUGHTER COWS:** Breaking and Boning (70-85% lean) 134.00-151.00; high dressing 149.00-166.00; low dressing 130.00-132.50. Lean (85-90%) 122.00-137.50

**SLAUGHTER BULLS:** Yield Grade 1-2 1205-2445 lbs. 164.00-179.00; high dressing 180.00-196.00; low dressing 154.00-158.00

**BRED COWS:** Scarce

**COW & CALF PAIRS:** Scarce

**BRED HEIFERS:** Scarce

**SOUTH CENTRAL MISSOURI WEEKLY SUMMARY**

(West Plains, Phillipsburg)

Receipts: 2,700 Week ago: 3,616 Year Ago: 5,678  
Compared to last week, calves steady to 5.00 higher, yearlings 3.00 to 6.00 higher. Slaughter cows and bulls steady.

**FEEDER STEERS:**  
Medium and Large 1

300-400 lbs.	390.00-395.00
400-500 lbs.	328.00-350.00
500-600 lbs.	310.00-332.50
600-700 lbs.	315.00
800-900 lbs.	257.50-275.00
167 hd 921 lbs.	238.00

**FEEDER HEIFERS:**  
Medium and Large 1

400-500 lbs.	295.00-312.50
500-600 lbs.	255.00-295.00
600-700 lbs.	242.00-250.00
154 hd 770 lbs.	240.00
800-900 lbs.	220.00-239.50

**FEEDER HOLSTEIN STEERS:**  
Large 3

Scarce

**SLAUGHTER COWS:** Breaking and Boning (70-85% lean) 135.00-148.00, high dressing 147.00-160.00; low dressing 118.00-135.00. Lean (85-90%) 124.00-136.00

**SLAUGHTER BULLS:** Yield Grade 1-2 1260-2290 lbs. 163.00-183.00; high dressing 186.00-200.00; low dressing 148.00-161.00

**BRED COWS:** Medium and Large 1-2 2-8 yrs 1100-1390 2nd and 3rd stage 1800.00-2300.00 per head

**COW & CALF PAIRS:** few Medium and Large 1-2 2-8 yrs 1100-1215 lbs 150-300 lb calves 2100.00-2800.00 per pair

**WEST CENTRAL MISSOURI WEEKLY SUMMARY**

(Kingsville, Windsor, Butler)

Receipts: 1,609 Week ago: 4,358 Year ago: 6,660  
Compared to last week, a light test of feeders sold steady to firm. Slaughter cows and bulls sold steady to 2.00 lower.

**FEEDER STEERS:**  
Medium and Large 1

500-600 lbs.	308.00-336.00
600-700 lbs.	285.50-322.50

**FEEDER HEIFERS:**  
Medium and Large 1

400-500 lbs.	310.00-337.50
500-600 lbs.	272.00-314.00
600-700 lbs.	272.00-282.50
700-800 lbs.	265.00-268.00

**SLAUGHTER BULLS:** Yield Grade 1-2 1245-2135 lbs 165.50-186.00; high dressing 185.00-194.00

**SLAUGHTER COWS:** Breaking and Boning (70-85% lean) 146.00-163.00, high dressing 160.00-169.00. Lean (85-90%) 128.50-134.00

**BRED COWS:** Medium and Large 1-2 5-8 yrs 1145-1391 lbs 2nd and 3rd stage 1825.00-2075.00 per head

**COW & CALF PAIRS:** Medium and Large 1 1125-1200 lbs 150-300 lb calves 3375.00-3700.00 per pair

**NORTHEAST MISSOURI WEEKLY SUMMARY**

(Bowling Green, Kingdom City, Palmyra) w/e 6/29

Receipts: 2,059 Week ago: 3,925 Year ago: 6,022  
Compared to last week, a much lighter test this week with steer and heifer calves selling steady to firm and three pot loads of 650-700 lb heifers trading with a firm to higher undertone. Slaughter cows sold steady to firm.

**FEEDER STEERS:**  
Medium and Large 1

400-500 lbs.	349.00-395.00
500-600 lbs.	323.00-359.00
600-700 lbs.	285.00-321.50
700-800 lbs.	253.00-391.00

**FEEDER HEIFERS:**  
Medium and Large 1

400-500 lbs.	311.00-333.00
500-600 lbs.	282.50-308.00
600-700 lbs.	256.00-291.00
700-800 lbs.	233.00-254.00

**SLAUGHTER BULLS:** Yield Grade 1-2 1305-2360 lbs 159.00-170.00; high dressing 171.00-195.50; low dressing 140.00-154.00

**SLAUGHTER COWS:** Breaking and Boning, (70-85% lean) 126.00-143.00; high dressing 138.00-157.00; low dressing 118.00-128.00. Lean (85-90%) 118.00-131.00

**SLAUGHTER STEERS:** Choice 2-4 198.00 Choice 2-3 189.50-195.50

**SLAUGHTER HEIFERS:** Choice 2-3 190.00-195.50

**BRED COWS:** Scarce

**COW & CALF PAIRS:** Scarce

**NORTH CENTRAL MISSOURI WEEKLY SUMMARY**

(Macon, Unionville, Green City, New Cambria)

Receipts: 4,401 Week ago: 3,738 Year ago: 5,617  
Compared to last week, feeder sold sharply higher.  
\*Some sale barns on a bi-weekly schedule and may not have a sale each week.

**FEEDER STEERS:**  
Medium and Large 1

400-500 lbs.	379.50-420.00
500-600 lbs.	325.00-381.00
600-700 lbs.	295.00-320.00
700-800 lbs.	270.50-301.50
800-900 lbs.	266.75-273.00

**FEEDER HEIFERS:**  
Medium and Large 1

400-500 lbs.	345.00-379.00
500-600 lbs.	300.50-353.00
600-700 lbs.	275.00-299.00
700-800 lbs.	257.25-277.50

**SLAUGHTER BULLS:** Yield Grade 1-2 1425-1900 lbs. 169.00-191.00; low dressing 156.00-157.00

**SLAUGHTER COWS:** Breaking and Boning (70-85% lean) 1133.00-159.00, high dressing 163.50. Lean (85-90%) 118.00-120.00

**BRED COWS:** Scarce

**HEIFER PAIRS:** Scarce

**SOUTHEAST MISSOURI WEEKLY SUMMARY**

(Jackson and Farmington) (w/e 6/29)

Receipts: 609 Weeks ago: 1,025 Year ago: 2,057  
 Compared to last week, feeders sold 4.00 to 8.00 lower. Slaughter cows and bulls sold steady to 2.00 higher.

**FEEDER STEERS:**  
 Medium and Large 1

300-400 lbs. 325.00-345.00  
 400-500 lbs. 322.00-348.00  
 500-600 lbs. 275.00-327.00  
 600-700 lbs. 275.00-295.00  
 700-800 lbs. 241.00-247.00

**FEEDER HEIFERS:**  
 Medium and Large 1

300-400 lbs. 312.00-335.00  
 400-500 lbs. 275.00-325.00  
 500-600 lbs. 266.00-285.00  
 600-650 lbs. 235.00-256.00

**SLAUGHTER BULLS:** Yield Grade 1-2 1405-2400 lbs 150.00-173.00, low dressing 125.00-136.00

**SLAUGHTER COWS:** Breaking and Boning (75-85% lean) 115.50-138.00; high dressing 125.00-160.00. Lean (85-90% lean) 85.00-122.00

**BRED COWS:** Medium and Large 2 2-8 yrs 1082-1450 lbs 2nd stage 1400.00-2375.00 per head

**COW & CALF PAIRS:** few Medium and Large 2 2-8 yrs 1000-1450 lbs with baby to 300 lb calves 2000.00-2750.00 per pair

**EAST CENTRAL MISSOURI WEEKLY SUMMARY**

(Cuba, Vienna) (w/e 6/21/24)

Receipts: 1,279 Week ago: 1,852 Year ago: 2,449  
 Compared to last week, feeders sold 2.00 to 8.00 higher. Slaughter cows sold 2.00 lower to 4.00 higher.

**FEEDER STEERS:**  
 Medium and Large 1

400-500 lbs. 325.00-360.00  
 500-600 lbs. 307.00-335.00  
 600-700 lbs. 265.00-300.00  
 700-800 lbs. 254.00-269.00  
 Load 862 lbs. 247.50  
 Load 965 lbs. 233.60

**FEEDER HEIFERS:**  
 Medium and Large 1

400-500 lbs. 314.00-315.00  
 500-600 lbs. 267.00-306.00  
 600-700 lbs. 245.50-260.00  
 700-750 lbs. 239.00-341.00

**SLAUGHTER BULLS:** Yield Grade 1-2 1460-2145 lbs 162.00-173.00; high dressing ind 184.00; low dressing 139.50-159.00

**SLAUGHTER COWS:** Breaking and Boning, (70-85% lean) 132.00-143.00; high dressing 140.50-153.00. Lean (85-90%) 124.00-134.00

**BRED COWS:** Medium and Large 1-2 few 2-8 yrs 990-1090 lbs 2nd-3rd stage 2000.00-2300.00 per head

**COW & CALF PAIRS:** Scarce

**NORTHWEST MISSOURI WEEKLY SUMMARY**

(Tina)

Receipts: 1816 Week Ago: 835 Year Ago: 890  
 Compared to two weeks ago, steers sold 15.00 to 25.00 higher, heifers sold 10.00-20.00 higher. Slaughter cows and bulls sold 3.00 to 5.00 higher.

**FEEDER STEERS:**  
 Medium and Large 1

400-500 lbs. 365.00-390.00  
 500-600 lbs. 333.00-389.25  
 600-700 lbs. 310.00-330.00  
 700-800 lbs. 268.50-284.85

**FEEDER HEIFERS:**  
 Medium and Large 1

300-400 lbs 340.00-397.50  
 400-500 lbs. 323.50-347.50  
 500-600 lbs. 307.50-314.00  
 600-700 lbs. 278.00-298.50

**SLAUGHTER BULLS:** Yield Grade 1-2 few 1295-2085 lbs 175.00-176.00, high dressing ind 183.50

**SLAUGHTER COWS:** Breaking and Boning, (70-85% lean) 135.00-152.00, high dressing 147.00-163.50. Lean (85-90%) 115.00-137.00

**BRED COWS:** Scarce

**COW/CALF PAIRS:** scarce

**AFTERNOON NATIONAL SLAUGHTER CATTLE REVIEW**

Thus far for Friday in the Southern Plains negotiated cash trading has been slow on light demand. Compared to last week live FOB purchases traded steady at 190.00, on a light test. In Nebraska negotiated cash trading has been inactive on very light demand. In the Western Cornbelt negotiated cash trading has been limited on light demand. Not enough purchases in these regions for a full market trend. For the prior week in Nebraska live FOB purchases traded at 198.00, with few up to 200.00, and dressed delivered purchases traded at 312.00, with a few up to 317.00. For the previous week in the Western Cornbelt live FOB purchases traded from 197.00-200.00, with the bulk at 198.00, dressed delivered purchases traded at 312.00, with a few up to 317.00, on a light test.

Negotiated Cash Sales:					
Confirmed:	8,916	Week Ago:	22,417	Year Ago:	21,827
Week to date:	19,703	Week Ago:	30,590	Year Ago:	60,366

Live Basis	Steers	Heifers
Over 80% Choice	190.00-200.00 avg 194.34	-
65-80% Choice	190.00-198.00 avg 191.14	190.00-190.00 avg 190.00
35-65% Choice	190.00-190.00 avg 190.00	-
0-35% Choice	-	-
Total All Grades	190.00-200.00 avg 191.34	190.00-190.00 avg 190.00
Dressed Basis		
Over 80% Choice	310.00-315.00 avg 313.63	312.00-312.00 avg 312.00
65-80% Choice	312.00-312.00 avg 312.00	-
35-65% Choice	-	-
0-35% Choice	-	-
Total All Grades	310.00-315.00 avg 313.02	312.00-312.00 avg 312.00

All Beef Type Steers/Heifers	Head	Avg Wt	Price Range	Wtd Avg
Live FOB	6,247	1,340.9	190.00-200.00	191.39
Live Del	202	1,373.4	190.00-200.00	197.46
Dressed Del	2,165	925.6	310.00-315.00	312.52
Dressed FOB	70	956.5	306.00-306.00	306.00

**WEEKLY COMMODITY FUTURES TRENDS**

Compared to last week, Live Cattle 1.00 to 2.87 higher, Lean Hogs Jul 0.30 higher, others 0.33 to 2.58 lower, Feeder Cattle 2.12 to 2.57 higher.

Daily Futures Closes

	Mon.	Tues.	Wed.	Thu.	Fri.
Cattle					
Aug	184.27	185.10	185.92	Holiday	186.42
Oct	184.15	185.65	186.85		187.17
Dec	185.55	187.65	188.85		188.77
Feb	187.27	189.35	190.30		190.00
Apr	188.97	190.75	191.52		191.32
Lean Hogs					
Jul	89.20	89.22	89.75	Holiday	89.87
Aug	88.17	89.77	89.82		89.17
Oct	74.10	74.27	74.17		73.47
Dec	68.65	68.20	68.00		67.27
Feb	73.55	72.95	72.72		72.10
Fdr Cat					
Aug	257.37	261.10	263.37	Holiday	261.47
Sep	257.95	261.32	263.62		262.22
Oct	258.17	261.45	263.52		262.22
Nov	257.95	261.27	263.32		262.10
Jan	255.67	259.10	261.17		259.77
Milk					
Jun	19.89	19.90	19.87	Holiday	—
Jul	19.49	19.42	19.54		19.72
Aug	20.07	19.61	19.85		20.13

**WEEKLY COMMODITY GRAIN FUTURES TRENDS**

Compared to last week, Soybeans 0.26 to 0.38 higher, Wheat 0.16 to 0.18 higher, Corn Jul 0.14 higher, others 0.03 to 0.04 higher, KC Wheat 0.07 to 0.13 higher, Soybean Meal nearby 1.70 to 26.50 higher, others 2.00 to 3.00 lower.

**Daily Grain Futures Closes**

	Mon.	Tues.	Wed.	Thu.	Fri.
<b>Soybeans</b>					
Jul	1159 1/2	1165	1176 1/2	Holiday	1188 1/2
Aug	1146	1150 1/4	1157 3/4		1166 1/4
Sep	1107 1/2	1110 3/4	1117 1/2		1126
Nov	1111	1113	1121 1/2		1129 3/4
Jan	1125	1126 1/2	1135 1/2		1143 3/4
<b>Wheat</b>					
Jul	569 1/4	561 1/2	554 1/2	Holiday	572 1/4
Sep	590 1/4	581	574		590 1/4
Dec	612 1/2	604 3/4	598		613 1/2
Mar	630 3/4	623 3/4	618 1/4		632
May	639 3/4	633	629		642
<b>Corn</b>					
Jul	398 1/4	402	403 1/2	Holiday	411 1/4
Sep	407	408	405 1/2		410 1/2
Dec	420 1/2	421 1/4	419 1/2		424
Mar	434 3/4	435	433 1/2		438
May	444 1/2	444 3/4	443		447 1/2
<b>KC Wheat</b>					
Jul	602 3/4	593	581 1/2	Holiday	595 1/4
Sep	599 1/2	592 1/4	583 1/2		599
Dec	615 1/4	608 3/4	601		616
Mar	628	622	615 1/4		629 3/4
May	634 3/4	629 1/4	622 3/4		636 3/4
<b>SB Meal</b>					
Jul	365.70	368.90	370.50	Holiday	387.00
Aug	349.00	350.30	350.10		357.20
Sep	334.80	333.20	332.50		337.40
Oct	329.10	325.50	325.90		329.70
Dec	332.60	328.30	329.20		332.50

**MISSOURI GRAIN WEEKLY TRENDS**

Compared to last week, Soybeans 0.20 to 0.54 higher, Wheat unch to 0.11 higher, Corn unch to 0.13 higher, Sorghum 0.01 lower to 0.01 higher.

Area	#1 Soybeans	#2 Soft Wheat	#2 Corn	#2 Grain Sorghum
<b>Kansas City</b>				
Friday**	11.10-11.60	5.48	3.92-4.17	4.07
Monday	11.26-11.86	5.64	4.07-4.30	4.08
Tuesday	11.30-11.90	5.66	4.08-4.31	4.12
Wednesday	11.37-11.97	5.59	4.05-4.28	4.13
Thursday	Holiday			
Friday	Holiday			
<b>St. Louis</b>				
Friday**	11.87	5.53-5.56	4.23	4.47
Monday	11.96-12.01	5.70-5.72	4.27	4.55
Tuesday	11.99-12.00	5.61-5.63	4.27-4.28	4.56
Wednesday	12.07	5.54-5.56	4.26-4.28	4.54
Thursday	Holiday			
Friday	Holiday			
<b>Central</b>				
Friday**	11.16-11.23	4.85-5.43	3.82-3.87	---
Monday	11.29-11.36	5.25-5.60	3.82-3.87	---
Tuesday	11.33-11.40	5.13-5.51	3.83-3.88	---
Wednesday	11.40-11.47	5.06-5.44	3.80-3.85	---
Thursday	Holiday			
Friday	Holiday			
<b>S.E. MO</b>				
Friday**	11.33-11.45	5.27-5.63	4.07-4.12	---
Monday	11.86	5.40-5.80	4.12	---
Tuesday	11.50-11.90	5.41-5.71	4.22	---
Wednesday	11.57-11.97	5.34-5.64	4.19	---
Thursday	Holiday			
Friday	Holiday			

(PRICES PER BUSHEL) \*NEW CROP \*\*PREVIOUS WEEK'S PRICES  
\*Bids calculated using Kansas City, St. Louis, and St. Joseph bids

**MONTHLY GRAIN CROP**


**July 2023 Corn Bids**



**July 2023 Soybean Bids**



**July 2023 Wheat Bids**



\*Axis value ranges may be updated to reflect data points.

**WHOLESALE FEEDSTUFFS PRICES 6/28/24**  
(DOLLARS PER TON-BULK BASIS)

Area	Soybean Hulls Pellets	Soybean Meal 46.5-48%	Corn Gluten Pellets 21%	Wheat Middlings
Kansas City	122.50	383.00	175.00	135.00
St. Louis	n/a	n/a	177.50	122.67

## MISSOURI CROP PROGRESS AND CONDITION

There were 4.3 days suitable for fieldwork in the week ending June 30, 2024. Statewide, the average temperature was 78.1 degrees, 2.4 degrees above normal. Precipitation averaged 1.99 inches, 1.05 inches above normal. Topsoil moisture supply was rated 1 percent very short, 10 percent short, 79 percent adequate, and 10 percent surplus. Subsoil moisture supply was rated 13 percent short, 78 percent adequate, and 9 percent surplus. Corn silking reached 35 percent, compared to the 5-year average of 10 percent. Corn dough reached 1 percent. Corn condition was rated 3 percent very poor, 4 percent poor, 15 percent fair, 64 percent good, and 14 percent excellent. Soybeans planted reached 98 percent, compared to the 5-year average of 93 percent. Soybeans emerged reached 91 percent, compared to the 5-year average of 84 percent. Soybeans blooming reached 14 percent, compared to the 5-year average of 8 percent. Soybean condition was rated 2 percent very poor, 5 percent poor, 17 percent fair, 64 percent good, and 12 percent excellent. Cotton squaring reached 42 percent, compared to the 5-year average of 44 percent. Cotton condition was rated 3 percent very poor, 9 percent poor, 28 percent fair, and 60 percent good. Rice headed reached 1 percent, compared to the 5-year average of 2 percent. Rice condition was rated 2 percent very poor, 6 percent poor, 13 percent fair, 74 percent good, and 5 percent excellent. Winter wheat harvested reached 92 percent, compared to the 5-year average of 68 percent.

	Week Ending			5 year avg
	6/30/24	6/23/24	6/30/23	
Corn Silking	35	13	16	10
Corn Dough	1	n/a	1	0
Soybeans Planted	98	94	100	93
Soybeans Emerged	91	85	94	84
Soybeans Blooming	14	3	17	8
Cotton Squaring	42	24	70	44
Rice Headed	1	0	9	2
Winter Wheat Harvested	92	76	83	68
Alfalfa hay 1st cutting	96	92	97	95
Alfalfa hay 2nd cutting	31	13	50	31
Other hay cut	81	74	82	73

## MISSOURI WEEKLY HAY SUMMARY w/e 06/27/24

Hay harvest passed the three quarters of the way complete this week, running ahead of the five-year average pace. With the new supplies of hay several new listings of hay being offered for sale. Hay movement is somewhat slow however as 82 percent of pastures in the state are rated in good to excellent condition and no one is currently thinking much about feeding hay. The extremely hot temperatures over the last couple of weeks is drying out some areas though near 25 percent of the state is listed on this week's drought monitor as abnormally to moderately dry. Hay prices are steady. The supply of hay is moderate, and demand is light to moderate. The Missouri Department of Agriculture has a hay directory at <https://apps.mda.mo.gov/haydirectory> or visit the University of Missouri Extension feed stuff finder at <https://feedstufffinder.org>

Alfalfa - Supreme 250.00-350.00, small square 10.00-15.00 per bale  
 Alfalfa - Premium 200.00-275.00  
 Alfalfa - Good 150.00-200.00, small square 5.00-10.00 per bale  
 Alfalfa - Fair 125.00-150.00  
 Mixed grass - Good/Premium 150.00-225.00  
 Mixed grass-Fair/Good 100.00-175.00, small square 5.00-10.00 per bale  
 Mixed grass - Fair 45.00-75.00 per large round bale  
 Wheat straw - 4.00-7.00 per small square bale

Please Note: The above volumes (tonnage, acres, and bales) listed are for confirmed trades only, it does not include estimated volume (tonnage) for bids or offers to the trade. List your hay for sale at: [Hay Listing Online Form](#). Explanation of Hay Quality Guidelines: [Hay Quality Designation Guidelines](#). Glossary of Terms: [Livestock, Poultry, & Grain Hay Terms](#)

## MISSOURI WEEKLY SHEEP/GOAT AUCTION SUMMARY

Week ending 6/29/24  
 Receipts: 830 Week Ago: 4,067 Last Year: 1,349

**SHEEP:** Feeder Lambs: Small and Medium 1-2 20-30 lbs 240.00-272.00, fancy 260.00-290.00; 30-40 lbs 200.00-262.50; 40-50 lbs 180.00-240.00. Slaughter Lambs: Choice and Prime 1-3 woolled and shorn 60-85 lbs 170.00-180.00. Choice 1-3 woolled and shorn pkg 57 lbs 137.50. Choice and Prime 1-3 hair 50-60 lbs 190.00-200.00; 60-70 lbs 190.00-192.00; 70-80 lbs 165.00-172.50. Choice 1-3 hair 55-65 lbs 165.00-179.00. Good 1-2 hair 50-75 lbs 115.00-127.00. Ewes Good 2-3 hair pkg 87 lbs 115.00. Utility and Good 1-3 hair 85-135 lbs 76.00-82.50. Cull and Utility 1-2 hair 88 lbs 65.00. Bucks 1-2 hair 130-150 lbs 109.00-110.00. Replacement Ewes Small and Medium 1-2 hair 2-4 yrs 75-100 lbs exp 122.50-135.00.

**GOATS:** Feeder Kids: Selection 1 25-35 lbs 282.00-285.00; pkg 48 lbs replacements 417.00. Selection 2 29-39 lbs 250.00-277.50; 40-50 lbs 205.00-267.00. Selection 3 30-41 lbs 85.00-135.00. Slaughter Kids Selection 2 55-60 lbs 207.00-265.00. Selection 3 pkg 63 lbs 192.50. Nannies Selection 1-2 pkg 76 lbs 150.00; 80-97 lbs 105.00-136.00. Billies Selection 1-2 95-130 lbs 157.50-180.00. Replacement Nannies Selection 1-2 2-4 yrs 79-81 lbs exp 135.00-200.00.

Explanatory Notes: Stage - Represents estimated lambing/kidding period (Open, Exp=exposed, Bred, Fall = Sep-Nov, Win = Dec-Feb, Spr = Mar-May, Sum=Jun-Aug; w/s = woolled and shorn; /hd= per head; /fam=per family  
 All price CWT unless otherwise noted.

## MISSOURI DROUGHT MONITOR

Date	None	D0	D1	D2	D3	D4
7/02/24	79.93	15.66	4.41	0.00	0.00	0.00
6/25/24	74.63	20.40	4.98	0.00	0.00	0.00
7/04/23	1.26	18.60	26.00	29.79	24.34	0.00

Reflects percentage of Missouri impacted by drought. D0 Abnormally Dry; D1 Moderate Drought; D2 Severe Drought; D3 Extreme Drought; D4 Exceptional Drought

## NATIONAL DIRECT DELIVERED FEEDER PIG REPORT

07/05/24 Receipts: 113,893 Week ago: 130,259 Year Ago: 107,083  
 Early weaned pigs 2.00 lower and feeder pigs 6.00 lower.  
 Cash 58,220 head 19.00-43.00, weighted average 33.95  
 Formula 47,323 head 30.33-52.00, weighted average 39.48  
 Feeder pigs 40 pounds basis:  
 Cash 8,350 head 42.00-52.00, weighted average 47.50

## NATIONAL DAILY DIRECT PRIOR DAY HOG REPORTS FOR 07/05/24

**BARROWS AND GILTS (Carcass Basis):** 3,849 head  
 Base Carcass Price 86.00-93.00, weighted average 91.25

**SOWS (Live Basis):** 7,254 head  
 300-500 lbs. 37.00-84.00  
 Over 500 lbs. 57.52-90.00

## MISSOURI WEEKLY DIRECT SLAUGHTER CATTLE REPORT 06/28/24

Weekly Receipts: 120 Week ago: 80 Year ago: 280  
 Trading as of Friday morning trade flat dressed sales 2.00 higher. Grid sales inactive.

**LIVE STEERS & HEIFERS:** No sales reported  
**DRESSED STEERS & HEIFERS:** 3 loads 312.00

**GRADE AND WEIGHT (Grid):** No Sales Reported

Click here for the current [National Crop Progress](#)  
 Click here for the current [Missouri Crop Progress](#)  
 The current hay directory can be found at: [Hay Directory](#).