

Weekly Market Summary

Published by:
Missouri Department of Agriculture
Ag Business Development Division
Market News Program



Chris Chinn, Director
 Jill Wood, Division Director
 Tony Hancock, Editor
<http://www.ams.usda.gov/marketnews.htm>
[agmarketnews.mo.gov](http://www.ams.usda.gov/marketnews.htm)

Michael L. Parson, Governor

Volume XLIV, Number 28 ♦ P.O. Box 630, Jefferson City, MO 65102 ♦ (573) 751-4211 ♦ Mon, Jul 15, 2024

MISSOURI WEEKLY FEEDER CATTLE WEIGHTED AVERAGE REPORT

Feeder Cattle Receipts: 28,451 Week ago: 15,958 Year ago: 44,150
 Steers and Heifers Medium and Large 1—Weighted average weights and prices

STEERS: Medium and Large 1

327 lbs. 378.91	527 lbs. 336.12	723 lbs. 278.90	917 lbs. 248.30
379 lbs. 376.25	575 lbs. 320.05	775 lbs. 267.06	969 lbs. 242.20
429 lbs. 371.89	622 lbs. 307.78	832 lbs. 259.98	
475 lbs. 351.67	672 lbs. 294.41	866 lbs. 253.98	

HEIFERS: Medium and Large 1

335 lbs. 358.23	524 lbs. 301.03	721 lbs. 257.40	909 lbs. 225.20
380 lbs. 349.88	575 lbs. 287.92	767 lbs. 246.11	
429 lbs. 331.96	624 lbs. 275.70	822 lbs. 234.36	
471 lbs. 317.92	674 lbs. 259.84	869 lbs. 230.93	

MISSOURI STEER (HEIFER) STOCKER FORMULA 07/15/2024

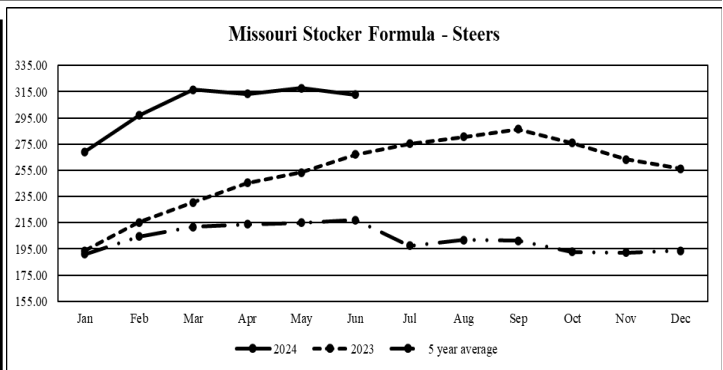
Monday's Missouri Stocker formula consists of **4768 (5683)** head with a weighted average weight of **559.44 (551.20)** lbs. and a price value of **320.30 (286.67)**, 4.67 higher (0.84 lower) than last week.

This a rolling seven day calculated weighted value which combines all Feeder Steers reported by MDA/USDA Market News Service weighing from 400-649 lbs. in the Medium and Large 1 and Medium and Large 1-2 frame and muscle classifications, including all comment cattle except Brahman X. Heifer values are in parentheses.

MISSOURI WEEKLY CATTLE AUCTION SUMMARY

Total Receipts: 31,815 Week Ago: 17,650 Year Ago: 55,146

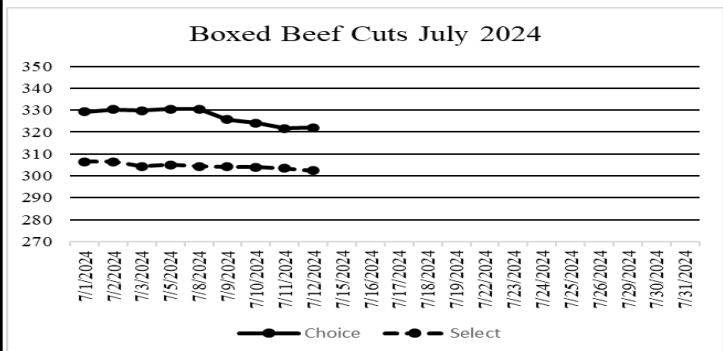
Compared to the light run last week, comparable sales of steers and heifers sold mostly steady to 5.00 higher, with some spots of 10.00 higher on top quality consignments. The supply was moderate, and demand was good, although calves that have extra hair, unweaned, or without shots seeing discounts and basically being supported by more desirable offerings and overall low numbers. Outside of the brick-and-mortar auction barns it was a bit of a rough week for livestock. Futures markets, beef cutouts and feedlot trade all experienced a negative week. Early week futures were downright ugly before regaining some of the loss's late week. Seasonally there is an expected decline that typically comes after the 4th of July holiday but given markets have been steadily climbing nearly every week all year the abrupt turn did catch some attention. A few stick out sales this week included several loads of top quality steers that checked all the boxes for any buyer, and would have been market toppers no matter what state or location they were sold at. This large consignment of reputation home raised cattle with verified health programs, uniformity, and condition led to some very impressive prices Callaway Livestock Center. 100 head of 520 lb. steers sold for 388.75; 90 head if 585 lb. steers sold for 358.00, 83 head of 664 lb. steers brought 318.00 and 71 head of 711 lb. steers sold at 306.85. Windsor Livestock Auction sold a load of 802 lb. steers this week at 267.00 along with a load of 732 lb. steers for 273.10. Joplin Regional Stockyards had another big run that included 23 drafts with over 100 head each, the largest being 454 head of 919 lb. steers which brought 252.75. Boxed beef cutouts were lower for the week, choice closed on Friday at 322.06, down 8.37 and select closed at 302.31, down 2.75 compared to last week. Negotiated feedlot sales as of the Friday afternoon report totaled 76K head with much of the trade taking place early to mid-week as feedlot managers became uneasy with early week happenings. Live sales were reported 188.00-199.00 and dressed sales reported from 308.00-316.00 with most sales at 312.00. The Missouri Stocker formula consists of 4768 head with a weighted average weight of 559.44 lbs. and a price value of 320.30, 4.67 higher than a week ago. The steer/heifer spread is 33.63.



*Graph is updated the first Monday of each month. Axis value ranges may be updated to reflect data points.

NATIONAL BOXED BEEF CUTOUT/BOXED BEEF CUTS

DATE	CHOICE	SELECT	TOTAL LOADS
7/8	330.47	304.27	89
7/9	325.66	304.31	130
7/10	324.05	303.94	156
7/11	321.65	303.38	142
7/12	322.06	302.31	102
5 Day Simple Average	324.78	303.62	



*Axis value ranges may be updated to reflect data points.

WEEKLY LIVESTOCK SLAUGHTER 07/12/24

	CATTLE	HOGS	SHEEP
Week to Date:	601,000	2,386,000	35,000
Last Week:	522,000	2,034,000	28,000
Last Year:	633,391	2,338,368	31,704

The Weekly Market Summary, as well as historical summaries, are available on our website <https://agmarketnews.mo.gov/summaries>
 Market News Hotline: 1-573-522-9244

SOUTHWEST MISSOURI WEEKLY SUMMARY

(Joplin and Springfield)

Receipts: 12,880 Week ago: 7,130 Year Ago: 17,377
Compared to last week feeders sold steady to 10.00 higher. Slaughter cows sold 4.00 to 7.00 lower.

FEEDER STEERS:
Medium and Large 1

300-400 lbs.	352.50-395.00
400-500 lbs.	332.50-360.00
500-600 lbs.	289.00-335.00
600-700 lbs.	272.00-325.00
700-800 lbs.	256.00-283.00
800-900 lbs.	252.00-266.00
900-1000 lbs.	234.00-252.75

FEEDER HEIFERS:
Medium and Large 1

400-500 lbs.	292.00-332.00
500-600 lbs.	271.00-335.00
600-700 lbs.	248.00-285.00
700-800 lbs.	229.00-270.00
800-900 lbs.	229.00-236.00

FEEDER HOLSTEIN STEERS
Large 3

400-450 lbs.	220.00-255.00
Pkg 525 lbs.	242.00
600-700 lbs.	190.00-236.00
800-850 lbs.	176.00-190.00
Load 914 lbs.	198.25

SLAUGHTER COWS: Breaking and Boning (70-85% lean) 131.00-153.50; high dressing 147.00-168.50; low dressing 117.50-139.00. Lean (85-90%) 122.00-141.00

SLAUGHTER BULLS: Yield Grade 1-2 1250-2285 lbs. 162.00-185.00; high dressing 178.00-198.50; low dressing 142.00-161.00

BRED COWS: Medium and Large 1 2-8 yrs 1120-1480 lbs 2nd and 3rd stage 2125.00-2600.00 per head. Medium and Large 1-2 2-8 yrs 900-1275 lbs 2nd and 3rd stage 1575.00-2000.00 per head.

COW & CALF PAIRS: Medium and Large 1 few 2-8 yrs 1310-1540 lbs 150-300 lbs calves 3150.00-3500.00 per pair
Medium and Large 1-2 2-8 yrs 1090-1265 lbs 150-300 lb calves 2650.00-2850.00 per par

BRED HEIFERS: few Medium and Large 1 <2-4 yrs 950-1280 lbs 2nd and 3rd stage 2125.00-2450.00 per head.

SOUTH CENTRAL MISSOURI WEEKLY SUMMARY

(West Plains, Phillipsburg)

Receipts: 3,481 Week ago: 2,700 Year Ago: 8,198
Compared to the previous sales steers sold steady to 15.00 higher and heifers sold steady to 10.00 lower. Slaughter cows sold steady to 4.00 higher.

FEEDER STEERS:
Medium and Large 1

350-400 lbs.	362.50-390.00
400-500 lbs.	331.00-359.00
500-600 lbs.	330.00-337.50
600-700 lbs.	275.00-312.00
700-800 lbs.	269.00-276.00
Load 835 lbs.	255.50
900-950 lbs.	239.00-242.00

FEEDER HEIFERS:
Medium and Large 1

400-500 lbs.	285.00-326.00
500-600 lbs.	270.00-309.00
600-700 lbs.	240.50-272.00
700-800 lbs.	238.00-249.00

FEEDER HOLSTEIN STEERS:
Large 3

Scarce

SLAUGHTER COWS: Breaking and Boning (70-85% lean) 134.00-149.00, high dressing 146.00-162.50; low dressing 120.00-135.00. Lean (85-90%) 122.00-138.00

SLAUGHTER BULLS: Yield Grade 1-2 1270-2235 lbs. 162.00-180.00; high dressing 180.00-201.00; low dressing 141.00-160.00

BRED COWS: Medium and Large 1 2-8 yrs 1100-1605 lbs 2nd and 3rd stage 2025.00-2575.00 per head
Medium and Large 1-2 2-8 yrs 1140-1455 2nd and 3rd stage 1850.00-2250.00 per head

COW & CALF PAIRS: Medium and Large 1-2 2-8 yrs 1100-1250 lbs 150-300 lb calves 2350.00-2400.00; some bred back with calves over 300 lbs 2750.00-3025.00 per pair

WEST CENTRAL MISSOURI WEEKLY SUMMARY

(Kingsville, Windsor, Butler)

Receipts: 4,836 Week ago: 1,603 Year ago: 10,597
Compared to last test feeders sold steady to 10.00 higher, with some spots 15.00 higher. Slaughter cows steady to 5.00 higher although some tops weren't seen on high dressing cows.

FEEDER STEERS:
Medium and Large 1

400-500 lbs.	327.50-400.00
500-600 lbs.	306.00-373.50
600-700 lbs.	279.50-321.00
700-800 lbs.	264.00-285.00
800-900 lbs.	250.00-271.00

FEEDER HEIFERS:
Medium and Large 1

400-500 lbs.	306.00-360.00
500-600 lbs.	269.00-327.00
600-700 lbs.	254.00-300.00
700-800 lbs.	254.00-273.10

SLAUGHTER BULLS: Yield Grade 1-2 1375-2110 lbs 155.00-179.00; high dressing 183.50-193.00

SLAUGHTER COWS: Breaking and Boning (70-85% lean) 138.00-154.00, high dressing 149.00-164.00. Lean (85-90%) 122.00-140.00

BRED COWS: Medium and Large 1-2 2-8 yrs 1075-1400 lbs 1st to 3rd stage 1800.00-1950.00 per head

COW & CALF PAIRS: Medium and Large 1 1400-1800 lbs calves over 300 lb calves some rebred 3100.00-3600.00 per pair

NORTHEAST MISSOURI WEEKLY SUMMARY

(Bowling Green, Kingdom City, Palmyra)

Receipts: 5,905 Week ago: 2,143 Year ago: 7,827
Compared to two weeks ago, steers sold steady to higher undertones with 550-750 lbs selling mostly 5.00-12.00 higher. Feeder heifers 400-650 lbs sold 5.00-15.00 higher with spots 20.00 higher. Slaughter cows early week sold 7.00-13.00 higher with late week sales steady to firm.

FEEDER STEERS:
Medium and Large 1

400-500 lbs.	358.00-381.00
500-600 lbs.	321.00-367.00
600-700 lbs.	287.50-327.00
700-800 lbs.	279.00-306.85
800-850 lbs.	263.50-266.10
900-1000 lbs.	248.00-250.75

FEEDER HEIFERS:
Medium and Large 1

400-500 lbs.	308.00-356.00
500-600 lbs.	285.00-329.75
600-700 lbs.	263.00-306.50
700-800 lbs.	244.00-260.50

SLAUGHTER BULLS: Yield Grade 1-2 1300-2480 lbs 158.00-181.00; high dressing 170.00-191.00; low dressing 130.00-158.00

SLAUGHTER COWS: Breaking and Boning, (70-85% lean) 130.00-151.00; high dressing 140.00-172.00; low dressing 115.00-130.00. Lean (85-90%) 116.00-131.00

SLAUGHTER STEERS: Choice 2-3 192.00-200.00 Select and Choice 2-3 189.50-194.00

SLAUGHTER HEIFERS: Choice 2-3 193.00-198.50

BRED COWS: Scarce

COW & CALF PAIRS: Scarce

NORTH CENTRAL MISSOURI WEEKLY SUMMARY

(Macon, Unionville, Green City, New Cambria)

Receipts: 788 Week ago: 4,401 Year ago: 1,280
No recent sales for a price trend undertone however was higher.
*Some sale barns on a bi-weekly schedule and may not have a sale each week.

FEEDER STEERS:
Medium and Large 1

400-500 lbs.	375.00-440.00
500-600 lbs.	352.50-390.50
600-700 lbs.	295.50-325.50
700-800 lbs.	264.00-292.00
pkg 831 lbs.	245.50

FEEDER HEIFERS:
Medium and Large 1

400-500 lbs.	334.00-365.00
500-600 lbs.	285.00-310.00
600-700 lbs.	260.00-278.50
700-800 lbs.	246.00-271.00

SLAUGHTER BULLS: Yield Grade 1-2 1350-2030 lbs. 181.00-194.50; low dressing 165.00-171.00

SLAUGHTER COWS: Breaking and Boning (70-85% lean) 135.00-148.00, high dressing 149.00-158.00. Lean (85-90%) 123.00-129.00

BRED COWS: Scarce

HEIFER PAIRS: Scarce

SOUTHEAST MISSOURI WEEKLY SUMMARY

(Jackson and Farmington)

Receipts: 970 Two Weeks ago: 609 Year ago: 3,054
 Compared to two weeks ago, steers sold 3.00-10.00 higher, heifers sold steady to 5.00 higher. Slaughter cows and bulls steady.

FEEDER STEERS:

Medium and Large 1

300-400 lbs.	322.50-365.00
400-500 lbs.	290.00-350.00
500-600 lbs.	290.00-322.00
600-700 lbs.	260.00-287.00
700-800 lbs.	235.00-260.00
900-950 lbs.	219.00-231.00

FEEDER HEIFERS:

Medium and Large 1

300-400 lbs.	300.00-335.00
400-500 lbs.	265.00-315.00
500-600 lbs.	260.00-305.00
600-700 lbs.	230.00-257.00

SLAUGHTER BULLS: Yield Grade 1-2 1080-2125 lbs 144.00-150.00, high dressing 154.00-170.00, low dressing 125.00-137.00

SLAUGHTER COWS: Breaking and Boning (75-85% lean) 115.00-129.00; high dressing 128.00-151.00. Lean (85-90% lean) 85.00-110.00

BRED COWS: Medium and Large 2 2-8 yrs 1005-1450 lbs 2nd and 3rd stage 1375.00-2150.00 per head

COW & CALF PAIRS: scarce

EAST CENTRAL MISSOURI WEEKLY SUMMARY

(Cuba, Vienna)

Receipts: 2,955 Week ago: 1,279 Year ago: 4,628
 Compared to three weeks ago, feeders sold 2.00 to 7.00 higher, Slaughter cows 5.00 to 8.00 higher.

FEEDER STEERS:

Medium and Large 1

400-500 lbs.	336.00-372.50
500-600 lbs.	307.00-336.50
600-700 lbs.	278.50-311.00
700-800 lbs.	253.00-284.00
Pkg 841 lbs.	252.50

FEEDER HEIFERS:

Medium and Large 1

400-500 lbs.	290.00-332.50
500-600 lbs.	261.00-301.00
600-700 lbs.	246.00-275.00
700-800 lbs.	233.00-247.00

SLAUGHTER BULLS: Yield Grade 1-2 1360-2150 lbs 171.50-186.00; high dressing 183.00-196.00; low dressing 145.00-169.00

SLAUGHTER COWS: Breaking and Boning, (70-85% lean) 139.50-151.50; high dressing 148.50-164.00. Lean (85-90%) 127.00-139.00

BRED COWS: Medium and Large 1 over 8 yrs 1221-1340 lbs 2nd-3rd stage 1900.00-1925.00 per head

COW & CALF PAIRS: Medium and Large 1-2 2-8 yrs 880-1050 lbs 150-300 lb calves 2850.00-2875.00 per pair

BRED HEIFERS: Medium and Large 1 <2 yrs 1088-1208 lbs 2nd and 3rd stage 3000.00-3025.00 per head

NORTHWEST MISSOURI WEEKLY SUMMARY

(Tina) (w/e 7/6/24)

Receipts: 1816 Week Ago: 835 Year Ago: 890
 Compared to two weeks ago, steers sold 15.00 to 25.00 higher, heifers sold 10.00-20.00 higher. Slaughter cows and bulls sold 3.00 to 5.00 higher.

FEEDER STEERS:

Medium and Large 1

400-500 lbs.	365.00-390.00
500-600 lbs.	333.00-389.25
600-700 lbs.	310.00-330.00
700-800 lbs.	268.50-284.85

FEEDER HEIFERS:

Medium and Large 1

300-400 lbs	340.00-397.50
400-500 lbs.	323.50-347.50
500-600 lbs.	307.50-314.00
600-700 lbs.	278.00-298.50

SLAUGHTER BULLS: Yield Grade 1-2 few 1295-2085 lbs 175.00-176.00, high dressing ind 183.50

SLAUGHTER COWS: Breaking and Boning, (70-85% lean) 135.00-152.00, high dressing 147.00-163.50. Lean (85-90%) 115.00-137.00

BRED COWS: Scarce

COW/CALF PAIRS: scarce

AFTERNOON NATIONAL SLAUGHTER CATTLE REVIEW

Thus far for Friday in the Southern Plains negotiated cash trading has been inactive with very light demand. In Nebraska and Western Cornbelt negotiated cash trading has been limited with very light demand. Not enough purchases in any region for a market trend. In the Southern Plains the last reported market was on Wednesday with live FOB purchases traded at 188.00. In Nebraska the last reported live FOB purchase market was on Thursday with purchases at 198.00. The last reported dressed delivered purchase market was on Wednesday with purchases at 312.00, on a light test. In the Western Cornbelt the last reported live FOB purchase market was on Thursday with purchases from 197.00-198.50. Not enough dressed delivered purchases for a market trend. Last week dressed delivered purchases traded from 312.00-315.00.

Negotiated Cash Sales:					
Confirmed:	4,406	Week Ago:	8,916	Year Ago:	15,009
Week to date:	75,991	Week Ago:	19,703	Year Ago:	35,663

Live Basis	Steers	Heifers
Over 80% Choice	197.00-198.00 avg 197.45	195.00-197.50 avg 195.69
65-80% Choice	188.00-188.00 avg 188.00	-
35-65% Choice	188.00-188.00 avg 188.00	-
0-35% Choice	-	-
Total All Grades	188.00-198.00 avg 198.65	195.00-197.50 avg 195.69
Dressed Basis		
Over 80% Choice	308.00-315.00 avg 312.81	314.00-314.00 avg 314.00
65-80% Choice	-	-
35-65% Choice	-	-
0-35% Choice	-	-
Total All Grades	308.00-315.00 avg 312.81	314.00-314.00 avg 314.00

All Beef Type Steers/Heifers	Head	Avg Wt	Price Range	Wtd Avg
Live FOB	3104	1412.5	188.00-199.00	196.08
Live Del	185	1366.5	196.00-197.00	196.39
Dressed Del	931	930.9	308.00-316.00	313.11
Dressed FOB	-	-	-	-

WEEKLY COMMODITY FUTURES TRENDS

Compared to last week, Live Cattle 2.30 to 4.05 lower, Lean Hogs 0.72 to 4.90 lower, Feeder Cattle 2.82 to 5.10 lower.

Daily Futures Closes

	Mon.	Tues.	Wed.	Thu.	Fri.
Cattle					
Aug	184.35	182.35	182.25	182.25	182.37
Oct	185.30	183.30	183.20	183.50	184.07
Dec	187.25	185.37	184.80	185.05	185.47
Feb	188.65	187.12	186.55	186.95	187.70
Apr	190.27	189.02	188.37	188.85	187.75
Lean Hogs					
Jul	89.67	89.32	88.45	88.55	85.90
Aug	89.52	88.40	84.67	86.67	88.45
Oct	72.52	70.77	68.32	69.40	70.15
Dec	65.72	63.82	62.25	62.45	62.37
Feb	70.95	69.30	67.72	67.85	67.50
Fdr Cat					
Aug	259.17	255.72	254.35	256.15	258.65
Sep	260.62	256.82	254.57	256.35	258.10
Oct	260.72	257.20	254.80	256.10	257.55
Nov	260.50	257.12	254.65	255.65	257.00
Jan	258.10	254.97	252.77	253.62	254.72
Milk					
Jul	19.80	19.77	19.88	19.81	19.76
Aug	20.43	20.13	20.19	19.97	19.69
Sep	20.73	20.56	20.69	20.37	20.08

WEEKLY COMMODITY GRAIN FUTURES TRENDS

Compared to last week, Soybean 0.54 to 0.67 lower, Wheat 0.32 to 0.40 lower, Corn 0.09 to 0.11 lower, KC Wheat July 0.09 higher, others 0.27 to 0.31 lower, Soybean Meal 17.80 to 18.50 lower.

Daily Grain Futures Closes

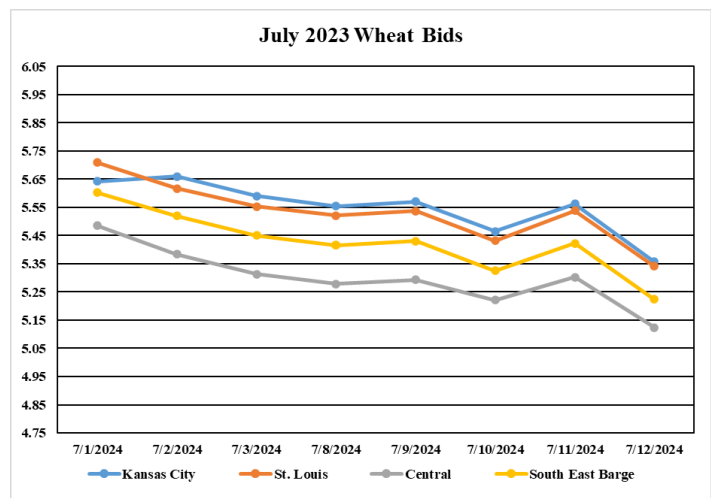
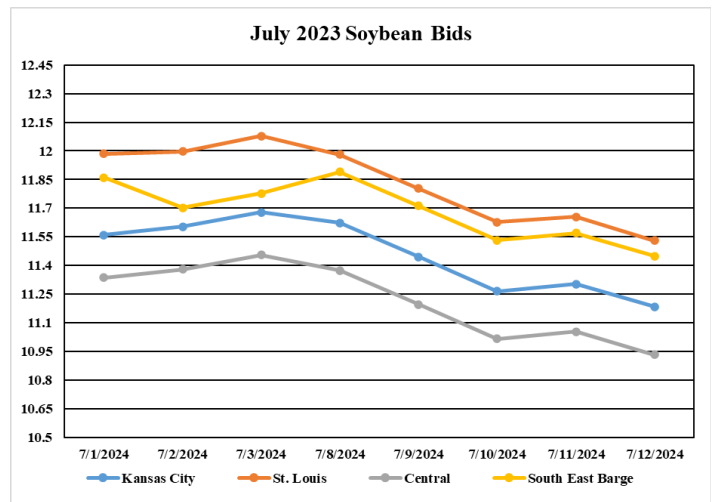
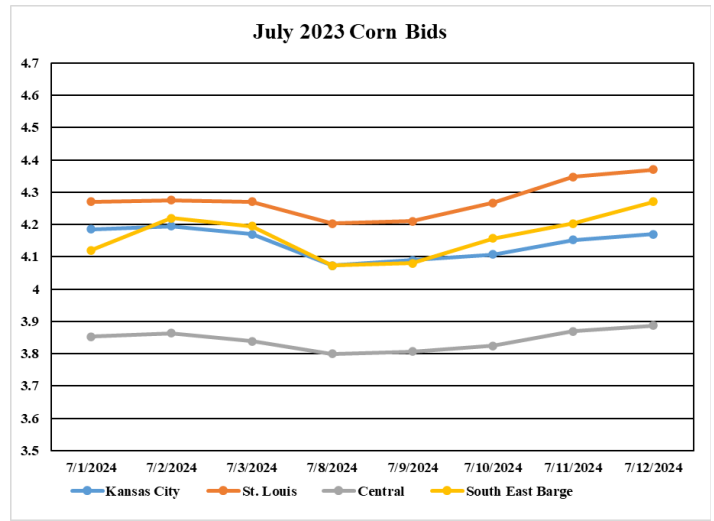
	Mon.	Tues.	Wed.	Thu.	Fri.
Soybeans					
Jul	1174 1/4	1161 1/2	1141 1/4	1142 3/4	1134 1/2
Aug	1149	1131 1/4	1113 1/4	1117	1105
Sep	1096 3/4	1077 1/2	1063 3/4	1063 3/4	1058 1/2
Nov	1099 1/2	1080	1067	1067 3/4	1065 1/4
Jan	1114 1/2	1095	1082	1083	1080 3/4
Wheat					
Jul	553	554 1/4	543 1/2	554 1/4	538
Sep	570 1/2	572	561 1/2	571 1/4	550 3/4
Dec	594 1/2	595 1/2	585	595	575 3/4
Mar	614 1/4	615 1/2	605	614 3/4	597 1/2
May	624 3/4	625 3/4	615 3/4	625 1/4	609 3/4
Corn					
Jul	395 3/4	400 1/4	403 1/4	406 3/4	400
Sep	393 1/4	394	395 3/4	400 1/4	402
Dec	407 3/4	408 1/2	407 1/4	410 3/4	414 3/4
Mar	422 1/2	423 1/4	421	424 1/4	428
May	433 1/2	434	431	434 1/4	438
KC Wheat					
Jul	573 1/2	581	573	591 1/4	604
Sep	577 1/4	577 3/4	565 1/2	583 3/4	567 3/4
Dec	595 3/4	596 1/4	583 3/4	601 3/4	586 1/2
Mar	610	611 1/4	599	616	602
May	617 1/4	619 1/4	607	623 1/2	610
SB Meal					
Jul	379.50	376.20	376.30	378.40	368.50
Aug	350.00	345.30	339.20	342.40	338.80
Sep	328.00	325.20	321.20	321.80	319.60
Oct	318.90	316.10	313.90	313.00	311.60
Dec	321.40	318.70	316.40	315.50	314.10

MISSOURI GRAIN WEEKLY TRENDS

Area	#1 Soybeans	#2 Soft Wheat	#2 Corn	#2 Grain Sorghum
Kansas City				
Friday**	Holiday			
Monday	11.29-11.89	5.55	3.93-4.21	4.05
Tuesday	11.11-11.71	5.57	3.94-4.24	4.10
Wednesday	10.93-11.53	5.46	3.95-4.25	4.13
Thursday	10.97-11.57	5.56	4.00-4.30	4.16
Friday	10.85-11.45	5.35	4.02-4.32	4.10
St. Louis				
Friday**	Holiday			
Monday	11.97-11.99	5.50-5.53	4.42	4.42
Tuesday	11.79-11.81	5.52-5.55	4.20-4.22	4.43
Wednesday	11.62-11.63	5.41-5.44	4.24-4.28	4.42
Thursday	11.65-11.66	5.51-5.56	4.34-4.35	4.60
Friday	11.53	5.32-5.36	4.37	4.64
Central				
Friday**	Holiday			
Monday	11.34-11.39	5.02-5.40	3.73-3.83	---
Tuesday	11.16-11.21	5.04-5.42	3.74-3.84	---
Wednesday	10.98-11.03	4.93-5.36	3.75-3.85	---
Thursday	11.02-11.07	5.03-5.46	3.80-3.90	---
Friday	10.90-10.95	4.90-5.25	3.82-3.92	---
S.E. MO				
Friday**	Holiday			
Monday	11.89	5.30-5.60	4.07	---
Tuesday	11.71	5.32-5.62	4.08	---
Wednesday	11.53	5.21-5.51	4.15	---
Thursday	11.57	5.31-5.61	4.20	---
Friday	11.45	5.10-5.40	4.27	---

(PRICES PER BUSHEL) *NEW CROP **PREVIOUS WEEK'S PRICES
*Bids calculated using Kansas City, St. Louis, and St. Joseph bids

MONTHLY GRAIN CROP



*Axis value ranges may be updated to reflect data points.

WHOLESALE FEEDSTUFFS PRICES 6/28/24
(DOLLARS PER TON-BULK BASIS)

Area	Soybean Hulls Pellets	Soybean Meal 46.5-48%	Corn Gluten Pellets 21%	Wheat Middlings
Kansas City	n/a	376.30	175.00	115.00
St. Louis	n/a	n/a	173.50	107.67

MISSOURI CROP PROGRESS AND CONDITION

There were 3.9 days suitable for fieldwork in the week ending July 7, 2024. Statewide, the average temperature was 75.9 degrees, 1.0 degree below normal. Precipitation averaged 2.14 inches, 1.19 inches above normal. Topsoil moisture supply was rated 7 percent short, 73 percent adequate, and 20 percent surplus. Subsoil moisture supply was rated 7 percent short, 81 percent adequate, and 12 percent surplus. Corn silking reached 60 percent, compared to the 5-year average 30 percent. Corn dough reached 9 percent, compared to the 5-year average of 1 percent. Corn condition was rated 3 percent very poor, 4 percent poor, 14 percent fair, 61 percent good, and 18 percent excellent. Soybeans emerged reached 95 percent, compared to the 5-year average of 91 percent. Soybeans blooming reached 30 percent, compared to the 5-year average of 18 percent. Soybeans setting pods reached 7 percent, compared to the 5-year average of 2 percent. Soybean condition was rated 2 percent very poor, 5 percent poor, 18 percent fair, 62 percent good, and 13 percent excellent. Cotton squaring reached 61 percent, compared to the 5-year average of 54 percent. Cotton setting bolls reached 5 percent, compared to the 5-year average of 9 percent. Cotton condition was rated 3 percent very poor, 9 percent poor, 29 percent fair, and 59 percent good. Rice headed reached 3 percent, compared to the 5-year average of 5 percent. Rice condition was rated 2 percent very poor, 7 percent poor, 14 percent fair, 76 percent good, and 1 percent excellent. Winter wheat harvested for grain reached 95 percent, compared to the 5-year average of 86 percent

	Week Ending			Five Year Avg.
	7/7/24	7/30/24	7/7/23	
Corn Silking	60	35	43	30
Corn Dough	9	1	2	1
Soybeans Emerged	95	91	96	91
Soybeans Blooming	30	14	33	18
Soybeans Setting Pods	7	0	5	2
Cotton Squaring	61	42	75	54
Cotton Setting Bolls	5	0	4	9
Rice Headed	3	1	19	5
Winter Wheat Harvested	95	92	93	86
Alfalfa hay 2nd cutting	41	31	73	52
Other hay cut	85	81	88	81

MISSOURI WEEKLY HAY SUMMARY

Ample moisture and lush pastures have put pressure on the hay market. Pastures in the state are rated with 80 percent in good to excellent categories and less than 5 percent of the state is showing on the drought monitor. A huge turnaround from this point last year when 70 percent of the pastures were rated as very poor to poor, and 99 percent of the state was in drought status. There is a lot of hay for sale currently and proactive buyers interested in filling any needs before winter don't currently have to look far to find hay. Hay prices are weak to lower, the supply is moderate, and demand is light to moderate. The Missouri Department of Agriculture has a hay directory at <https://apps.mda.mo.gov/haydirectory> or visit the University of Missouri Extension feed stuff finder at <https://feedstufffinder.org>

- Alfalfa - Supreme 250.00-300.00, small square 8.00-12.00 per bale
- Alfalfa - Premium 200.00-250.00
- Alfalfa - Good 150.00-200.00, small square 5.00-10.00 per bale
- Alfalfa - Fair 125.00-150.00
- Mixed grass - Good/Premium 150.00-200.00
- Mixed grass-Fair/Good 100.00-150.00, small square 3.50-8.00 per bale
- Mixed grass - Fair 40.00-65.00 per large round bale
- Wheat straw - 4.00-7.00 per small square bale

Please Note: The above volumes (tonnage, acres, and bales) listed are for confirmed trades only, it does not include estimated volume (tonnage) for bids or offers to the trade. List your hay for sale at: [Hay Listing Online Form](#). Explanation of Hay Quality Guidelines: [Hay Quality Designation Guidelines](#). Glossary of Terms: [Livestock, Poultry, & Grain Hay Terms](#)

MISSOURI WEEKLY SHEEP/GOAT AUCTION SUMMARY

Receipts: 2,968 Two Weeks Ago: 830 Last Year: 845

SHEEP: Feeder Lambs: Small and Medium 1-2 28-59 lbs 210.00-275.00, replacements 320.00. Slaughter Lambs: Choice and Prime 1-3 wooled and shorn 50-80 lbs 215.00-230.00. Choice 1-2 wooled and shorn 50-60 lbs 200.00-210.00; 60-80 lbs 195.00-205.00; pkg 124 lbs 145.00. Choice and Prime 1-3 hair 45-70 lbs 205.00-250.00; 70-99 lbs 205.00-225.00. Choice 1-2 hair 45-75 lbs 180.00-205.00. Choice 1-3 hair 50-65 lbs 185.00-215.00. Ewes Good 2-3 146-201 lbs 105.00-117.00. Utility and Good 1-2 90-115 lbs 105.00-115.00. Cull and Utility 1-2 90-150 lbs 61.00-71.00. Hair Ewes Good 2-3 100-110 lbs 110.00-120.00. Hair Ewes Utility and Good 1-3 90-125 lbs 80.00-105.00. Hair Bucks 1-2 100-150 lbs 135.00-140.00. Replacement Ewes: Medium and Large 1-2 2-4 yrs 150-155 lbs exp 120.00-130.00. Hair Ewes Small and Medium 1-2 1-2 yrs 80-100 lbs exp 130.00-195.00; 2-4 yrs 90-100 lbs exp 120.00-130.00; 4-6 yrs 75-105 lbs exp 125.00-135.00.

GOATS: Feeder Kids: Selection 1 45 lbs 325.00. Selection 1-2 37 lbs 235.00. Selection 2 30-50 lbs 200.00-260.00. Selection 2-3 20-30 lbs 185.00-190.00. Selection 3 17 head 18 lbs 105.00. 20-41 lbs 115.00-185.00. Slaughter Kids Selection 1 50-70 lbs 290.00-375.00. Selection 1-2 60-82 lbs 255.00-280.00. Selection 2 45-50 lbs 245.00-255.00; 50-60 lbs 215.00-275.00; 60-70 lbs 250.00-280.00; 75-80 lbs 235.00-245.00. Nannies Selection 1-2 70-150 lbs 110.00-155.00. Billies Selection 1-2 80-130 lbs 190.00-225.00. Wethers Selection 1-2 60-80 lbs 200.00-235.00. Replacement Nannies Selection 1-2 pkg 13 head 1-2 yrs 63 lbs 225.00.

Explanatory Notes: Stage - Represents estimated lambing/kidding period (Open, Exp=exposed, Bred, Fall = Sep-Nov, Win = Dec-Feb, Spr = Mar-May, Sum=Jun-Aug; w/s = wooled and shorn; /hd= per head; /fam=per family
All price CWT unless otherwise noted.

MISSOURI DROUGHT MONITOR

Date	None	D0	D1	D2	D3	D4
7/9/24	95.42	4.58	0.00	0.00	0.00	0.00
7/2/24	79.93	15.66	4.41	0.00	0.00	0.00
7/11/23	0.24	18.00	23.57	32.44	22.51	3.25

Reflects percentage of Missouri impacted by drought. D0 Abnormally Dry; D1 Moderate Drought; D2 Severe Drought; D3 Extreme Drought; D4 Exceptional Drought

NATIONAL DIRECT DELIVERED FEEDER PIG REPORT

07/12/24 Receipts: 78,927 Week ago: 113,893 Year Ago: 119,260
Early weaned pigs 10.00 lower and feeder pigs 2.00 lower.
Cash 54,425 head 7.00-37.00, weighted average 23.86
Formula 10,752 head 33.95-38.98, weighted average 36.97
Feeder pigs 40 pounds basis:
Cash 13,750 head 37.00-50.00, weighted average 45.43

NATIONAL DAILY DIRECT PRIOR DAY HOG REPORTS FOR 07/12/24

BARROWS AND GILTS (Carcass Basis): 1,105 head
Base Carcass Price 78.00-87.00, weighted average 85.95

SOWS (Live Basis): 7,236 head
300-500 lbs. 32.00-80.00
Over 500 lbs. 55.00-81.33

MISSOURI WEEKLY DIRECT SLAUGHTER CATTLE REPORT 07/12/24

Weekly Receipts: 440 Week ago: 0 Year ago: 280
Trading as of Friday morning trade flat dressed sales steady and grid sales 1.50 lower.

LIVE STEERS & HEIFERS: No sales reported
DRESSED STEERS & HEIFERS: 8 loads flat 312.00

GRADE AND WEIGHT (Grid): 3 loads 317.50

Click here for the current [National Crop Progress](#)
Click here for the current [Missouri Crop Progress](#)
The current hay directory can be found at: [Hay Directory](#).