

Weekly Market Summary

Published by:
Missouri Department of Agriculture
Ag Business Development Division
Market News Program



Chris Chinn, Director
 Jill Wood, Division Director
 Tony Hancock, Editor
<http://www.ams.usda.gov/marketnews.htm>
[agmarketnews.mo.gov](http://www.ams.usda.gov/marketnews.htm)

Michael L. Parson, Governor

Volume XLIV, Number 29 ♦ P.O. Box 630, Jefferson City, MO 65102 ♦ (573) 751-4211 ♦ Mon, Jul 22, 2024

MISSOURI WEEKLY FEEDER CATTLE WEIGHTED AVERAGE REPORT

Feeder Cattle Receipts: 14,203 Week ago: 28,451 Year ago: 20,038
 Steers and Heifers Medium and Large 1—Weighted average weights and prices

STEERS: Medium and Large 1

382 lbs. 344.27 574 lbs 314.00 773 lbs. 258.02 970 lbs. 236.74
 429 lbs. 337.67 623 lbs. 303.63 831 lbs. 259.05
 469 lbs. 344.92 676 lbs. 286.68 870 lbs. 250.33
 526 lbs. 326.91 720 lbs. 274.38 912 lbs. 245.53

HEIFERS: Medium and Large 1

335 lbs. 330.85 524 lbs. 289.33 716 lbs. 259.27
 371 lbs. 316.13 576 lbs. 280.08 763 lbs. 232.67
 423 lbs. 310.97 624 lbs. 265.19 822 lbs. 233.77
 472 lbs. 306.34 668 lbs. 272.93

MISSOURI STEER (HEIFER) STOCKER FORMULA 07/22/2024

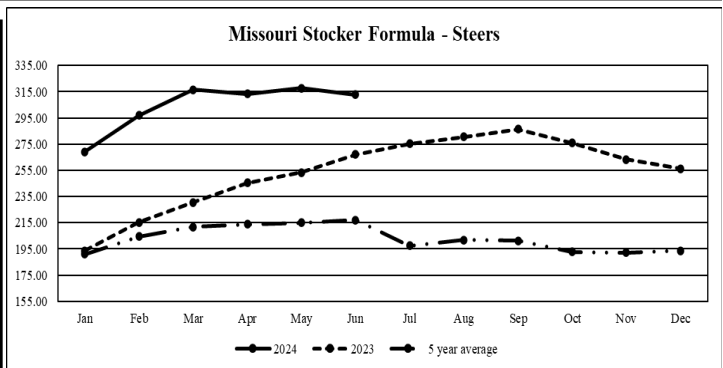
Monday's Missouri Stocker formula consists of **1904 (2341)** head with a weighted average weight of **551.16 (539.49)** lbs. and a price value of **307.63 (277.64)**, 12.67 lower (9.03 lower) than last week.

This a rolling seven day calculated weighted value which combines all Feeder Steers reported by MDA/USDA Market News Service weighing from 400-649 lbs. in the Medium and Large 1 and Medium and Large 1-2 frame and muscle classifications, including all comment cattle except Brahman X. Heifer values are in parentheses.

MISSOURI WEEKLY CATTLE AUCTION SUMMARY

Total Receipts: 16,697 Week Ago: 28,451 Year Ago: 25,255

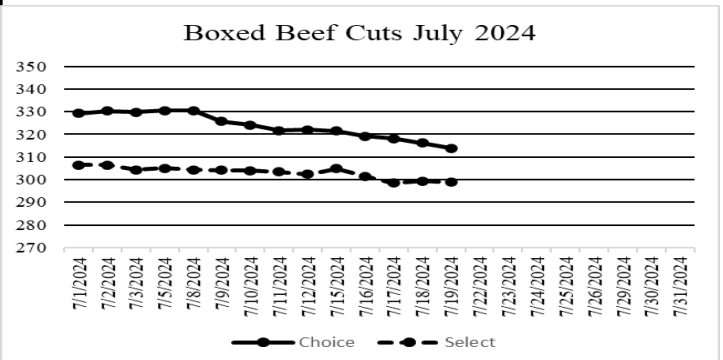
Compared to last week, A light supply of feeders sold very uneven most steers and heifers sold 5.00 to 10.00 lower, but there were some exceptions to that which trended firm to higher. The week started off with extreme heat and auction receipts were very light which is not unusual in mid-July. Later in the week much cooler weather arrived and some areas saw heavy rains and flash flooding which also prevented some movement. Many barns encouraged producers to hold off marketing until this week as the weather is predicted to be more favorable for transporting livestock. The monthly Cattle on Feed Report was released on Friday with all three categories falling right into pre-report expectations and should be viewed as a mostly neutral report. Many are hoping for some bounce this week however as feedlot trade, beef cutouts, futures and auctions all seen lower levels last week. Although the offerings at local barn were limited there were still a few stick out sales of heavier weight cattle this week. Lolli Brothers Livestock Market sold two loads of eight weights (835 lbs. and 838 lbs.) both at 268.25. Kingsville Livestock Market sold a load of 903 lbs. steers at 249.25. Callaway Livestock Center sold 176 head of 651 lb. heifers at 278.25 and Lolli Brothers Livestock Market has 6 loads of heifers from 661-683 lbs. that sold from 275.00-284.50. Lighter weight calves were mostly all sold in very small drafts this week with only a few in the entire state that would take more than 20 foot gooseneck to haul them. If there was a bright side to the calf market it was noted in places some the limited supply had buyers becoming a bit less picky about weaning but were still demanding some rounds of shots before they dug very deep. Boxed beef cutouts were lower for the week, choice closed on Friday at 313.49, down 8.57 and select closed at 298.80, down 3.51 compared to last week. Negotiated feedlot sales as of the Friday afternoon report totaled 58K head. Live sales were reported 187.00-197.00 and dressed sales reported mostly at 310.00. The Missouri Stocker formula consists of 1904 head with a weighted average weight of 551.16 lbs. and a price value of 307.63, 12.67 lower than a week ago. The steer/heifer spread is 29.99.



*Graph is updated the first Monday of each month. Axis value ranges may be updated to reflect data points.

NATIONAL BOXED BEEF CUTOUT/BOXED BEEF CUTS

<u>DATE</u>	<u>CHOICE</u>	<u>SELECT</u>	<u>TOTAL LOADS</u>
7/15	321.49	304.82	89
7/16	319.26	301.59	150
7/17	318.16	298.44	163
7/18	316.15	299.46	174
7/19	313.83	298.80	131
5 Day Simple Average	317.78	300.62	



*Axis value ranges may be updated to reflect data points.

WEEKLY LIVESTOCK SLAUGHTER 07/20/24

	<u>CATTLE</u>	<u>HOGS</u>	<u>SHEEP</u>
Week to Date:	584,000	2,372,000	36,000
Last Week:	601,000	2,364,000	35,000
Last Year:	625,915	2,327,511	31,587

The Weekly Market Summary, as well as historical summaries, are available on our website <https://agmarketnews.mo.gov/summaries>
 Market News Hotline: 1-573-522-9244

SOUTHWEST MISSOURI WEEKLY SUMMARY

(Joplin and Springfield)

Receipts: 7,699 Week ago: 12,880 Year Ago: 8,424
Compared to last week, feeders sold steady to 5.00 lower. Slaughter cows and bulls sold steady to 4.00 lower.

FEEDER STEERS:
Medium and Large 1

400-500 lbs.	305.00-339.00
500-600 lbs.	297.00-340.00
600-700 lbs.	271.00-295.00
700-800 lbs.	255.50-287.00
800-900 lbs.	244.50-260.50
900-1000 lbs.	234.00-244.50

FEEDER HEIFERS:
Medium and Large 1

400-500 lbs.	287.00-317.00
500-600 lbs.	267.00-290.00
600-700 lbs.	243.00-272.00
700-800 lbs.	228.00-256.00
800-850 lbs.	232.00-235.00

FEEDER HOLSTEIN STEERS
Large 3

Pkg 860 lbs. 190.00

SLAUGHTER COWS: Breaking and Boning (70-85% lean) 129.00-149.50; high dressing 143.00-163.00; low dressing 120.00-136.00. Lean (85-90%) 119.00-133.00

SLAUGHTER BULLS: Yield Grade 1-2 1240-2225 lbs. 163.00-185.00; high dressing 177.50-198.50; low dressing 145.00-162.00

BRED COWS: Medium and Large 1 2-8 yrs 1173-1390 lbs 2nd and 3rd stage 2300.00-2450.00 per head. Medium and Large 1-2 2-8 yrs 957-1377 lbs 2nd and 3rd stage 1425.00-2200.00 per head.

COW & CALF PAIRS: Scarce

BRED HEIFERS: few Medium and Large 1-2 <2-4 yrs 860-1165 lbs 2nd and 3rd stage 1800-2550.00 per head.

SOUTH CENTRAL MISSOURI WEEKLY SUMMARY

(West Plains, Phillipsburg)

Receipts: 2,813 Week ago: 3,481 Year Ago: 3,822
Compared to last week, feeders sold mixed from 3.00 lower to 8.00 higher. Slaughter cows sold steady to 4.00 lower.

FEEDER STEERS:
Medium and Large 1

400-500 lbs.	329.00-357.50
500-600 lbs.	301.00-339.00
600-700 lbs.	279.00-309.00
700-800 lbs.	254.00-281.50
Pkg 810 lbs.	253.00

FEEDER HEIFERS:
Medium and Large 1

400-500 lbs.	299.00-330.00
500-600 lbs.	269.00-289.00
600-700 lbs.	250.00-280.00
700-800 lbs.	227.00-243.00

FEEDER HOLSTEIN STEERS:
Large 3

Scarce

SLAUGHTER COWS: Breaking and Boning (70-85% lean) 132.00-147.00, high dressing 145.00-155.00; low dressing 115.00-133.50. Lean (85-90%) 120.00-133.00

SLAUGHTER BULLS: Yield Grade 1-2 1280-2220 lbs. 160.00-177.00; high dressing 177.00-186.00; low dressing 146.00-159.00

BRED COWS: Medium and Large 1-2 2-8 yrs 1050-1485 lbs 2nd and 3rd stage 1800.00-2725.00 per head

COW & CALF PAIRS: Medium and Large 1-2 2-8 yrs 1100-1275 lbs 150-300 lb calves 2600.00-3050.00 per pair

WEST CENTRAL MISSOURI WEEKLY SUMMARY

(Kingsville, Windsor, Butler)

Receipts: 4,836 Week ago: 1,603 Year ago: 10,597
Compared to last week, feeders sold steady. Slaughter cows sold 4.00-7.00 lower.

FEEDER STEERS:
Medium and Large 1

550-600 lbs.	314.00-334.00
600-700 lbs.	280.00-318.00
Load 903 lbs.	249.25

FEEDER HEIFERS:
Medium and Large 1

450-500 lbs.	306.00-318.00
500-600 lbs.	278.00-317.00
600-700 lbs.	261.75-280.00
700-800 lbs.	252.00-270.00
Pkg 810 lbs.	230.00

SLAUGHTER BULLS: Yield Grade 1-2 1320-2270 lbs 155.00-177.00; high dressing 178.50-184.00

SLAUGHTER COWS: Breaking and Boning (70-85% lean) 139.00-156.00, high dressing 152.00-162.00. Lean (85-90%) 134.00-137.00

BRED COWS: Medium and Large 1 pkg 5-8 yrs 1446 lbs 3rd stage 2700.00 per head

COW & CALF PAIRS: Scarce

NORTHEAST MISSOURI WEEKLY SUMMARY

(Bowling Green, Kingdom City, Palmyra)

Receipts: 1,653 Week ago: 2,143 Year ago: 7,827
Compared to last week, feeders sold steady to sharply higher, except a pot load of 728 lb steers which sold 5.00 lower. Slaughter cows sold 4.00-6.00 lower early week, steady to firm late week.

FEEDER STEERS:
Medium and Large 1

400-500 lbs.	371.00-387.00
500-600 lbs.	319.00-354.00
600-700 lbs.	304.00-313.00
Load 728 lbs.	292.00

FEEDER HEIFERS:
Medium and Large 1

400-500 lbs.	330.00-346.00
500-600 lbs.	299.25-316.00
600-700 lbs.	176 hd 651 lbs. 278.25

SLAUGHTER BULLS: Yield Grade 1-2 1295-2140 lbs 157.00-169.00; high dressing 170.00-181.00; low dressing 141.00-155.00

SLAUGHTER COWS: Breaking and Boning, (70-85% lean) 134.00-149.00; high dressing 145.00-164.00; low dressing 124.00-130.00. Lean (85-90%) 120.00-135.00

SLAUGHTER STEERS: Choice 2-3 190.75-201.00 Select and Choice 1-3 185.00-189.50

SLAUGHTER HEIFERS: Scarce

BRED COWS: Medium and Large 1-2 2-8 yrs 1250-1500 lbs 1st to 3rd stage 1875.00-2450.00 per head.

BRED HEIFERS: Medium and Large 1 <2 yrs 1196-1252 lbs 3rd stage 3150.00-3500.00 per head.

NORTH CENTRAL MISSOURI WEEKLY SUMMARY

(Macon, Unionville, Green City, New Cambria)

Receipts: 1341 Week ago: 788 Year ago: 1,783
No recent sales for a price trend undertone however was higher.
*Some sale barns on a bi-weekly schedule and may not have a sale each week.

FEEDER STEERS:
Medium and Large 1

400-500 lbs.	361.00-375.50
500-600 lbs.	329.50-337.50
600-700 lbs.	288.00-318.00
750-800 lbs.	270.00-276.00
800-850 lbs.	259.50-268.25

FEEDER HEIFERS:
Medium and Large 1

450-500 lbs.	308.75-312.25
500-600 lbs.	292.50-300.50
650-700 lbs.	275.00-284.50

SLAUGHTER BULLS: Yield Grade 1-2 few 1375-1835 lbs. 157.00-164.00; high dressing 180.00-199.00

SLAUGHTER COWS: Breaking and Boning (70-85% lean) 131.00-149.00, high dressing 146.00-163.00. Lean (85-90%) 121.00-129.00

BRED COWS: Scarce

HEIFER PAIRS: Scarce

SOUTHEAST MISSOURI WEEKLY SUMMARY

(Jackson and Farmington)

Receipts: 909 Two Weeks ago: 970 Year ago: 1,894
 Compared to two weeks ago feeders sold steady to 2.00 higher, and slaughter cows sold steady to 3.00 lower.

FEEDER STEERS:
 Medium and Large 1

300-400 lbs. 324.00-367.00
 400-500 lbs. 305.00-342.00
 500-600 lbs. 292.50-325.00
 600-700 lbs. 265.00-300.00
 700-800 lbs. 235.00-272.00

FEEDER HEIFERS:
 Medium and Large 1

300-400 lbs. 277.00-345.00
 400-500 lbs. 275.00-310.00
 500-600 lbs. 255.00-300.00
 600-700 lbs. 235.00-260.00
 700-800 lbs. 214.00-227.00

SLAUGHTER BULLS: Yield
 Grade 1-2 1410-2395 lbs 140.00-156.00, high dressing 150.00-169.00, low dressing 130.00-135.00

SLAUGHTER COWS: Breaking and Boning (75-85% lean) 120.00-133.00; high dressing 130.00-150.00. Lean (85-90% lean) 90.00-122.00

BRED COWS: Medium and Large 2 2-8 yrs 1025-1510 lbs 2nd and 3rd stage 1700.00-2040.00 per head

COW & CALF PAIRS: Medium and Large 2 2-8 yrs 1100-1250 lbs baby to 300 lb calves 2000.00-2675.00 per pair

EAST CENTRAL MISSOURI WEEKLY SUMMARY

(Cuba, Vienna)

Receipts: 474 Week ago: 2,955 Year ago: 1,810
 Feeder supply not sufficient to establish a market. Slaughter cows 4.00 to 6.00 lower.

FEEDER STEERS:
 Medium and Large 1

Pkg 597 lbs. 312.00
 600-700 lbs. 277.00-306.00
 700-750 lbs. 269.50-271.50

FEEDER HEIFERS:
 Medium and Large 1

450-500 lbs. 297.50-329.00
 550-600 lbs. 279.50-287.00
 600-700 lbs. 246.50-264.25
 700-800 lbs. 218.00-230.00

SLAUGHTER BULLS: Yield
 Grade 1-2 1040-2040 lbs 154.50-162.00; high dressing ind 179.00

SLAUGHTER COWS: Breaking and Boning, (70-85% lean) 129.00-138.00; high dressing 133.00-150.50. Lean (85-90%) 128.00-129.00

BRED COWS: Medium and Large 1 2-4 yrs 1175-1320 lbs 2nd-3rd stage 2200.00-2400.00 per head

COW & CALF PAIRS: Scarce

NORTHWEST MISSOURI WEEKLY SUMMARY

(Tina)

Receipts: 862 Two Weeks Ago: 1816 Year Ago: 2185
 Compared to two weeks ago, feeders sold steady to 5.00 lower with some unweaned 10.00 lower. Slaughter cows sold steady to 2.00 higher.

FEEDER STEERS:
 Medium and Large 1

500-600 lbs. 330.00-346.00
 600-700 lbs. 293.00-320.00
 700-800 lbs. 282.00-283.50

FEEDER HEIFERS:
 Medium and Large 1

500-600 lbs. 297.00-305.50
 Pkg 670 lbs. 266.50

SLAUGHTER BULLS:
 Yield Grade 1-2 1435-2085 lbs 164.00-179.00, ind high dressing ind 184.50

SLAUGHTER COWS: Breaking and Boning, (70-85% lean) 135.00-154.00, high dressing 146.00-165.50. Lean (85-90%) 120.50-133.50

BRED COWS: Scarce

COW/CALF PAIRS: scarce

AFTERNOON NATIONAL SLAUGHTER CATTLE REVIEW

Thus far for Friday in the Southern Plains negotiated cash trade has been mostly inactive on light demand. The most recent market in the Texas Panhandle was Wednesday with live FOB purchases from 188.00-188.50. The most recent market in Kansas was Wednesday with live FOB purchases from 187.00-188.00, on a light test. In Nebraska and the Western Cornbelt negotiated cash trade has been slow on light demand. Compared to Thursday in Nebraska and the Western Cornbelt live FOB purchases traded steady at 196.00. The most recent dressed delivered purchases in Nebraska and the Western Cornbelt was Thursday at 310.00.

Negotiated Cash Sales:

Confirmed:	5,950	Week Ago:	4,406	Year Ago:	26,214
Week to date:	57,653	Week Ago:	75,991	Year Ago:	73,021

<u>Live Basis</u>	<u>Steers</u>	<u>Heifers</u>
Over 80% Choice	195.00-196.00 avg 195.86	195.00-196.00 avg 195.89
65-80% Choice	196.00-196.00 avg 196.00	196.00-196.00 avg 196.00
35-65% Choice	188.50-188.50 avg 188.50	-
0-35% Choice	-	-
Total All Grades	188.50-196.00 avg 194.68	195.00-196.00 avg 195.92
<u>Dressed Basis</u>		
Over 80% Choice	308.00-310.00 avg 309.20	-
65-80% Choice	310.00-310.00 avg 310.00	-
35-65% Choice	-	-
0-35% Choice	-	-
Total All Grades	308.00-310.00 avg 309.33	-

<u>All Beef Type Steers/Heifers</u>	<u>Head</u>	<u>Avg Wt</u>	<u>Price Range</u>	<u>Wtd Avg</u>
Live FOB	4,659	1403.9	188.50-200.00	195.25
Live Del	129	1302.7	188.00-196.00	192.54
Dressed Del	949	921.4	308.00-320.00	309.84
Dressed FOB	40	826.0	306.00	306.00

WEEKLY COMMODITY FUTURES TRENDS

Compared to last week, Live Cattle Aug 0.73 higher, Oct through Dec 0.60 to 1.05 lower, Apr 20 0.82 higher. Lean Hogs 3.12 to 4.55 higher, Feeder Cattle 1.57 to 3.05 lower.

Daily Futures Closes

	Mon.	Tues.	Wed.	Thu.	Fri.
Cattle					
Aug	182.12	182.67	184.27	182.25	183.10
Oct	183.80	184.52	185.57	183.02	183.47
Dec	185.65	186.45	187.30	184.97	184.67
Feb	187.97	188.67	189.40	187.17	186.65
Apr	189.85	190.52	191.25	189.07	188.57
Lean Hogs					
Jul	88.65	—	—	—	—
Aug	88.42	91.27	91.65	91.37	91.57
Oct	69.77	72.20	73.67	74.02	74.55
Dec	62.37	64.12	65.87	65.70	66.92
Feb	67.20	68.57	69.95	70.22	71.45
Fdr Cat					
Aug	258.77	258.62	258.55	256.22	255.60
Sep	258.90	259.52	259.55	257.00	255.77
Oct	258.47	259.25	259.40	256.95	255.65
Nov	257.82	258.62	258.87	256.52	255.37
Jan	255.47	256.15	256.55	254.17	253.15
Milk					
Jul	19.77	19.76	19.77	19.84	19.85
Aug	19.69	19.74	19.77	20.17	19.98
Sep	20.26	20.30	20.39	20.78	20.58

WEEKLY COMMODITY GRAIN FUTURES TRENDS

Compared to last week, Soybeans 0.08 to 0.31 lower, Wheat 0.08 to 0.13 lower, Corn 0.09 to 0.11 lower, KC Wheat 0.03 lower to 0.02 higher, Soybean Meal 2.00 to 6.80 lower.

Daily Grain Futures Closes

	Mon.	Tues.	Wed.	Thu.	Fri.
Soybeans					
Aug	1078	1090 1/2	1097 1/4	1098 1/2	1097 1/4
Sep	1033 3/4	1037 3/4	1038 1/4	1040 3/4	1036 3/4
Nov	1040	1043 1/4	1041	1043	1036
Jan	1055	1058 3/4	1056	1058	1051
Mar	1067	1070 1/2	1067	1069	1061 3/4
Wheat					
Sep	532 1/2	530 3/4	539 1/4	535 1/4	542 3/4
Dec	556 1/2	555 1/2	563 1/2	560	568
Mar	577 1/2	576 1/4	583 3/4	580 3/4	588 1/2
May	590 1/4	588 1/2	595	592 1/4	599 1/2
Jul	598 1/2	595 1/2	601	598 1/4	603 1/4
Corn					
Sep	390 1/2	395 3/4	398	391 1/4	390 1/2
Dec	404 1/4	408 3/4	411 3/4	405	404 3/4
Mar	417 3/4	422	425	418 3/4	418 1/2
May	427 3/4	431 1/2	434 1/4	428	428 1/4
Jul	435 1/2	439	441 1/2	435 1/4	435 3/4
KC Wheat					
Sep	555 1/2	550 1/4	561	562 3/4	570
Dec	572 1/4	567	577 1/2	579	586 3/4
Mar	587	581 3/4	591	592 1/4	599 3/4
May	595 1/2	589 3/4	598 3/4	599 1/2	606 3/4
Jul	597	590 1/4	597 3/4	597 1/2	602 3/4
SB Meal					
Aug	333.80	335.40	339.10	337.20	336.80
Sep	314.10	316.00	319.40	318.10	316.60
Oct	306.20	307.90	310.60	309.30	306.00
Dec	308.30	310.10	312.10	311.50	307.50
Jan	309.30	311.20	310.30	312.10	308.50

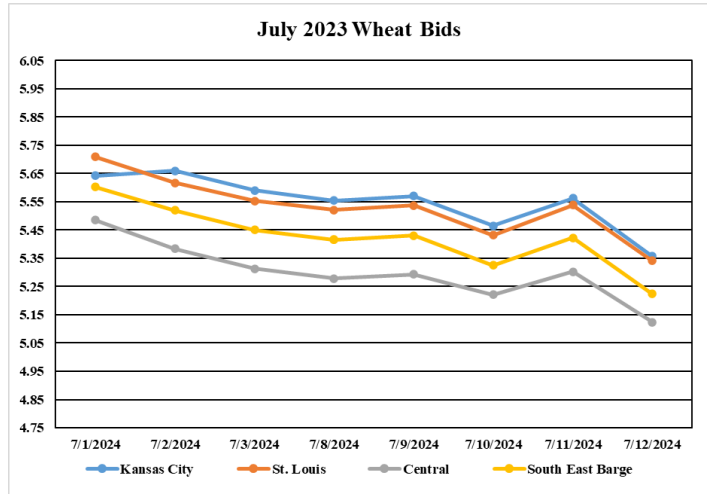
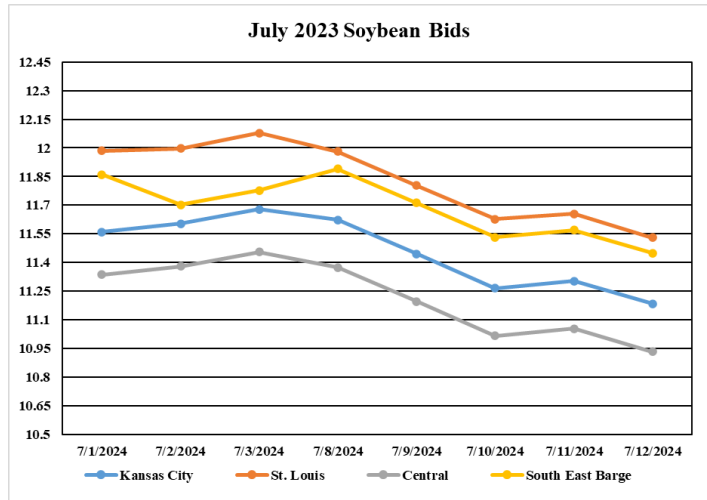
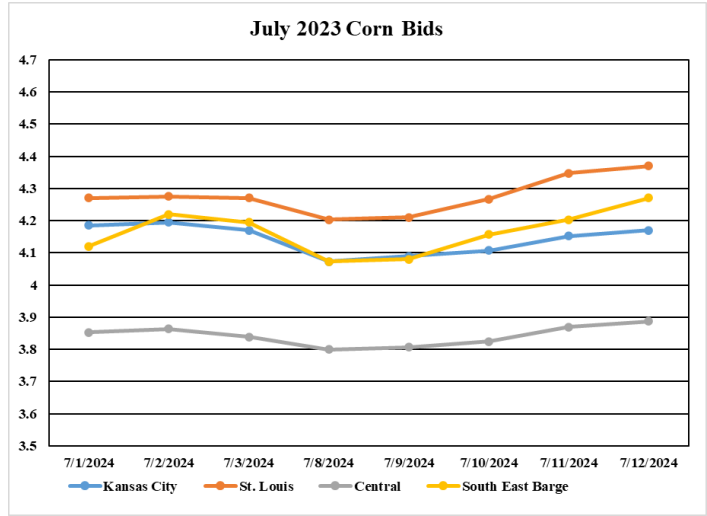
MISSOURI GRAIN WEEKLY TRENDS

Compared to last week, Soybeans 0.39 lower to 0.01 higher, Wheat 0.08 to 0.22 lower, Corn 0.12 to 0.20 lower, Sorghum 0.10 lower.

Area	#1 Soybeans	#2 Soft Wheat	#2 Corn	#2 Grain Sorghum
Kansas City				
Friday**	10.85-11.45	5.35	4.02-4.32	4.10
Monday	10.78-11.18	5.17	4.00-4.20	4.00
Tuesday	10.90-11.30	5.15	4.05-4.25	4.05
Wednesday	10.97-11.37	5.24	4.08-4.28	4.08
Thursday	10.98-11.38	5.20	3.91-4.21	4.01
Friday	10.86-11.06	5.27	3.90-4.20	4.00
St. Louis				
Friday**	11.53	5.32-5.36	4.37	4.64
Monday	11.23-11.25	5.08-5.18	4.23	4.54
Tuesday	11.33-11.36	5.05-5.16	4.23-4.27	4.58
Wednesday	11.40-11.44	5.14-5.25	4.26-4.28	4.61
Thursday	11.41	5.10-5.21	4.18	4.55
Friday	11.39-11.41	5.12-5.27	4.17	4.54
Central				
Friday**	10.90-10.95	4.90-5.25	3.82-3.92	---
Monday	10.63-10.68	4.72-5.07	3.70-3.85	---
Tuesday	10.75-10.80	4.70-5.05	3.75-3.90	---
Wednesday	10.82-10.87	4.79-5.14	3.78-3.93	---
Thursday	10.83-10.88	4.75-5.10	3.71-3.86	---
Friday	10.82-10.87	4.82-5.17	3.70-3.85	---
S.E. MO				
Friday**	11.45	5.10-5.40	4.27	---
Monday	11.18	4.92-5.22	4.15	---
Tuesday	11.30	4.90-5.20	4.20	---
Wednesday	11.37	5.04-5.29	4.23	---
Thursday	11.38	5.00-5.25	4.13	---
Friday	11.37	5.02-5.32	4.12	---

(PRICES PER BUSHEL) *NEW CROP **PREVIOUS WEEK'S PRICES
*Bids calculated using Kansas City, St. Louis, and St. Joseph bids

MONTHLY GRAIN CROP



*Axis value ranges may be updated to reflect data points.

**WHOLESALE FEEDSTUFFS PRICES
(DOLLARS PER TON-BULK BASIS)**

Area	Soybean Hulls Pellets	Soybean Meal 46.5-48%	Corn Gluten Pellets 21%	Wheat Middlings
Kansas City	n/a	374.30	175.00	103.33
St. Louis	n/a	n/a	180.00	101.00

MISSOURI CROP PROGRESS AND CONDITION

There were 4.5 days suitable for fieldwork in the week ending July 14, 2024. Statewide, the average temperature was 76.6 degrees, 1.7 degrees below normal. Precipitation averaged 1.89 inches, 1.11 inches above normal. Topsoil moisture supply was rated 4 percent short, 83 percent adequate, and 13 percent surplus. Subsoil moisture supply was rated 3 percent short, 86 percent adequate, and 11 percent surplus. Corn silking reached 76 percent, compared to the 5-year average 57 percent. Corn dough reached 32 percent, compared to the 5-year average of 9 percent. Corn condition was rated 4 percent very poor, 4 percent poor, 13 percent fair, 57 percent good, and 22 percent excellent. Soybeans blooming reached 47 percent, compared to the 5-year average of 31 percent. Soybeans setting pods reached 17 percent, compared to the 5-year average of 8 percent. Soybean condition was rated 2 percent very poor, 5 percent poor, 17 percent fair, 61 percent good, and 15 percent excellent. Cotton squaring reached 73 percent, compared to the 5-year average of 65 percent. Cotton setting bolls reached 8 percent, compared to the 5-year average of 17 percent. Cotton condition was rated 3 percent very poor, 9 percent poor, 28 percent fair, and 60 percent good. Rice headed reached 12 percent, compared to the 5-year average of 11 percent. Rice condition was rated 2 percent very poor, 6 percent poor, 13 percent fair, 74 percent good, and 5 percent excellent.

	Week Ending			Five Year Avg.
	7/14/24	7/07/24	7/14/23	
Corn Silking	76	60	73	57
Corn Dough	32	9	16	9
Soybeans Blooming	47	30	51	31
Soybeans Setting Pods	17	7	15	8
Cotton Squaring	73	61	84	65
Cotton Setting Bolls	8	5	9	17
Rice Headed	12	3	28	11
Alfalfa hay 2nd cutting	65	41	83	71
Alfalfa hay 3rd cutting	2	0	9	4
Other hay cut	89	85	91	87

MISSOURI WEEKLY HAY SUMMARY

Pasture conditions climbed to 90 percent good to excellent, all but a tiny area in SW Missouri is now drought free. There were heavy rains that fell in that area mid-week however, which caused some flash flooding, it would seem likely that area should be removed by the next report. This much green and pasture conditions like this are almost unheard of in Mid-July. Hay listings are plentiful, and movement is pretty slow. Hay prices are weak, the supply is moderate, and demand is light to moderate. The Missouri Department of Agriculture has a hay directory at <https://apps.mda.mo.gov/haydirectory> or visit the University of Missouri Extension feed stuff finder at <https://feedstufffinder.org>

Alfalfa - Supreme 250.00-300.00, small square 8.00-12.00 per bale
 Alfalfa - Premium 200.00-250.00
 Alfalfa - Good 150.00-200.00, small square 5.00-10.00 per bale
 Alfalfa - Fair 125.00-150.00
 Mixed grass - Good/Premium 150.00-200.00
 Mixed grass-Fair/Good 100.00-150.00, small square 3.50-8.00 per bale
 Mixed grass - Fair 40.00-65.00 per large round bale
 Wheat straw - 4.00-7.00 per small square bale

Please Note: The above volumes (tonnage, acres, and bales) listed are for confirmed trades only, it does not include estimated volume (tonnage) for bids or offers to the trade. List your hay for sale at: [Hay Listing Online Form](#). Explanation of Hay Quality Guidelines: [Hay Quality Designation Guidelines](#). Glossary of Terms: [Livestock, Poultry, & Grain Hay Terms](#)

MISSOURI WEEKLY SHEEP/GOAT AUCTION SUMMARY

Receipts: 2,685 Week Ago: 2,968 Last Year: 3,940

SHEEP: Feeder Lambs: Medium and Large 1-2 40-45 lbs 205.00-210.00. Small and Medium 1 hair pkg 45 lbs 255.00. Small and Medium 1-2 hair 20-40 lbs 150.00-245.00. 40-82 lbs 170.00-235.00. Slaughter Lambs Choice and Prime 1-3 woolled and shorn 50-80 lbs 200.00-237.50; 100-120 lbs 190.00-197.00. Choice 1-2 woolled and shorn 65-80 lbs 185.00-190.00. Choice and Prime 1-3 hair 50-95 lbs 187.50-245.00. Choice 1-2 hair 50-95 lbs 142.00-190.00. Choice 1-3 hair 50-85 lbs 170.00-210.00. Good 1-2 hair 59-85 lbs. 160.00-187.50. Ewes Utility and Good 1-3 105-205 lbs 75.00-110.00. Cull and Utility 1-2 120-141 lbs 62.00-80.00. Hair Ewes Good 2-3 90-135 lbs 112.00-130.00. Hair Ewes Good 1-2 80-130 lbs 115.00-190.00. Hair Ewes Utility and Good 1-3 85-160 lbs 85.00-110.00. Utility 1-2 100-160 lbs 50.0-102.00. Cull and Utility 1-2 115-140 lbs 57.50-77.50. Bucks 1-2 110-235 lbs 107.50-175.00. Replacement Ewes: Small and Medium 1-2 hair 1-2 yrs 70-90 lbs exp 155.00-195.00. 2-8 yrs 80-130 lbs exp 140.00-160.00.

GOATS: Feeder Kids: Selection 1 25-50 lbs 305.00-370.00; replacements 590.00. Selection 1-2 25-45 lbs 202.00-225.00. Selection 2 20-50 lbs 150.00-290.00. Selection 3 25-45 lbs 100.00-190.00. Slaughter Kids Selection 1 50-92 lbs 295.50-390.00. Selection 2 50-80 lbs 150.00-300.00. Selection 3 50-75 lbs 110.00-132.00. Nannies Selection 1-2 60-70 lbs 125.00-160.00; 70-172 lbs 110.00-145.00. Selection 3 80-90 lbs 42.00-100.00. Bucks Selection 1-2 pkg 130 lbs 200.00. Selection 2 100-150 lbs 150.00-175.00. Selection 3 71 lbs 112.00. Wether Kids Selection 2 pkg 56 lbs 230.00. Replacement Nannies Selection 1-2 85-135 lbs 2-4 yrs exp 170.00-197.50.

Explanatory Notes: Stage - Represents estimated lambing/kidding period (Open, Exp=exposed, Bred, Fall = Sep-Nov, Win = Dec-Feb, Spr = Mar-May, Sum=Jun-Aug; w/s = woolled and shorn; /hd= per head; /fam=per family
 All price CWT unless otherwise noted.

MISSOURI DROUGHT MONITOR

Date	None	D0	D1	D2	D3	D4
7/16/24	98.80	1.20	0.00	0.00	0.00	0.00
7/9/24	95.42	4.58	0.00	0.00	0.00	0.00
7/18/23	4.66	16.39	27.82	27.95	21.02	2.15

Reflects percentage of Missouri impacted by drought. D0 Abnormally Dry; D1 Moderate Drought; D2 Severe Drought; D3 Extreme Drought; D4 Exceptional Drought

NATIONAL DIRECT DELIVERED FEEDER PIG REPORT

07/19/24 Receipts: 105,022 Week ago: 78,927 Year Ago: 81,948
 Early weaned pigs mostly steady and feeder pigs 2.00 lower.
 Cash 70,400 head 12.00-41.00, weighted average 28.18
 Formula 24,787 head 24.86-48.33, weighted average 34.61
 Feeder pigs 40 pounds basis:
 Cash 9,835 head 35.00-51.00, weighted average 43.00

NATIONAL DAILY DIRECT PRIOR DAY HOG REPORTS FOR 07/19/24

BARROWS AND GILTS (Carcass Basis): 3,633 head
 Base Carcass Price 74.00-88.00, weighted average 85.23

SOWS (Live Basis): 6,873 head
 300-500 lbs. 25.00-72.50
 Over 500 lbs. 47.00-77.84

MISSOURI WEEKLY DIRECT SLAUGHTER CATTLE REPORT 07/19/24

Weekly Receipts: 320 Week ago: 440 Year ago: 320
 Trading as of Friday morning trade flat dressed sales 2.00 lower and grid sales 1.50 lower.

LIVE STEERS & HEIFERS: No sales reported
DRESSED STEERS & HEIFERS: 5 loads flat 310.00

GRADE AND WEIGHT (Grid): 3 loads 316.00

Click here for the current [National Crop Progress](#)
 Click here for the current [Missouri Crop Progress](#)
 The current hay directory can be found at: [Hay Directory](#).