

Weekly Market Summary

Published by:
Missouri Department of Agriculture
Ag Business Development Division
Market News Program



Chris Chinn, Director
 Jill Wood, Division Director
 Tony Hancock, Editor
[agmarketnews.mo.gov](http://www.ams.usda.gov/marketnews.htm)
<http://www.ams.usda.gov/marketnews.htm>

Michael L. Parson, Governor

Volume XLIV, Number 31 ♦ P.O. Box 630, Jefferson City, MO 65102 ♦ (573) 751-4211 ♦ Mon, Aug 05, 2024

MISSOURI WEEKLY FEEDER CATTLE WEIGHTED AVERAGE REPORT

Feeder Cattle Receipts: 12,045 Week ago: 20,280 Year ago: 14,507
 Steers and Heifers Medium and Large 1—Weighted average weights and prices

STEERS: Medium and Large 1

330 lbs. 367.32	519 lbs. 328.25	715 lbs. 281.12	917 lbs. 250.94
371 lbs. 373.23	576 lbs. 320.57	768 lbs. 266.35	1025 lbs. 225.23
427 lbs. 339.64	624 lbs. 302.64	812 lbs. 259.67	1135 lbs. 229.00
469 lbs. 342.78	677 lbs. 286.62	877 lbs. 255.46	

HEIFERS: Medium and Large 1

315 lbs. 318.97	523 lbs. 286.79	721 lbs. 262.45	913 lbs. 224.59
382 lbs. 316.10	563 lbs. 280.33	773 lbs. 246.93	991 lbs. 228.00
416 lbs. 302.23	624 lbs. 269.92	830 lbs. 240.47	
466 lbs. 307.10	677 lbs. 271.67	865 lbs. 233.57	

MISSOURI STEER (HEIFER) STOCKER FORMULA 08/05/2024

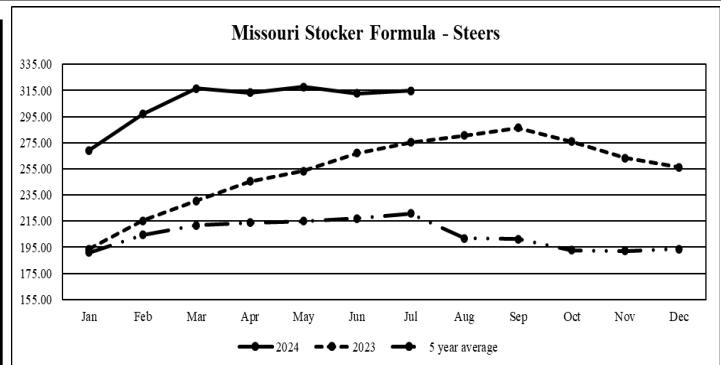
Monday's Missouri Stocker formula consists of **1805 (2133)** head with a weighted average weight of **550.24 (544.44)** lbs. and a price value of **311.75 (279.59)**, 3.06 lower (4.48 lower) than last week.

This a rolling seven day calculated weighted value which combines all Feeder Steers reported by MDA/USDA Market News Service weighing from 400-649 lbs. in the Medium and Large 1 and Medium and Large 1-2 frame and muscle classifications, including all comment cattle except Brahman X. Heifer values are in parentheses.

MISSOURI WEEKLY CATTLE AUCTION SUMMARY

Total Receipts: 16,942 Week Ago: 23,952 Year Ago: 20,601

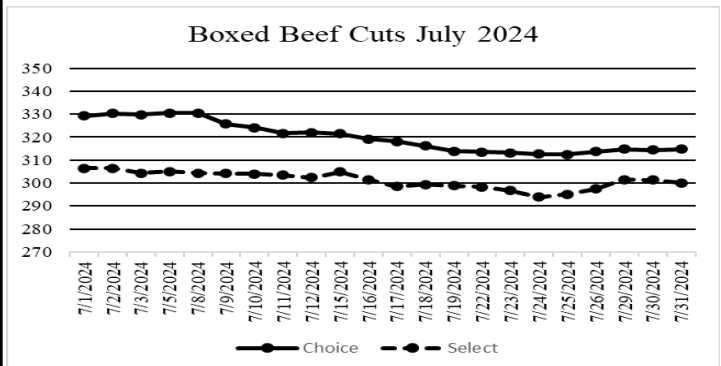
Compared to last week, feeder steers and heifers sold steady to 5.00 lower on a light supply. Extreme heat as August arrived limited live-stock movement. Aside from a few early week sales which offered some gooseneck to multi pot load consignments, the offerings were light with many drafts of singles or just a few head coming through the ring at a time. Grass and pastures have been extremely good this year, but some areas are starting to see the effects of the heat and lack of recent moisture. The southern half of counties along the KS line are all listed as abnormally dry on the latest drought monitor. If the current weather pattern doesn't change it won't take long before many others join them. That being said there is a tremendous amount of feed currently as many producers have hay grass fields twice now which is practically unheard of Missouri prior to the fall growth. A huge sell off of cattle futures occurred the second half of the week with live cattle ending 4.47 to 7.10 lower and feeder cattle 10.05 to 11.88 lower compared to the previous week. A few stick out sales this week included a part load of 518 lbs. steers at Joplin Regional Stockyards which sold for 347.00. Tina Livestock Market sold a part load of 615 lb. steers for 323.00 and a full load of 814 lb. steers at 265.50. Callaway Livestock Center sold a load of 711 lb. steers for 294.75. Lolli Brothers Livestock Market had a some loads of thin fleshed heifers that attracted some attention this week with two load just breaking into the 6's which sold for 309.10 and a load of 724 lb. heifers also thin which sold for 278.00. Joplin Regional Stockyards and Callaway Livestock Center both held special replacement cow auctions this week and sold some fancy young bred cows that got into the low to mid 3000 dollar mark. Boxed beef cutouts were steady to slightly lower for the week, choice closed on Friday at 313.77, unchanged and select closed at 297.17, down 0.29 compared to last week. Negotiated feedlot sales as of the Friday afternoon report totaled 66K head. Live sales were reported mostly at 188.00 in the south and 196.00 in the north, dressed sales reported mostly at 310.00. The Missouri Stocker formula consists of 1805 head with a weighted average weight of 550.24 lbs. and a price value of 311.75, 3.06 lower than a week ago. The steer/heifer spread is 32.16.



*Graph is updated the first Monday of each month. Axis value ranges may be updated to reflect data points.

NATIONAL BOXED BEEF CUTOUT/BOXED BEEF CUTS

DATE	CHOICE	SELECT	TOTAL LOADS
7/29	314.81	301.52	145
7/30	314.48	301.38	119
7/31	314.77	300.16	145
8/1	312.79	297.46	128
8/2	313.77	297.17	110
5 Day Simple Average	314.12	299.54	



*Axis value ranges may be updated to reflect data points.

WEEKLY LIVESTOCK SLAUGHTER 08/03/24

	CATTLE	HOGS	SHEEP
Week to Date:	593,000	2,455,500	37,000
Last Week:	600,000	2,436,000	36,000
Last Year:	615,321	2,347,889	31,940

The Weekly Market Summary, as well as historical summaries, are available on our website <https://agmarketnews.mo.gov/summaries>
 Market News Hotline: 1-573-522-9244

SOUTHWEST MISSOURI WEEKLY SUMMARY

(Joplin and Springfield)

Receipts: 6,925 Week ago: 7,535 Year Ago: 6,878
Compared to last week a lighter test of the market saw feeders steady to 8.00 lower, and slaughter cows mixed from 3.00 lower to 2.00 higher.

FEEDER STEERS:

Medium and Large 1

400-500 lbs.	320.00-350.00
500-600 lbs.	297.00-350.00
600-700 lbs.	275.00-315.00
700-800 lbs.	259.00-285.00
800-900 lbs.	251.00-260.50
900-950 lbs.	244.50-253.50
123 hd 1135 lbs.	229.00

FEEDER HEIFERS:

Medium and Large 1

400-500 lbs.	291.00-318.00
500-600 lbs.	262.00-292.00
600-700 lbs.	253.00-278.00
700-800 lbs.	240.00-265.00
800-900 lbs.	234.00-242.00
900-1000 lbs.	223.00-228.00

FEEDER HOLSTEIN STEERS

Large 3

Scarce

Scarce

SLAUGHTER COWS: Breaking and Boning (70-85% lean) 131.00-149.00; high dressing 142.00-161.00; low dressing 115.00-137.00. Lean (85-90%) 121.00-136.00

SLAUGHTER BULLS: Yield Grade 1-2 1225-2145 lbs. 160.00-180.00; high dressing 178.00-214.00; low dressing 146.00-164.00

BRED COWS: Medium and Large 1-2 2-8 yrs 1950-1250 lbs 1st to 3rd stage 1650.00-3025.00 per head. Large 1-2 2-8 yrs 1100-1500 lbs 2nd and 3rd stage 1700.00-3550.00 per head. Bred Heifers Medium and Large 1-2 1 1/2-4 yrs 800-1050 lbs 2nd and 3rd stage 1550.00-2900.00 per head.

COW & CALF PAIRS: Medium and Large 1 2-8 yrs 800-1200 lbs baby to 300 lb calves 2300.00-3450.00 few bred back in 1st up to 3600.00 per pair.

SOUTH CENTRAL MISSOURI WEEKLY SUMMARY

(West Plains, Phillipsburg)

Receipts: 2,189 Week ago: 4,865 Year Ago: 3,460
Compared to last week, feeders sold steady to 6.00 lower, slaughter cows and bulls sold steady.

FEEDER STEERS:

Medium and Large 1

400-500 lbs.	323.00-345.00
500-600 lbs.	300.00-330.00
600-700 lbs.	300.00
700-800 lbs.	274.00

FEEDER HEIFERS:

Medium and Large 1

300-400 lbs.	302.50-320.00
400-500 lbs.	295.00-317.50
500-600 lbs.	277.50-290.00
600-700 lbs.	249.50-280.00

FEEDER HOLSTEIN STEERS:

Large 3

Scarce

SLAUGHTER COWS: Breaking and Boning (70-85% lean) 132.00-145.50, high dressing 144.00-158.00; low dressing 120.00-133.50. Lean (85-90%) 117.50-132.00

SLAUGHTER BULLS: Yield Grade 1-2 1300-1940 lbs. 157.00-173.00; high dressing 176.00-186.00; low dressing 147.00-157.00

BRED COWS: Medium and Large 1-2 2-8 yrs 1050-1760 lbs 1st to 3rd stage 1750.00-2800.00 per head

COW & CALF PAIRS: Medium and Large 1-2 2-8 yrs 1100-1150 lbs 150-300 lb calves 2350.00-3100.00 per pair

WEST CENTRAL MISSOURI WEEKLY SUMMARY

(Kingsville, Windsor, Butler)

Receipts: 1,634 Week ago: 2,877 Year ago: 2,573
Compared to last week, a light test of calves sold with weak undertones, yearlings sold 2.00-6.00 lower. Slaughter cows steady.

FEEDER STEERS:

Medium and Large 1

500-600 lbs.	310.00-335.00
700-750 lbs.	274.00-285.00
800-850 lbs.	258.25-261.75

FEEDER HEIFERS:

Medium and Large 1

500-600 lbs.	271.00-300.00
600-700 lbs.	264.50-272.00
700-800 lbs.	244.85-267.50
Pkg 851 lbs.	232.25

SLAUGHTER BULLS: Yield Grade 1-2 1325-1985 lbs 155.00-177.00; high dressing 185.00-189.00

SLAUGHTER COWS: Breaking and Boning (70-85% lean) 127.00-152.00, high dressing 152.00-166.00. Lean (85-90%) 120.00-135.00

BRED COWS: Scarce

COW & CALF PAIRS: Medium and Large 1 few 2-4 yrs 1070 lbs 150-300 lbs calves bred back 3600.00 per pair.

NORTHEAST MISSOURI WEEKLY SUMMARY

(Bowling Green, Kingdom City, Palmyra)

Receipts: 2,544 Week ago: 3,930 Year ago: 2,482
Compared to last week, feeders sold steady to 10.00 lower. Slaughter cows sold steady.

FEEDER STEERS:

Medium and Large 1

400-500 lbs.	370.00-375.00
500-600 lbs.	327.00-347.00
600-700 lbs.	295.50-308.00
700-800 lbs.	274.00-294.75

FEEDER HEIFERS:

Medium and Large 1

500-600 lbs.	287.00-301.50
600-700 lbs.	263.00-276.50

SLAUGHTER BULLS: Yield Grade 1-2 1220-2465 lbs 155.00-165.00; high dressing 175.00-185.00; low dressing 131.00-150.00

SLAUGHTER COWS: Breaking and Boning, (70-85% lean) 128.00-144.00; high dressing 144.00-159.00; low dressing 115.00-132.00. Lean (85-90%) 120.00-135.00

SLAUGHTER STEERS: Choice 2-3 190.00-194.50 Select and Choice 1-3 180.00-189.00

SLAUGHTER HEIFERS: Choice 2-3 190.50-193.50. Select and Choice 1-3 181.00-186.00

BRED COWS: Medium and Large 1 2-8 yrs 1065-1553 lbs 2nd and 3rd stage 2300.00-3325.00 per head.

BRED HEIFERS: Medium and Large 1 1 1/2-4 yrs 925-1400 lbs 3rd stage 3000.00-3475.00 per head.

NORTH CENTRAL MISSOURI WEEKLY SUMMARY

(Macon, Unionville, Green City, New Cambria)

Receipts: 725 Week ago: 1,264 Year ago: 2,447
Supply to light for a price trend..
*Some sale barns on a bi-weekly schedule and may not have a sale each week.

FEEDER STEERS:

Medium and Large 1

500-600 lbs.	334.00-341.00
600-700 lbs.	304.50-320.00
Pkg 733 lbs.	287.00

FEEDER HEIFERS:

Medium and Large 1

500-600 lbs.	305.00-308.00
600-700 lbs.	271.00-279.75

SLAUGHTER BULLS: Yield Grade 1-2 1750 lbs. ind high dressing 175.00

SLAUGHTER COWS: Breaking and Boning (70-85% lean) 132.00-142.00, high dressing 147.00-158.00. Lean (85-90%) 130.00-134.00

BRED COWS: Scarce

BRED HEIFER: Scarce

SOUTHEAST MISSOURI WEEKLY SUMMARY

(Jackson and Farmington)

Receipts: 624 Week ago: 755 Year ago: 1,454

Not enough supply to establish a feeder trend. Slaughter cows and bulls sold steady.

FEEDER STEERS:

Medium and Large 1

300-400 lbs. 300.00-351.00
 400-500 lbs. 295.00-337.00
 500-600 lbs. 290.00-312.00
 600-700 lbs. 265.00-295.00
 700-800 lbs. 230.00-261.00

FEEDER HEIFERS:

Medium and Large 1

300-400 lbs. 275.00-322.50
 400-500 lbs. 265.00-310.00
 500-600 lbs. 260.00-281.00
 600-700 lbs. 235.00-255.00
 700-800 lbs. 225.00-235.00

SLAUGHTER BULLS: Yield
 Grade 1-2 1200-2075 lbs 135.00-151.00, high dressing 154.00-181.00

SLAUGHTER COWS: Breaking and Boning (75-85% lean) 120.50-127.00; high dressing 127.00-148.00. Lean (85-90% lean) 85.00-111.00

BRED COWS: Medium and Large 2 2-8 yrs 1025-1375 lbs 2nd and 3rd stage 1500.00-2125.00 per head

COW & CALF PAIRS: Scarce

EAST CENTRAL MISSOURI WEEKLY SUMMARY

(Cuba, Vienna)

Receipts: 246 Week ago: 2,726 Year ago: 1,307

Not enough receipts to establish a trend.

FEEDER STEERS:

Medium and Large 1

400-500 lbs. Scarce
 500-600 lbs.
 600-700 lbs.
 700-800 lbs.
 800-850 lbs.

FEEDER HEIFERS:

Medium and Large 1

400-500 lbs. Scarce
 500-600 lbs.
 600-700 lbs.
 700-800 lbs.

SLAUGHTER BULLS: Yield
 Grade 1-2 1560-1960 lbs 161.00-181.00; high dressing 192.00-193.00

SLAUGHTER COWS: Breaking and Boning, (70-85% lean) 138.00-148.00; high dressing 147.50-158.00. Lean (85-90%) 128.00-135.00

BRED COWS: Medium and Large 1-2 2-8 yrs 1055-1272 lbs 2nd and 3rd stage 1975.00-2375.00 per head

COW & CALF PAIRS: Scarce

NORTHWEST MISSOURI WEEKLY SUMMARY

(Tina)

Receipts: 2,055 Two Weeks Ago: 862 Year Ago: 1,961

Compared to two weeks ago steers steady to 5.00 higher, heifers 3.00-8.00 higher. Slaughter cows steady to firm.

FEEDER STEERS:

Medium and Large 1

400-500 lbs. 351.00-397.50
 500-600 lbs. 322.50-344.00
 600-700 lbs. 295.00-323.00
 700-800 lbs. 268.50-286.50
 800-900 lbs. 255.75-267.00
 Load 911 lbs. 255.75

FEEDER HEIFERS:

Medium and Large 1

400-500 lbs. 308.50-350.00
 500-600 lbs. 305.00-308.00
 600-700 lbs. 275.00-282.00
 Load 752 lbs. 254.50

SLAUGHTER BULLS:
 Yield Grade 1-2 1585-2285 lbs 164.50-179.00, high dressing 185.00-193.00

SLAUGHTER COWS: Breaking and Boning, (70-85% lean) 132.00-152.00, high dressing 144.00-162.00. Lean (85-90%) 118.00-135.00

BRED COWS: Scarce

COW/CALF PAIRS: scarce

AFTERNOON NATIONAL SLAUGHTER CATTLE REVIEW

So far for Friday in the Texas Panhandle negotiated cash trading has been inactive on light demand. Not enough purchases for a market trend. The last reported market was on Thursday with live FOB purchases at 188.00. In Kansas and Nebraska negotiated cash trading has been slow with light to moderate demand. In Kansas, compared to the last reported market on Thursday, live FOB purchases traded steady to 7.00 higher from 188.00-195.00. In Nebraska, compared to the last reported market on Thursday, live FOB purchases traded steady at 196.00. Not enough dressed purchases for a market trend. Thursday was the last reported dressed delivered market at 310.00. In the Western Cornbelt negotiated cash trading and demand have been moderate. Compared to the last reported market on Thursday, live FOB purchases traded steady to 2.00 lower from 194.00-196.00. Not enough dressed purchases for a market trend. Thursday was the last reported dressed delivered market at 310.00.

Negotiated Cash Sales:					
Confirmed:	21,770	Week Ago:	27,366	Year Ago:	23,473
Week to date:	66,524	Week Ago:	52,135	Year Ago:	43,110

Live Basis	Steers	Heifers
Over 80% Choice	193.00-198.00 avg 195.09	187.00-196.00 avg 195.50
65-80% Choice	185.00-188.00 avg 187.23	187.00-196.00 avg 190.86
35-65% Choice	188.00-188.00 avg 188.00	-
0-35% Choice	-	-
Total All Grades	185.00-198.00 avg 194.47	187.00-196.00 avg 195.04
Dressed Basis		
Over 80% Choice	306.00-310.00 avg 308.73	308.00-310.00 avg 309.67
65-80% Choice	310.00-310.00 avg 310.00	-
35-65% Choice	-	-
0-35% Choice	-	-
Total All Grades	306.00-310.00 avg 309.05	308.00-310.00 avg 309.67

All Beef Type Steers/Heifers	Head	Avg Wt	Price Range	Wtd Avg
Live FOB	17,895	1431.4	185.00-198.00	194.66
Live Del	341	1404.0	195.00-197.50	196.54
Dressed Del	3,428	926.7	304.00-312.00	309.18
Dressed FOB	-	-	-	-

WEEKLY COMMODITY FUTURES TRENDS

Compared to last week, Live Cattle 4.47 to 7.10 lower, Lean Hogs 1.17 to 1.95 lower, Feeder Cattle 10.05 to 11.88 lower.

Daily Futures Closes

	Mon.	Tues.	Wed.	Thu.	Fri.
Cattle					
Aug	186.97	187.70	187.12	184.80	184.10
Oct	186.80	187.45	186.67	183.72	182.07
Dec	187.67	188.17	187.87	184.60	182.20
Feb	188.62	189.70	188.85	185.82	183.32
Apr	189.47	189.70	189.52	187.00	184.42
Lean Hogs					
Aug	91.45	91.20	92.27	93.15	92.20
Oct	74.82	74.77	75.92	77.02	76.57
Dec	67.85	67.62	68.72	69.32	69.15
Feb	71.85	71.70	72.45	72.92	72.37
Apr	77.42	77.05	77.65	77.90	77.05
Fdr Cat					
Aug	256.42	256.97	257.25	253.15	249.65
Sep	256.07	256.95	257.10	251.80	248.15
Oct	255.20	255.87	256.15	250.87	246.57
Nov	254.42	254.87	255.12	250.02	245.32
Jan	252.22	252.27	252.02	247.37	243.10
Milk					
Jul	19.83	19.83	19.79	—	—
Aug	20.50	20.71	20.53	20.40	20.30
Sep	21.53	21.71	21.25	21.01	20.45

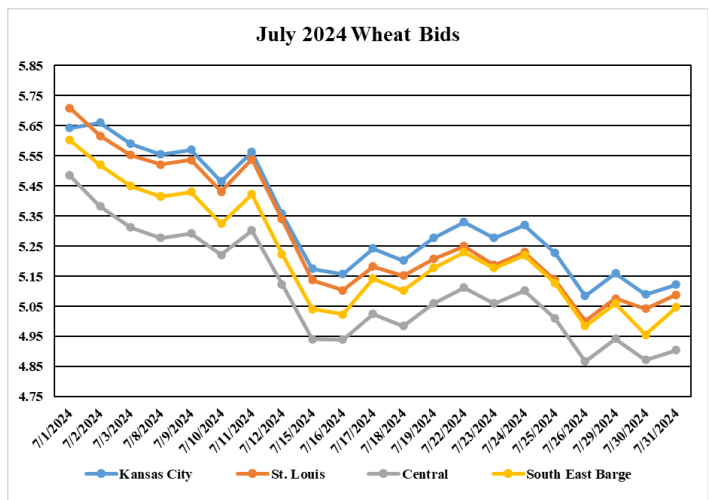
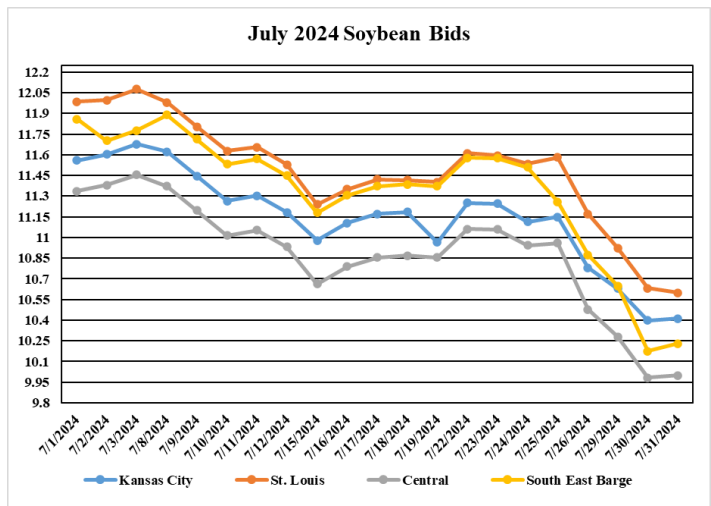
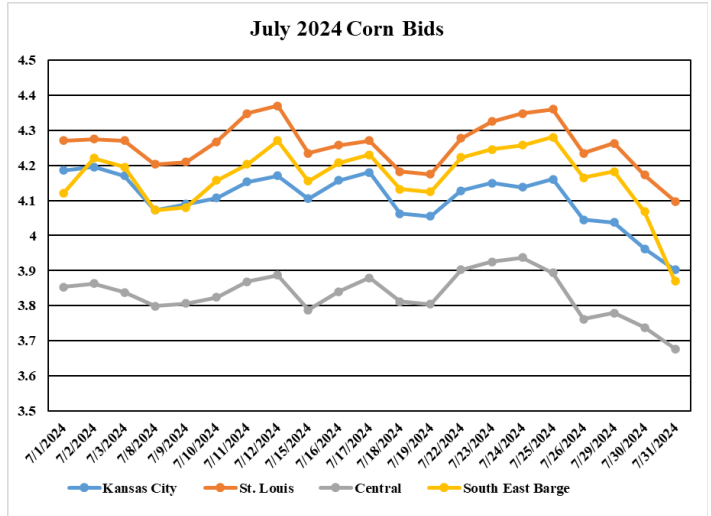
WEEKLY COMMODITY GRAIN FUTURES TRENDS

Compared to last week, Soybeans 0.17 to 0.49 lower, Wheat 0.11 to 0.15 higher, Corn 0.03 to 0.08 lower, KC Wheat 0.14 to 0.15 higher, Soybean Meal Aug 8.20 higher, others 0.50 to 1.00 lower.

Daily Grain Futures Closes

	Mon.	Tues.	Wed.	Thu.	Fri.
Soybeans					
Aug	1054 3/4	1027 1/4	1028 1/2	1022	1029 1/4
Sep	1030	1011	1014 1/2	1009	1018
Nov	1039 1/2	1021 1/4	1022 1/2	1016 1/2	1027 1/4
Jan	1055	1038	1039 1/2	1032 1/4	1044
Mar	1068 1/4	1052	1054 1/2	1046 3/4	1058 3/4
Wheat					
Sep	531	524	527 1/4	532	539
Dec	555 1/4	549	552	556 3/4	562 1/4
Mar	576 1/4	570 1/4	573 1/4	578 1/4	583 1/2
May	588	581 3/4	585 1/4	590 1/4	595 1/4
Jul	592 1/4	585 3/4	588 1/2	593 1/4	598
Corn					
Sep	396 1/4	388 3/4	382 3/4	382	386 1/2
Dec	412 1/2	405	399 3/4	398 1/2	403 1/4
Mar	427	420 1/4	415 3/4	415 1/4	420 3/4
May	437 1/4	431	427	426 1/4	432
Jul	444 1/2	438 1/4	434 3/4	433 3/4	439 1/4
KC Wheat					
Sep	553 1/2	550 1/4	549	554 1/2	559 3/4
Dec	569 1/4	566 1/4	565 3/4	570 3/4	576 1/4
Mar	582 3/4	580 1/4	580 1/2	585 1/4	590 3/4
May	590 1/2	587 1/2	588 1/4	593 1/2	599
Jul	588 3/4	585 1/2	586 1/4	591 1/2	597 3/4
SB Meal					
Aug	355.50	352.00	354.10	355.90	361.50
Sep	335.00	329.40	327.30	328.00	333.70
Oct	322.20	316.90	341.10	314.90	322.30
Dec	323.50	318.00	315.70	316.20	324.60
Jan	323.60	318.50	316.60	316.50	324.90

MONTHLY GRAIN CROP



*Axis value ranges may be updated to reflect data points.

MISSOURI GRAIN WEEKLY TRENDS

Compared to last week, Soybeans 0.21 to 0.55 lower, Wheat 0.16 to 0.26 higher, Corn 0.03 to 0.13 lower, Sorghum 0.07 to 0.08 lower.

Area	#1 Soybeans	#2 Soft Wheat	#2 Corn	#2 Grain Sorghum
Kansas City				
Friday**	10.73-10.83	5.08	3.94-4.14	4.04
Monday	10.57-10.74	5.16	3.96-4.11	4.06
Tuesday	10.27-10.56	5.09	3.89-4.04	3.99
Wednesday	10.28-10.57	5.12	3.82-3.97	3.92
Thursday	10.31-10.51	5.17	3.82-3.97	3.92
Friday	10.22-10.62	5.24	3.91-4.01	3.96
St. Louis				
Friday**	11.14-11.19	4.93-5.09	4.22-4.24	4.60
Monday	10.91-10.92	5.01-5.16	4.25-4.27	4.62
Tuesday	10.62-10.64	4.99-5.10	4.16-4.19	4.55
Wednesday	10.59-10.60	5.02-5.13	4.09	4.74
Thursday	10.51-10.52	5.12-5.18	4.08-4.09	4.73
Friday	10.62-10.64	5.19-5.25	4.11-4.13	4.52
Central				
Friday**	10.38-10.57	4.63-4.98	3.69-3.79	---
Monday	10.24-10.34	4.71-5.06	3.71-3.81	---
Tuesday	9.96-10.01	4.64-4.99	3.64-3.79	---
Wednesday	9.97-10.02	4.67-5.02	3.57-3.72	---
Thursday	9.91-10.01	5.07	3.57-3.72	---
Friday	10.02-10.12	5.14	3.61-3.76	---
S.E. MO				
Friday**	10.87	4.83-5.13	4.16	---
Monday	10.64	4.91-5.21	4.18	---
Tuesday	9.98-10.37	4.84-5.04	4.00-4.14	---
Wednesday	10.07-10.38	5.02-5.07	3.77-4.07	---
Thursday	10.30-10.32	5.12	3.76-4.07	---
Friday	10.39-10.41	4.99-5.19	3.83-4.11	---

(PRICES PER BUSHEL) *NEW CROP **PREVIOUS WEEK'S PRICES
*Bids calculated using Kansas City, St. Louis, and St. Joseph bids

**WHOLESALE FEEDSTUFFS PRICES
(DOLLARS PER TON-BULK BASIS)**

Area	Soybean Hulls Pellets	Soybean Meal 46.5-48%	Corn Gluten Pellets 21%	Wheat Middlings
Kansas City	n/a	391.50	175.00	103.33
St. Louis	n/a	n/a	170.00	102.00

MISSOURI CROP PROGRESS AND CONDITION

There were 6.4 days suitable for fieldwork in the week ending July 28, 2024. Statewide, the average temperature was 76.5 degrees, 1.0 degrees below normal. Precipitation averaged 0.32 inches, 0.64 inches below normal. Topsoil moisture supply was rated 1 percent very short, 10 percent short, 84 percent adequate, and 5 percent surplus. Subsoil moisture supply was rated 6 percent short, 92 percent adequate, and 2 percent surplus. Corn silking reached 93 percent, compared to the 5-year average of 86 percent. Corn dough reached 62 percent, compared to the 5-year average of 41 percent. Corn dented reached 3 percent, compared to the 5-year average of 1 percent. Corn condition was rated 4 percent very poor, 4 percent poor, 14 percent fair, 58 percent good, and 20 percent excellent. Soybeans blooming reached 67 percent, compared to the 5-year average of 59 percent. Soybeans setting pods reached 36 percent, compared to the 5-year average of 26 percent. Soybean condition was rated 3 percent very poor, 4 percent poor, 18 percent fair, 60 percent good, and 15 percent excellent. Cotton squaring reached 91 percent, compared to the 5-year average of 85 percent. Cotton setting bolls reached 46 percent, compared to the 5-year average of 44 percent. Cotton condition was rated 3 percent very poor, 8 percent poor, 29 percent fair, and 60 percent good. Rice headed reached 47 percent, compared to the 5-year average of 31 percent. Rice condition was rated 2 percent very poor, 7 percent poor, 15 percent fair, 75 percent good, and 1 percent excellent.

	Week Ending			
	7/28/24	7/21/24	7/28/23	5 yr avg.
Corn Dough	63	51	51	41
Corn Denting	3	0	1	1
Soybeans Blooming	67	57	76	59
Soybeans Setting Pods	36	26	41	26
Cotton Squaring	91	83	96	85
Cotton Setting Bolls	46	18	46	44
Rice Headed	47	23	50	31
Alfalfa hay 2nd cutting	91	80	92	89
Alfalfa hay 3rd cutting	30	12	28	20
Other hay cut	95	92	94	94

MISSOURI WEEKLY HAY SUMMARY

Excessive heat settled over the state this week to welcome in August. Counties along the western boarder and south of the Missouri River are highlighted on the latest drought monitor as abnormally dry. For the time being the rest of the state is still drought free although if this weather pattern persist that will quickly change. Ample moisture up to this point has many still out baling hay several on a second cutting of grass which is quite unusual prior to Fall. There is a lot of hay for sale around the state given the tremendous grass growth this year, movement however is very slow. Hay prices are weak, and demand is light. The Missouri Department of Agriculture has a hay directory at <https://apps.mda.mo.gov/haydirectory> or visit the University of Missouri Extension feed stuff finder at <https://feedstufffinder.org>

Alfalfa - Supreme 250.00-300.00, small square 8.00-12.00 per bale
 Alfalfa - Premium 200.00-250.00
 Alfalfa - Good 150.00-200.00, small square 5.00-10.00 per bale
 Alfalfa - Fair 125.00-150.00
 Mixed grass - Good/Premium 150.00-200.00
 Mixed grass-Fair/Good 100.00-150.00, small square 3.50-8.00 per bale
 Mixed grass - Fair 40.00-65.00 per large round bale
 Wheat straw - 4.00-7.00 per small square bale

Please Note: The above volumes (tonnage, acres, and bales) listed are for confirmed trades only, it does not include estimated volume (tonnage) for bids or offers to the trade. List your hay for sale at: [Hay Listing Online Form](#). Explanation of Hay Quality Guidelines: [Hay Quality Designation Guidelines](#). Glossary of Terms: [Livestock, Poultry, & Grain Hay Terms](#)

MISSOURI WEEKLY SHEEP/GOAT AUCTION SUMMARY

Receipts: 649 Week Ago: 2,490 Last Year: 856

SHEEP: Feeder Lambs: Small and Medium 1-2 35-75 lbs 202.50-255.00. Slaughter Lambs: Choice and Prime 1-3 wooled and shorn 115-140 lbs 180.00-190.00. Choice and Prime 1-3 hair 50-70 lbs 240.00-275.00; 70-80 lbs 220.00-250.00; 80-100 lbs 190.00-222.50; 100-110 lbs 180.00-185.00. Choice 1-3 hair 55-70 lbs 222.50-235.00. Hair Ewes Good 2-3 90-110 lbs 107.50-117.50. Hair Ewes Utility and Good 1-3 90-115 lbs 82.50-97.50. Hair Bucks 1-2 130-185 lbs 132.50-175.00. Replacement Ewes: Small and Medium 1-2 2-4 yrs 80-110 lbs exp 130.00-150.00; 4-6 yrs 100-115 lbs exp 125.00-132.50.

GOATS: Feeder Kids: Selection 1 25-45 lbs 285.00-320.00. Selection 2 25-50 lbs 227.50-285.00. Selection 3 25-35 lbs 130.00-140.00, pygmies 100.00-160.00. Slaughter Kids: Selection 1 50-75 lbs 295.00-345.00. Selection 2 50-75 lbs 255.00-295.00. Selection 3 pk 52 lbs 175.00. Nannies Selection 1-2 75-125 lbs 122.50-172.50 Bucks Selection 1-2 70-125 lbd 215.00-240.00. Wether kids Selection 1 pkg 65 lbs 310.00. Selection 2 75-80 lbs 270.00-280.00. Replacement Nannies Selection 1-2 1-2 yrs 70-90 lbs exp 195.00-250.00.

Explanatory Notes: Stage - Represents estimated lambing/kidding period (Open, Exp=exposed, Bred, Fall = Sep-Nov, Win = Dec-Feb, Spr = Mar-May, Sum=Jun-Aug; w/s = wooled and shorn; /hd= per head; /fam=per family
 All price CWT unless otherwise noted.

MISSOURI DROUGHT MONITOR

Date	None	D0	D1	D2	D3	D4
7/30/24	93.38	6.62	0.00	0.00	0.00	0.00
7/23/24	98.86	1.14	0.00	0.00	0.00	0.00
8/01/23	5.92	16.87	28.65	29.79	18.77	0.00

Reflects percentage of Missouri impacted by drought. D0 Abnormally Dry; D1 Moderate Drought; D2 Severe Drought; D3 Extreme Drought; D4 Exceptional Drought

NATIONAL DIRECT DELIVERED FEEDER PIG REPORT

08/02/24 Receipts: 137,422 Week ago: 109,423 Year Ago: 83,906
 Early weaned pigs and feeder pigs 2.00 higher.
 Cash 87,018 head 10.00-32.00, weighted average 24.84
 Formula 35,879 head 27.36-55.03, weighted average 35.34
 Feeder pigs 40 pounds basis:
 Cash 14,525 head 30.00-53.00, weighted average 46.41

NATIONAL DAILY DIRECT PRIOR DAY HOG REPORTS FOR 08/02/24

BARROWS AND GILTS (Carcass Basis): 1,292 head
 Base Carcass Price 77.00-87.00, weighted average 85.23

SOWS (Live Basis): 6,494 head
 300-500 lbs. 23.00-66.00
 Over 500 lbs. 43.91-68.00

MISSOURI WEEKLY DIRECT SLAUGHTER CATTLE REPORT 08/02/24

Weekly Receipts: 320 Week ago: 200 Year ago: 320
 Trading as of Friday morning trade flat dressed sales 2.00 higher and grid sales steady.

LIVE STEERS & HEIFERS: No sales reported
DRESSED STEERS & HEIFERS: 5 loads flat 310.00

GRADE AND WEIGHT (Grid): 3 loads 316.00

Click here for the current [National Crop Progress](#)
 Click here for the current [Missouri Crop Progress](#)
 The current hay directory can be found at: [Hay Directory](#).