

Weekly Market Summary

Published by:
Missouri Department of Agriculture
Ag Business Development Division
Market News Program



Chris Chinn, Director
 Jill Wood, Division Director
 Tony Hancock, Editor
<http://www.ams.usda.gov/marketnews.htm>
<http://www.ams.usda.gov/marketnews.htm>

Michael L. Parson, Governor

Volume XLIV, Number 32 ♦ P.O. Box 630, Jefferson City, MO 65102 ♦ (573) 751-4211 ♦ Mon, Aug 12, 2024

MISSOURI WEEKLY FEEDER CATTLE WEIGHTED AVERAGE REPORT

Feeder Cattle Receipts: 9,752 Week ago: 12,045 Year ago: 17,269
 Steers and Heifers Medium and Large 1—Weighted average weights and prices

STEERS: Medium and Large 1

337 lbs. 338.76 522 lbs. 308.40 723 lbs. 255.10
 390 lbs. 336.72 576 lbs. 302.15 772 lbs. 256.51
 422 lbs. 327.22 629 lbs. 285.22 838 lbs. 230.81
 480 lbs. 320.76 673 lbs. 279.39 884 lbs. 254.18

HEIFERS: Medium and Large 1

314 lbs. 318.37 523 lbs. 274.46 732 lbs. 249.60
 370 lbs. 312.48 574 lbs. 269.12 761 lbs. 238.91
 429 lbs. 297.58 627 lbs. 257.59
 477 lbs. 286.21 679 lbs. 249.02

MISSOURI STEER (HEIFER) STOCKER FORMULA 08/12/2024

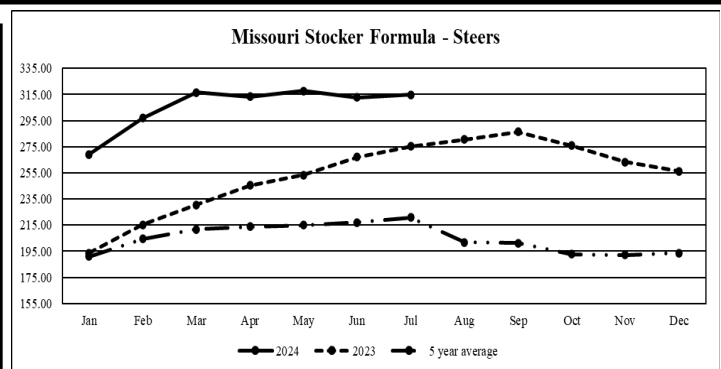
Monday's Missouri Stocker formula consists of **1888 (1775)** head with a weighted average weight of **555.45 (544.38)** lbs. and a price value of **291.68 (265.77)**, 20.07 lower (13.82 lower) than last week.

This a rolling seven day calculated weighted value which combines all Feeder Steers reported by MDA/USDA Market News Service weighing from 400-649 lbs. in the Medium and Large 1 and Medium and Large 1-2 frame and muscle classifications, including all comment cattle except Brahman X. Heifer values are in parentheses.

MISSOURI WEEKLY CATTLE AUCTION SUMMARY

Total Receipts: 11,721 Week Ago: 16,942 Year Ago: 21,045

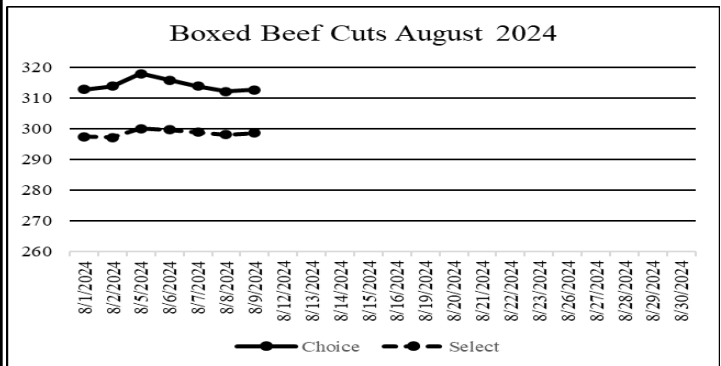
Compared to last week, a light test of feeder steers and heifers sold 10.00 to 15.00 lower. Early week saw a continuation of the extreme heat from the previous week and a massive financial sell off across nearly all sectors of trading. Although fundamentals still haven't really changed, they were no longer able to defy technical pressure. Feeder futures have lost nearly 20.00 over the last two weeks. The Missouri Stocker Formula has fallen to levels not seen since early February. Feeder prices over the summer months have really been trending mostly steady at or near all time records so even with the sharp losses over the last couple of week prices levels are still historically high. Mid-week saw a big drop in temperatures for the kickoff of the MO State Fair. Unlike most years there wasn't many young livestock exhibitors found playing at the wash racks; enjoying the chance to cool off as much as their livestock. Hoodies and jackets were common attire in the early and late hours of the day. Rains in some areas as this week has started are quite welcome as last week's drought monitor showed quite an increase in areas drying out from the last couple of weeks. Although pasture conditions are still vastly better than the last couple of years several producers have mentioned grass growth has slowed and some pastures have begun to burn. Although receipts were very light this week and price levels were lower there were still a few impressive sales. Green City Livestock Market sold 3 loads of heavy eight weight steers from 256.50-259.25. Mo-Kan Livestock Market sold a load of 630 lb. steers for 290.50 as well as two loads of 576 lb. heifers for 274.35. Windsor Livestock Auction sold a load of 740 lb. heifers at 254.50. Boxed beef cutouts were mixed for the week, choice closed on Friday at 312.71, down 1.06 and select closed at 298.59, up 1.42 compared to last week. Negotiated feedlot sales as of the Friday afternoon report totaled 71K head. Live sales were reported mostly at 186.00 in the south and 190.00-193.00 in the north, dressed sales reported mostly at 305.00. The Missouri Stocker formula consists of 1888 head with a weighted average weight of 555.54 lbs. and a price value of 291.68, 20.07 lower than a week ago. The steer/heifer spread is 25.91.



*Graph is updated the first Monday of each month. Axis value ranges may be updated to reflect data points.

NATIONAL BOXED BEEF CUTOUT/BOXED BEEF CUTS

<u>DATE</u>	<u>CHOICE</u>	<u>SELECT</u>	<u>TOTAL LOADS</u>
8/5	317.94	300.06	93
8/6	315.81	299.62	181
8/7	313.85	298.83	128
8/8	312.12	298.03	124
8/9	312.71	298.59	108
5 Day Simple Average	314.49	299.03	



*Axis value ranges may be updated to reflect data points.

WEEKLY LIVESTOCK SLAUGHTER 08/10/24

	<u>CATTLE</u>	<u>HOGS</u>	<u>SHEEP</u>
Week to Date:	591,000	2,372,000	37,000
Last Week:	593,000	2,455,000	37,000
Last Year:	602,975	2,368,000	32,423

The Weekly Market Summary, as well as historical summaries, are available on our website <https://agmarketnews.mo.gov/summaries>
 Market News Hotline: 1-573-522-9244

SOUTHWEST MISSOURI WEEKLY SUMMARY

(Joplin and Springfield)

Receipts: 6,925 Week ago: 7,535 Year Ago: 6,878
Compared to last week, feeders 4.00 to 20.00 lower. Slaughter cows steady to 3.00 higher, bulls mixed 4.00 lower to 2.00 higher.

FEEDER STEERS:
Medium and Large 1

400-500 lbs. 310.00-335.00
500-600 lbs. 292.00-320.00
600-700 lbs. 272.00-296.00
700-800 lbs. 250.00-263.00

FEEDER HEIFERS:
Medium and Large 1

400-500 lbs. 270.00-300.00
500-600 lbs. 260.00-295.00
600-700 lbs. 242.00-267.00
700-800 lbs. 237.00-244.00

FEEDER HOLSTEIN STEERS
Large 3

Scarce Scarce

SLAUGHTER COWS: Breaking and Boning (70-85% lean) 133.00-148.50; high dressing 144.00-163.00; low dressing 117.50-137.50. Lean (85-90%) 119.00-135.00

SLAUGHTER BULLS: Yield Grade 1-2 1235-2130 lbs. 160.00-179.00; high dressing 180.00-200.00; low dressing 143.00-160.00

BRED COWS: Medium and Large 1 2-8 yrs 920-1430 lbs 2nd to 3rd stage 2075.00-2675.00, 1st stage 1975.00-2175.00 per head. Medium and Large 1-2 2-8 yrs 885-1320 lbs 1st to 3rd stage 1475.00-2100.00 per head.

COW & CALF PAIRS: Scarce

BRED HEIFERS: Medium and Large 1 1 1/2-4 yrs 995-1548 lbs 1st to 3rd stage 2125.00-2875.00 per head.

SOUTH CENTRAL MISSOURI WEEKLY SUMMARY

(West Plains, Phillipsburg)

Receipts: 1,666 Week ago: 2,189 Year Ago: 3,644
Compared to last week a light offering of feeders sold 5.00 to 10.00 lower. Slaughter cows and bulls steady to 2.00 higher.

FEEDER STEERS:
Medium and Large 1

300-400 lbs. 330.00-345.00
400-500 lbs. 307.50-340.00
500-600 lbs. 303.00-320.00
600-700 lbs. 274.00-292.00

FEEDER HEIFERS:
Medium and Large 1

300-400 lbs. 299.00-330.00
400-500 lbs. 281.00-292.50
500-600 lbs. 261.00-281.00
600-650 lbs. 244.00-257.00

FEEDER HOLSTEIN STEERS:
Large 3

Scarce

SLAUGHTER COWS: Breaking and Boning (70-85% lean) 133.00-147.00, high dressing 144.00-155.00; low dressing 120.00-135.00. Lean (85-90%) 118.00-134.00

SLAUGHTER BULLS: Yield Grade 1-2 1300-2265 lbs. 158.00-175.00; high dressing 176.00-189.00; low dressing 145.00-156.00

BRED COWS: Medium and Large 1 2-8 yrs 1236-1770 lbs 2nd to 3rd stage 2225.00-2560.00 per head. Medium and Large 1-2 2-8 yrs 1095-1500 lbs 2nd and 3rd stage 1625.00-2550.00.

COW & CALF PAIRS: Medium and Large 1-2 2-8 yrs 1050-1425 lbs baby to 300 lb calves 2150.00-2675.00, ind pair 2810.00 per pair.

WEST CENTRAL MISSOURI WEEKLY SUMMARY

(Kingsville, Windsor, Butler)

Receipts: 3,252 Week ago: 1,634 Year ago: 3,939
Compared to last week, feeders sold 4.00 to 10.00 lower, slaughter cows sold steady to 6.00 lower.

FEEDER STEERS:
Medium and Large 1

400-500 lbs. 311.00-364.00
500-600 lbs. 289.00-327.00
600-700 lbs. 263.00-303.00
700-800 lbs. 259.50-279.00
800-900 lbs. 243.50-248.50

FEEDER HEIFERS:
Medium and Large 1

400-500 lbs. 289.00-322.00
500-600 lbs. 261.00-283.00
600-700 lbs. 253.50-269.50
700-800 lbs. 243.50-254.50

SLAUGHTER BULLS: Yield Grade 1-2 1440-2265 lbs 164.00-192.00; high dressing 190.00-210.00

SLAUGHTER COWS: Breaking and Boning (70-85% lean) 134.00-152.00, high dressing 144.00-156.00. Lean (85-90%) 111.00-135.00

BRED COWS: Scarce

COW & CALF PAIRS: Medium and Large 1-2 2-4 yrs 985-1100 lbs 150-300 lbs calves 2700.00-3385.00 per pair.

NORTHEAST MISSOURI WEEKLY SUMMARY

(Bowling Green, Kingdom City, Palmyra)

Receipts: 1,328 Week ago: 2,544 Year ago: 3,014
Compared to last week, early sales were light late week sales were 10.00 -15.00 lower. Slaughter cows sold steady to firm.

FEEDER STEERS:
Medium and Large 1

500-600 lbs. 300.00-333.00
600-700 lbs. 253.50-293.00
700-800 lbs. 253.50-265.50
Load 888 lbs. 247.50

FEEDER HEIFERS:
Medium and Large 1

400-500 lbs. 313.00-331.00
500-600 lbs. 267.00-286.00
600-700 lbs. 245.00-248.00

SLAUGHTER BULLS: Yield Grade 1-2 1155-2205 lbs 160.00-175.00; high dressing 173.00-184.00; low dressing 152.00-158.00

SLAUGHTER COWS: Breaking and Boning, (70-85% lean) 132.00-147.00; high dressing 145.00-159.00; low dressing 126.00-131.00. Lean (85-90%) 120.00-130.00

SLAUGHTER STEERS: Choice 2 -3 192.00-193.50

SLAUGHTER HEIFERS: Choice 2-3 190.00-194.50

BRED COWS: Scarce

BRED HEIFERS: Scarce

NORTH CENTRAL MISSOURI WEEKLY SUMMARY

(Macon, Unionville, Green City, New Cambria)

Receipts: 1,049 Week ago: 725 Year ago: 2,447
A light supply of feeders sold with lower undertones.
*Some sale barns on a bi-weekly schedule and may not have a sale each week.

FEEDER STEERS:
Medium and Large 1

500-600 lbs. 291.00-315.00
600-700 lbs. 272.00-301.00
700-800 lbs. 253.25-273.00
850-900 lbs. 256.50-259.25

FEEDER HEIFERS:
Medium and Large 1

500-600 lbs. 290.00-294.50
600-700 lbs. 250.00-278.00
700-800 lbs. 246.00-249.00

SLAUGHTER BULLS: Yield Grade 1-2 1415-2215 lbs. 154.00-184.00; high dressing 169.00-192.00

SLAUGHTER COWS: Breaking and Boning (70-85% lean) 123.00-154.00, high dressing 139.00-158.00. Lean (85-90%) 115.00-123.00

BRED COWS: Scarce

BRED HEIFER: Scarce

SOUTHEAST MISSOURI WEEKLY SUMMARY

(Jackson and Farmington)

Receipts: 1,083 Week ago: 624 Year ago: 1,249
Compared to last week, feeders sold 5.00 to 16.00 lower. Slaughter cows and bulls steady to 2.00 higher.

FEEDER STEERS:
Medium and Large 1

300-400 lbs.	312.50-365.00
400-500 lbs.	300.00-337.00
500-600 lbs.	250.00-300.00
600-700 lbs.	240.00-280.00
700-800 lbs.	224.00-250.00
800-900 lbs.	225.00-230.00

FEEDER HEIFERS:
Medium and Large 1

300-400 lbs.	270.00-307.00
400-500 lbs.	260.00-300.00
500-600 lbs.	240.00-277.00
600-700 lbs.	220.00-259.00
700-800 lbs.	209.00-225.00

SLAUGHTER BULLS: Yield Grade 1-2 1090-2175 lbs 130.00-155.00, high dressing 154.00-179.00

SLAUGHTER COWS: Breaking and Boning (75-85% lean) 116.00-126.00; high dressing 128.00-147.00. Lean (85-90% lean) 75.00-111.00

BRED COWS: Medium and Large 2 2-8 yrs 1020-1450 lbs 1st to 3rd stage 1500.00-2100.00 per head

COW & CALF PAIRS: Scarce

EAST CENTRAL MISSOURI WEEKLY SUMMARY

(Cuba, Vienna)

Receipts: 282 Week ago: 246 Year ago: 1,004
Not enough feeders to establish a trend undertones were lower.

FEEDER STEERS:
Medium and Large 1

400-500 lbs.	307.50-319.00
600-700 lbs.	255.00-285.00
700-800 lbs.	240.00-250.00

FEEDER HEIFERS:
Medium and Large 1

400-500 lbs.	Scarce
500-600 lbs.	
600-700 lbs.	
700-800 lbs.	

SLAUGHTER BULLS: Yield Grade 1-2 1890 lbs ind high dressing 188.00

SLAUGHTER COWS: Breaking and Boning, (70-85% lean) 139.00-150.00; high dressing 150.00-156.00. Lean (85-90%) low dressing 101.00-119.00

BRED COWS: Scarce

COW & CALF PAIRS: Scarce

NORTHWEST MISSOURI WEEKLY SUMMARY

(Tina) (w/e 8/2)

Receipts: 2,055 Two Weeks Ago: 862 Year Ago: 1,961
Compared to two weeks ago steers steady to 5.00 higher, heifers 3.00-8.00 higher. Slaughter cows steady to firm.

FEEDER STEERS:
Medium and Large 1

400-500 lbs.	351.00-397.50	400-500 lbs.	308.50-350.00
500-600 lbs.	322.50-344.00	500-600 lbs.	305.00-308.00
600-700 lbs.	295.00-323.00	600-700 lbs.	275.00-282.00
700-800 lbs.	268.50-286.50	Load 752 lbs.	254.50
800-900 lbs.	255.75-267.00		
Load 911 lbs.	255.75		

FEEDER HEIFERS:
Medium and Large 1

SLAUGHTER BULLS: Yield Grade 1-2 1585-2285 lbs 164.50-179.00, high dressing 185.00-193.00

SLAUGHTER COWS: Breaking and Boning, (70-85% lean) 132.00-152.00, high dressing 144.00-162.00. Lean (85-90%) 118.00-135.00

BRED COWS: Scarce

COW/CALF PAIRS: scarce

AFTERNOON NATIONAL SLAUGHTER CATTLE REVIEW

Thus far for Friday in all trading regions negotiated cash trade has been mostly inactive on light demand. The most recent market in the Texas Panhandle was Thursday at 186.00. On Wednesday in Kansas live FOB purchases traded mostly from 186.00-193.00 with live delivered purchases ranging mostly from 190.00-190.50. In Nebraska the most recent live FOB market was Thursday at 193.00, while the most recent dressed delivered market was Wednesday at 305.00. The most recent market in the Western Cornbelt was Thursday with live FOB purchases traded from 190.00-193.00. The most recent dressed delivered market was Wednesday at 305.00.

Negotiated Cash Sales:					
Confirmed:	2,435	Week Ago:	21,770	Year Ago:	18,423
Week to date:	71,085	Week Ago:	66,524	Year Ago:	43,796

Live Basis	Steers	Heifers
Over 80% Choice	188.00-193.00 avg 188.57	188.00-188.00 avg 188.00
65-80% Choice	186.50-186.50 avg 186.50	185.00-185.00 avg 185.00
35-65% Choice	-	-
0-35% Choice	-	-
Total All Grades	186.50-193.00 avg 187.49	185.00-188.00 avg 186.28
Dressed Basis		
Over 80% Choice	300.00-302.00 avg 300.77	-
65-80% Choice	-	-
35-65% Choice	-	-
0-35% Choice	-	-
Total All Grades	300.00-302.00 avg 300.77	-

All Beef Type Steers/Heifers	Head	Avg Wt	Price Range	Wtd Avg
Live FOB	1,880	1373.2	185.00-193.00	188.93
Live Del	256	1385.6	191.00-197.00	192.82
Dressed Del	137	956.1	300.00-315.00	304.20
Dressed FOB	-	-	-	-

WEEKLY COMMODITY FUTURES TRENDS

Compared to last week, Live Cattle Aug 0.15 higher, others 0.92 to 3.85 lower, Lean Hogs 2.18 to 2.85 lower, Feeder Cattle 3.15 to 7.20 lower.

Daily Futures Closes

	Mon.	Tues.	Wed.	Thu.	Fri.
Cattle					
Aug	181.55	181.97	182.27	182.05	184.25
Oct	179.00	179.05	179.27	178.02	181.15
Dec	178.25	178.05	178.12	176.72	179.60
Feb	179.10	178.72	178.87	177.62	180.05
Apr	180.15	179.85	179.97	178.67	180.57
Lean Hogs					
Aug	91.15	91.27	90.60	90.02	89.80
Oct	75.72	76.40	74.57	73.62	73.97
Dec	68.60	68.95	67.07	65.87	66.30
Feb	72.12	72.70	71.25	69.70	69.87
Apr	76.85	77.37	76.27	74.70	74.87
Fdr Cat					
Aug	244.00	243.00	242.62	242.37	246.50
Sep	241.25	240.57	238.90	237.42	241.60
Oct	239.22	239.02	238.12	236.00	239.77
Nov	237.92	237.92	237.17	234.97	238.40
Jan	235.37	235.35	234.62	232.35	235.90
Milk					
Aug	20.16	20.28	20.45	20.41	20.48
Sep	19.72	20.24	20.80	20.58	20.68
Oct	20.26	20.82	21.16	21.08	21.16

WEEKLY COMMODITY GRAIN FUTURES TRENDS

Compared to last week, Soybeans Aug 0.01 lower, others 0.24 to 0.29 lower, Wheat unch to 0.04 higher, Corn 0.07 to 0.10 lower, KC Wheat 0.03 to 0.08 lower, Soybean Meal 13.20 to 35.20 lower.

Daily Grain Futures Closes

	Mon.	Tues.	Wed.	Thu.	Fri.
Soybeans					
Aug	1044 1/4	1028 1/2	1020 1/4	1009 3/4	1028
Sep	1031 1/2	1014	1005 1/4	993 1/2	988 3/4
Nov	1040 3/4	1026 3/4	1018 3/4	1008 1/4	1002 1/2
Jan	1057	1043 1/4	1034 3/4	1025	1019 1/4
Mar	1071	1057 1/4	1048 3/4	1040	1034
Wheat					
Sep	539 1/2	543 1/4	538 1/4	537 1/2	542 1/2
Dec	563 1/4	566 1/2	562	561 1/2	565 3/4
Mar	584 3/4	587 1/4	582 1/4	580 1/2	584 1/4
May	597	599 1/2	594 3/4	593	596 1/4
Jul	601 1/2	604 1/4	600 1/2	599	602 1/4
Corn					
Sep	390 3/4	388 3/4	383 1/4	379 1/4	376 3/4
Dec	407	405 1/4	400 3/4	397	395
Mar	424 1/4	422 1/4	418	414 1/2	412 1/2
May	435 1/2	433 1/4	429 1/4	426	424
Jul	442 1/2	440 1/2	436 3/4	434 1/4	431 3/4
KC Wheat					
Sep	560 1/4	561 1/2	555 1/2	551 1/2	554
Dec	576 3/4	578 1/4	572 1/4	568 3/4	570 1/2
Mar	591	593 1/4	587	582 1/4	583
May	599 1/2	602	596	590 1/2	591 1/4
Jul	599 3/4	604	600	594 1/2	594 1/2
SB Meal					
Aug	360.70	347.70	340.80	335.30	326.30
Sep	338.70	330.60	323.60	319.50	311.70
Oct	329.80	323.50	315.80	313.40	307.70
Dec	331.80	326.60	318.30	316.10	310.40
Jan	332.40	327.70	319.50	317.30	311.70

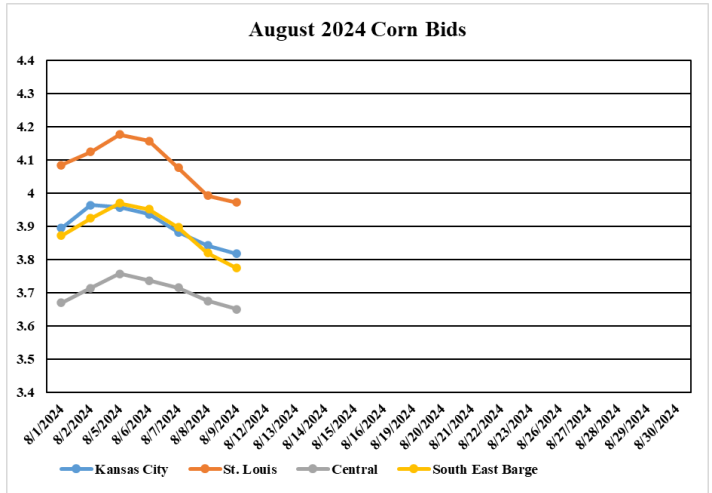
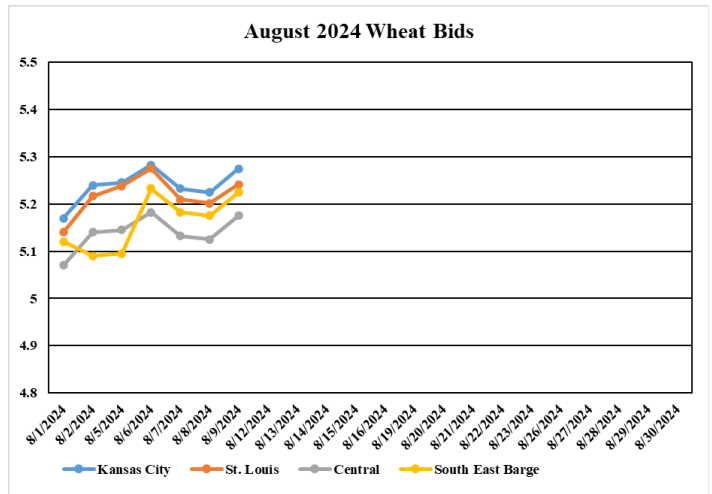
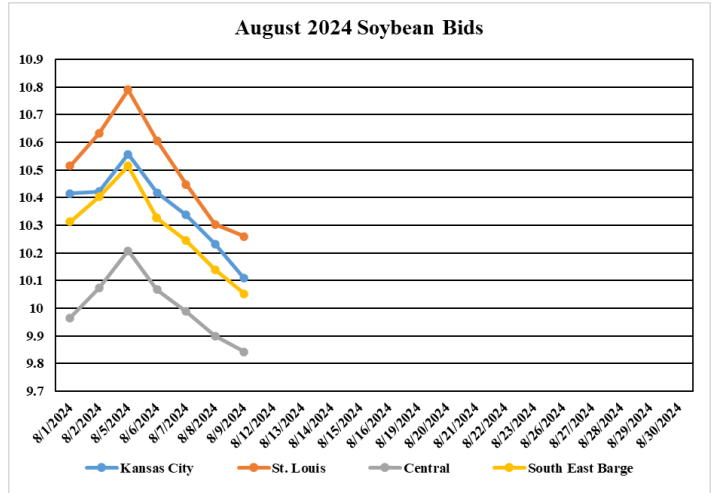
MISSOURI GRAIN WEEKLY TRENDS

Compared to last week, Soybeans 0.25 to 0.55 lower, Wheat unch to 0.03 higher, Corn 0.10 to 0.20 lower, Sorghum 0.08 to 0.10 lower.

Area	#1 Soybeans	#2 Soft Wheat	#2 Corn	#2 Grain Sorghum
Kansas City				
Friday**	10.22-10.62	5.24	3.91-4.01	3.96
Monday	10.35-10.75	5.24	3.85-4.07	4.00
Tuesday	10.21-10.61	5.28	3.83-4.03	3.98
Wednesday	10.13-10.53	5.23	3.78-3.98	3.93
Thursday	10.03-10.43	5.22	3.74-3.94	3.89
Friday	9.97-10.27	5.27	3.71-3.91	3.86
St. Louis				
Friday**	10.62-10.64	5.19-5.25	4.11-4.13	4.52
Monday	10.77-10.80	5.21-5.25	4.16-4.18	4.57
Tuesday	10.56-10.64	5.25-5.29	4.15	4.55
Wednesday	10.43-10.45	5.15-5.24	4.07-4.08	4.50
Thursday	10.28-10.32	5.14-5.23	3.99	4.47
Friday	10.24-10.27	5.19-5.28	3.96-3.97	4.45
Central				
Friday**	10.02-10.12	5.14	3.61-3.76	---
Monday	10.15-10.25	5.14	3.65-3.80	---
Tuesday	10.01-10.11	5.18	3.63-3.78	---
Wednesday	9.93-10.03	5.13	3.68-3.73	---
Thursday	9.83-9.93	5.12	3.64-3.69	---
Friday	9.77-9.87	5.17	3.61-3.66	---
S.E. MO				
Friday**	10.39-10.41	4.99-5.19	3.83-4.11	---
Monday	10.48-10.54	4.99-5.19	3.88-4.15	---
Tuesday	10.26-10.38	5.23	3.87-4.13	---
Wednesday	10.18-10.30	5.18	3.82-4.08	---
Thursday	10.08-10.19	5.17	3.74-3.94	---
Friday	10.02-10.08	5.22	3.69-3.86	---

(PRICES PER BUSHEL) *NEW CROP **PREVIOUS WEEK'S PRICES
*Bids calculated using Kansas City, St. Louis, and St. Joseph bids

MONTHLY GRAIN CROP



*Axis value ranges may be updated to reflect data points.

WHOLESALE FEEDSTUFFS PRICES (DOLLARS PER TON-BULK BASIS)

Area	Soybean Hulls Pellets	Soybean Meal 46.5-48%	Corn Gluten Pellets 21%	Wheat Middlings
Kansas City	160.00	349.20	175.00	103.33
St. Louis	n/z	n/a	170.00	93.67

MISSOURI CROP PROGRESS AND CONDITION

There were 6.2 days suitable for fieldwork in the week ending August 4, 2024. Statewide, the average temperature was 81.2 degrees, 4.9 degrees above normal. Precipitation averaged 0.47 inches, 0.25 inches below normal. Topsoil moisture supply was rated 1 percent very short, 18 percent short, 77 percent adequate, and 4 percent surplus. Subsoil moisture supply was rated 10 percent short, 88 percent adequate, and 2 percent surplus. Corn silking reached 96 percent, compared to the 5-year average of 93 percent. Corn dough reached 76 percent, compared to the 5-year average of 57 percent. Corn dented reached 22 percent, compared to the 5-year average of 4 percent. Corn condition was rated 4 percent very poor, 5 percent poor, 14 percent fair, 57 percent good, and 20 percent excellent. Soybeans blooming reached 78 percent, compared to the 5-year average of 70 percent. Soybeans setting pods reached 52 percent, compared to the 5-year average of 38 percent. Soybean condition was rated 3 percent very poor, 5 percent poor, 18 percent fair, 61 percent good, and 13 percent excellent. Cotton squaring reached 93 percent, compared to the 5-year average of 89 percent. Cotton setting bolls reached 56 percent, compared to the 5-year average of 60 percent. Cotton condition was rated 3 percent very poor, 8 percent poor, 28 percent fair, and 61 percent good. Rice headed reached 64 percent, compared to the 5-year average of 47 percent. Rice condition was rated 2 percent very poor, 7 percent poor, 15 percent fair, 74 percent good, and 2 percent excellent.

	Week Ending			5 yr avg.
	8/4/24	7/28/24	8/4/23	
Corn Dough	76	62	66	57
Corn Dented	22	3	4	4
Soybeans Blooming	78	67	84	70
Soybeans Setting Pods	52	36	56	38
Cotton Squaring	93	91	98	89
Cotton Setting Bolls	56	46	71	60
Rice Headed	64	47	65	47
Alfalfa hay 2nd cutting	96	91	94	93
Alfalfa hay 3rd cutting	46	30	34	33

MISSOURI WEEKLY HAY SUMMARY

Hay movement continues to be slow as supplies especially of grass hay is heavy. Still several guys out baling hay around the state. Although the state is now seeing much cooler temperatures the last couple weeks of extreme heat has taken a toll with near 37 percent of the state (the entire western third) listed as abnormally dry on the latest drought monitor. Hay prices are weak to lower on grass hay, mostly steady on alfalfa. The supply of hay is moderate to heavy and demand is light. The Missouri Department of Agriculture has a hay directory at <https://apps.mda.mo.gov/haydirectory> or visit the University of Missouri Extension feed stuff finder at <https://feedstufffinder.org>

Alfalfa - Supreme 250.00-300.00, small square 8.00-12.00 per bale
 Alfalfa - Premium 200.00-250.00
 Alfalfa - Good 150.00-200.00, small square 5.00-10.00 per bale
 Alfalfa - Fair 125.00-150.00
 Mixed grass - Good/Premium 150.00-200.00
 Mixed grass-Fair/Good 100.00-150.00, small square 3.50-8.00 per bale
 Mixed grass - Fair 40.00-65.00 per large round bale
 Wheat straw - 4.00-7.00 per small square bale

Please Note: The above volumes (tonnage, acres, and bales) listed are for confirmed trades only, it does not include estimated volume (tonnage) for bids or offers to the trade. List your hay for sale at: [Hay Listing Online Form](#). Explanation of Hay Quality Guidelines: [Hay Quality Designation Guidelines](#). Glossary of Terms: [Livestock, Poultry, & Grain Hay Terms](#)

MISSOURI WEEKLY SHEEP/GOAT AUCTION SUMMARY

Receipts: 690 Week Ago: 649 Last Year: 620

SHEEP: Feeder Lambs: Small and Medium 1 hair pkg 35 lbs fancy 300.00. Small and Medium 1-2 hair 29-47 lbs 235.00-255.00. Slaughter Lambs: Choice and Prime 1-3 hair 55-60 lbs 245.00-270.00; 65-80 lbs 205.00-215.00. Choice 1-2 hair 59-82 lbs 175.00-215.00. Ewes Utility and Good 1-2 90-125 lbs 82.00-92.50. Utility 1-2 pkg 106 lbs 80.00. Cull and Utility 1 pkg 98 lbs 72.50. Replacement Ewes: Medium 1-2 hair 4-6 yrs 112 lbs exp 180.00 per cwt. 2-4 yrs 68-85 lbs exp 155.00-175.00 per head.

GOATS: Feeder Kids: Selection 1-2 25-40 lbs 240.00-270.00. Selection 3 pkg 28 lbs 195.00. Slaughter Kids: Selection 1-2 pkg 45 lbs 305.00; 50-60 lbs 275.00-290.00; 60-80 lbs 265.00-285.00; 94-125 lbs 245.00-250.00. Selection 2 45-70 lbs 215.00-237.00. Selection 3 45-65 lbs 180.00-195.00. Nannies Selection 1-2 80-95 lbs 115.00-120.00; 120-150 lbs 102.00-112.50. Wether Kids Selection 1-2 pkg 85 lbs 245.00.

Explanatory Notes: Stage - Represents estimated lambing/kidding period (Open, Exp=exposed, Bred, Fall = Sep-Nov, Win = Dec-Feb, Spr = Mar-May, Sum=Jun-Aug; w/s = woolled and shorn; /hd= per head; /fam=per family
 All price CWT unless otherwise noted.

MISSOURI DROUGHT MONITOR

Date	None	D0	D1	D2	D3	D4
8/6/24	63.51	36.49	0.00	0.00	0.00	0.00
7/30/24	93.38	6.62	0.00	0.00	0.00	0.00
8/8/23	8.91	25.58	29.61	24.13	8.77	0.00

Reflects percentage of Missouri impacted by drought. D0 Abnormally Dry; D1 Moderate Drought; D2 Severe Drought; D3 Extreme Drought; D4 Exceptional Drought

NATIONAL DIRECT DELIVERED FEEDER PIG REPORT

08/09/24 Receipts: 148,139 Week ago: 137,422 Year Ago: 93,020
 Early weaned pigs and feeder pigs 2.00 higher.
 Cash 91,409 head 17.00-35.00, weighted average 26.88
 Formula 42,980 head 25.84-55.08, weighted average 35.94
 Feeder pigs 40 pounds basis:
 Cash 13,750 head 38.00-55.00, weighted average 48.54

NATIONAL DAILY DIRECT PRIOR DAY HOG REPORTS FOR 08/09/24

BARROWS AND GILTS (Carcass Basis): 3,228 head
 Base Carcass Price 80.00-86.50, weighted average 84.73
SOWS (Live Basis): 7,085 head
 300-500 lbs. 25.00-84.00
 Over 500 lbs. 44.00-84.00

MISSOURI WEEKLY DIRECT SLAUGHTER CATTLE REPORT 08/09/24

Weekly Receipts: 320 Week ago: 320 Year ago: 360
 Trading as of Friday morning trade flat dressed sales 5.00-8.00 lower and grid sales inactive.

LIVE STEERS & HEIFERS: No sales reported
DRESSED STEERS & HEIFERS: 5 loads flat Wed 305.00
 3 loads flat Thur 302.00-303.00

GRADE AND WEIGHT (Grid): No Reported Sales

Click here for the current [National Crop Progress](#)
 Click here for the current [Missouri Crop Progress](#)
 The current hay directory can be found at: [Hay Directory](#).