

Weekly Market Summary

Published by:
Missouri Department of Agriculture
Ag Business Development Division
Market News Program



Chris Chinn, Director
 Jill Wood, Division Director
 Tony Hancock, Editor
<http://www.ams.usda.gov/marketnews.htm>
[agmarketnews.mo.gov](http://www.ams.usda.gov/marketnews.htm)

Michael L. Parson, Governor

Volume XLIV, Number 33 ♦ P.O. Box 630, Jefferson City, MO 65102 ♦ (573) 751-4211 ♦ Mon, Aug 19, 2024

MISSOURI WEEKLY FEEDER CATTLE WEIGHTED AVERAGE REPORT

Feeder Cattle Receipts: 18,848 Week ago: 9,752 Year ago: 16,623
 Steers and Heifers Medium and Large 1—Weighted average weights and prices

STEERS: Medium and Large 1

327 lbs. 362.10 523 lbs. 311.71 720 lbs. 265.46 909 lbs. 232.50
 372 lbs. 349.70 573 lbs. 304.71 767 lbs. 252.52 963 lbs. 226.00
 421 lbs. 336.84 626 lbs. 287.56 830 lbs. 239.87
 476 lbs. 324.82 679 lbs. 280.25 872 lbs. 240.68

HEIFERS: Medium and Large 1

325 lbs. 327.30 525 lbs. 281.55 728 lbs. 243.20
 373 lbs. 320.15 574 lbs. 274.65 754 lbs. 241.66
 426 lbs. 303.57 626 lbs. 260.95 827 lbs. 226.28
 475 lbs. 294.30 676 lbs. 258.18

MISSOURI STEER (HEIFER) STOCKER FORMULA 08/19/2024

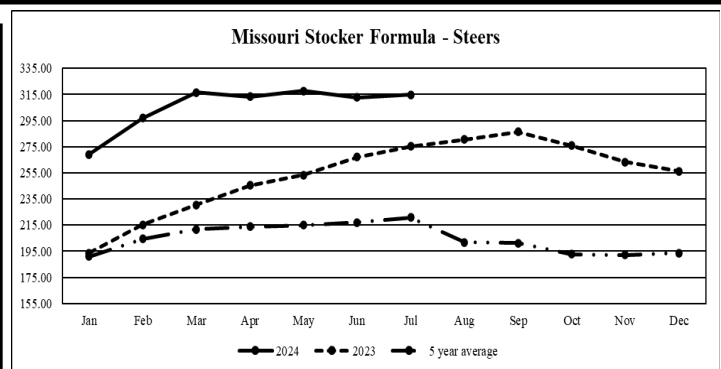
Monday's Missouri Stocker formula consists of **2542 (3405)** head with a weighted average weight of **549.12 (551.09)** lbs. and a price value of **297.97 (268.31)**, 6.29 higher (2.54 higher) than last week.

This a rolling seven day calculated weighted value which combines all Feeder Steers reported by MDA/USDA Market News Service weighing from 400-649 lbs. in the Medium and Large 1 and Medium and Large 1-2 frame and muscle classifications, including all comment cattle except Brahman X. Heifer values are in parentheses.

MISSOURI WEEKLY CATTLE AUCTION SUMMARY

Total Receipts: 19,591 Week Ago: 11,721 Year Ago: 21,078

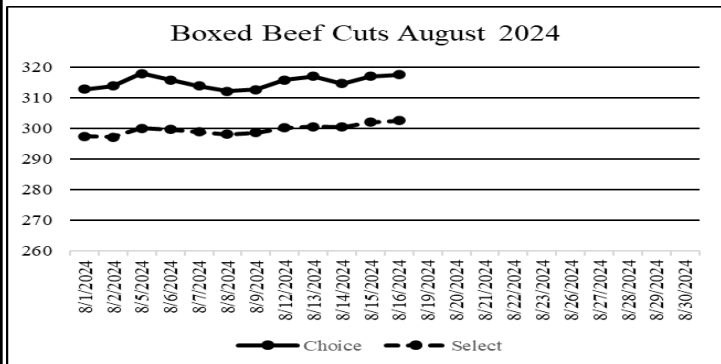
Compared to last week, feeder steers and heifers sold mostly 5.00 to 10.00 higher. Markets gained back some of last weeks sharp losses although still off from the records or near records just a few weeks ago. The supply of feeders was moderate as auction movement picked up a bit over the previous week as the extreme heat wave left and made for pleasant August temperatures. Mid-week rains were also welcomed, as some areas were seeing results from heat stress, although a few areas had rains that totaled in the 4-8 inches and caused some localized flooding. Cattle futures ended the week sharply lower wiping out any early week hopes of recovery and marking the third week in a row for losses. Stick out sales this week came from mostly the southern auctions as many north auctions were closed and there were some reporting interruptions with the state fair occurring last week. All the same the southern barns were no slouch and picked up the slack just fine. Ozarks Regional Stockyards sold a half load of 503 lb. steers for 333.00 as well as a full load of 907 lb. steers at 233.00. Joplin Regional Stockyards sold a part load of 664 lb. steers at 295.00. Springfield Livestock Marketing Center sold a part load of 709 lb. steers at 274.50. Lolli Brothers Livestock Market sold two load of 682 lb. heifers at 269.50. Boxed beef cutouts were mixed for the week, choice closed on Friday at 317.45, up 5.21 and select closed at 302.59, up 4.00 compared to last week. Negotiated feedlot sales as of the Friday afternoon report totaled 51K head. Live sales were reported from 185.00 in the south to 191.00 in the north, dressed sales from 296.00-301.00. The Missouri Stocker formula consists of 2542 head with a weighted average weight of 549.12 lbs. and a price value of 297.97, 6.29 higher than a week ago. The steer/heifer spread is 29.66.



*Graph is updated the first Monday of each month. Axis value ranges may be updated to reflect data points.

NATIONAL BOXED BEEF CUTOUT/BOXED BEEF CUTS

<u>DATE</u>	<u>CHOICE</u>	<u>SELECT</u>	<u>TOTAL LOADS</u>
8/12	315.83	300.17	99
8/13	316.93	300.61	138
8/14	314.88	300.50	129
8/15	316.94	302.03	119
8/16	317.45	302.59	116
5 Day Simple Average	316.35	301.18	



*Axis value ranges may be updated to reflect data points.

WEEKLY LIVESTOCK SLAUGHTER 08/17/24

	<u>CATTLE</u>	<u>HOGS</u>	<u>SHEEP</u>
Week to Date:	602,000	2,512,000	34,000
Last Week:	591,000	2,383,000	37,000
Last Year:	616,735	2,430,541	33,114

The Weekly Market Summary, as well as historical summaries, are available on our website <https://agmarketnews.mo.gov/summaries>
 Market News Hotline: 1-573-522-9244

SOUTHWEST MISSOURI WEEKLY SUMMARY

(Joplin and Springfield)

Receipts: 8,123 Week ago: 3,061 Year Ago: 8,069
Compared to last week feeders sold mostly steady to 6.00 higher with some calves 15.00 higher. Slaughter cows sold 1.00 to 3.00 lower. Slaughter bulls 2.00 to 4.00 higher.

FEEDER STEERS:
Medium and Large 1

400-500 lbs. 311.00-365.00
500-600 lbs. 295.00-319.00
600-700 lbs. 275.00-301.00
700-800 lbs. 249.50-374.50
800-900 lbs. 234.00-245.00
900-1000 lbs. 227.50-234.00

FEEDER HEIFERS:
Medium and Large 1

400-500 lbs. 270.00-315.00
500-600 lbs. 260.00-295.00
600-700 lbs. 242.00-261.00
700-800 lbs. 238.00-246.50
800-900 lbs. 225.00-233.00

FEEDER HOLSTEIN STEERS
Large 3

300-400 lbs. 200.00
400-500 lbs. 192.00-211.00
500-600 lbs. 196.00-204.00
600-700 lbs. 194.00-206.00
800-900 lbs. 181.50-195.00
20 hd 990 lbs. 178.00

SLAUGHTER COWS: Breaking and Boning (70-85% lean) 133.00-146.50; high dressing 144.00-161.00; low dressing 122.00-131.00. Lean (85-90%) 121.00-131.50

SLAUGHTER BULLS: Yield Grade 1-2 1200-2135 lbs. 165.00-182.00; high dressing 180.00-198.00; low dressing 149.00-162.50

BRED COWS: Medium and Large 1 2-8 yrs 1123-1485 lbs 2nd and 3rd stage 2525.00-3050.00, 1st stage 2050.00-2150.00 per head. Medium and Large 1-2 2-8 yrs 960-1500 lbs 2nd and 3rd stage 1850.00-2600.00; 1st and 2nd stage 1600.00-2350.00 per head.

COW & CALF PAIRS: Medium and Large 1 2-8 yrs 1100-1875 lbs 150 to over 300 lb calves 2900.00-3425.00; some bred back up to 3950.00 per pair.

BRED HEIFERS: Medium and Large 1 1 1/2-4 yrs 950-1250 lbs 2nd and 3rd stage 2700.00-3100.00 per head.

SOUTH CENTRAL MISSOURI WEEKLY SUMMARY

(West Plains, Phillipsburg)

Receipts: 4,369 Week ago: 1,666 Year Ago: 5,189
Compared to last week, feeder sold steady to 12.00 lower, slaughter cows sold steady to 3.00 lower.

FEEDER STEERS:
Medium and Large 1

300-400 lbs. 327.50-385.00
400-500 lbs. 310.00-346.00
500-500 lbs. 293.00-333.00
600-700 lbs. 264.00-308.50
700-800 lbs. 242.50-271.50
800-850 lbs. 242.00-254.50
900-925 lbs. 232.50-234.00

FEEDER HEIFERS:
Medium and Large 1

300-400 lbs. 305.00-317.50
400-500 lbs. 280.00-320.00
500-600 lbs. 256.00-285.00
600-700 lbs. 245.00-264.00
700-750 lbs. 234.00-250.50

FEEDER HOLSTEIN STEERS:
Large 3

400-450 lbs. 200.00-208.00

SLAUGHTER COWS: Breaking and Boning (70-85% lean) 132.00-146.00, high dressing 146.00-155.00; low dressing 107.00-133.00. Lean (85-90%) 114.00-134.00

SLAUGHTER BULLS: Yield Grade 1-2 1220-2365 lbs. 157.50-173.00; high dressing 177.00-196.00; low dressing 136.00-157.00

BRED COWS: Medium and Large 1 2-8 yrs 1210-1445 lbs 2nd to 3rd stage 2425.00-2450.00 per head. Medium and Large 1-2 2-8 yrs 940-1567 lbs 2nd and 3rd stage 1850.00-2675.00 per head.

COW & CALF PAIRS: Medium and Large 1-2 2-8 yrs 1125-1350 lbs 150-300 lb calves 2300.00-2500.00 per pair.

WEST CENTRAL MISSOURI WEEKLY SUMMARY

(Kingsville, Windsor, Butler) w/e 8/9/24

Receipts: 3,252 Week ago: 1,634 Year ago: 3,939
Compared to last week, feeders sold 4.00 to 10.00 lower, slaughter cows sold steady to 6.00 lower.

FEEDER STEERS:
Medium and Large 1

400-500 lbs. 311.00-364.00
500-600 lbs. 289.00-327.00
600-700 lbs. 263.00-303.00
700-800 lbs. 259.50-279.00
800-900 lbs. 243.50-248.50

FEEDER HEIFERS:
Medium and Large 1

400-500 lbs. 289.00-322.00
500-600 lbs. 261.00-283.00
600-700 lbs. 253.50-269.50
700-800 lbs. 243.50-254.50

SLAUGHTER BULLS: Yield Grade 1-2 1440-2265 lbs 164.00-192.00; high dressing 190.00-210.00

SLAUGHTER COWS: Breaking and Boning (70-85% lean) 134.00-152.00, high dressing 144.00-156.00. Lean (85-90%) 111.00-135.00

BRED COWS: Scarce

COW & CALF PAIRS: Medium and Large 1-2 2-4 yrs 985-1100 lbs 150-300 lbs calves 2700.00-3385.00 per pair.

NORTHEAST MISSOURI WEEKLY SUMMARY

(Bowling Green, Kingdom City, Palmyra)

Receipts: 2,828 Week ago: 1,328 Year ago: 3,333
Compared to two weeks ago several loads of 600-700 lb heifers sold 3.00-12.00 lower, other weights sold with lower undertones on light comparisons, Slaughter cows sold steady to 3.00 lower.

FEEDER STEERS:
Medium and Large 1

400-500 lbs. 319.00-350.00
500-600 lbs. 301.50-332.00
600-700 lbs. 264.00-308.00
700-800 lbs. 251.50-260.75
Load 842 lbs. 249.50

FEEDER HEIFERS:
Medium and Large 1

400-500 lbs. 309.00-327.00
500-600 lbs. 274.00-306.50
600-700 lbs. 250.00-267.50

SLAUGHTER BULLS: Yield Grade 1-2 1355-2515 lbs 163.00-184.00; high dressing 175.00-183.00; low dressing 140.00-169.00

SLAUGHTER COWS: Breaking and Boning, (70-85% lean) 130.00-146.00; high dressing 136.00-154.00; low dressing 120.00-132.00. Lean (85-90%) 100.00-132.00

SLAUGHTER STEERS: Choice 2-3 190.00-197.00. Select and Choice 1-3 188.00.

SLAUGHTER HEIFERS: Choice 2-3 190.00-193.50. Select and Choice 1-3 185.00

BRED COWS: Medium and Large 1-2 2-8 yrs 1272-1550 2nd and 3rd stage 2200.00-2825.00 per head.

BRED HEIFERS: Medium and Large 1-2 1 1/2-4 yrs 1052-1164 lbs 3rd stage 2500.00-3050.00 per head

NORTH CENTRAL MISSOURI WEEKLY SUMMARY

(Macon, Unionville, Green City, New Cambria)

Receipts: 1,402 Week ago: 1,049 Year ago: 1,081
No recent sales for a price comparison.

*Some sale barns on a bi-weekly schedule and may not have a sale each week.

FEEDER STEERS:
Medium and Large 1

600-700 lbs. 280.00-299.25
700-800 lbs. 259.75-263.25

FEEDER HEIFERS:
Medium and Large 1

500-600 lbs. 281.50-285.75
600-700 lbs. 259.75-273.25
700-750 lbs. 246.75-252.50

SLAUGHTER BULLS: Yield Grade 1-2 1390-1895 lbs. 169.00-170.00; high dressing 178.00-180.00; low dressing 147.50-151.00.

SLAUGHTER COWS: Breaking and Boning (70-85% lean) 134.00-144.00, high dressing 144.50-149.00. Lean (85-90%) 126.00-132.50

BRED COWS: Medium and Large 1-2 2-8 yrs 1160-1338 lbs 3rd stage 2150.00-2650.00 per head

BRED HEIFER: Scarce

SOUTHEAST MISSOURI WEEKLY SUMMARY

(Jackson and Farmington)

Receipts: 744 Week ago: 1,083 Year ago: 1,234
Compared to last week, feeders sold uneven from 3.00 lower to 4.00 higher. Slaughter cows sold steady to 1.00 higher and bulls steady.

FEEDER STEERS:
Medium and Large 1

300-400 lbs. 317.50-340.00
400-500 lbs. 300.00-342.00
500-600 lbs. 274.00-310.00
600-700 lbs. 240.00-275.00
700-800 lbs. 231.00-259.00

FEEDER HEIFERS:
Medium and Large 1

300-400 lbs. 287.50-327.00
400-500 lbs. 265.00-297.50
500-600 lbs. 242.00-262.00
600-700 lbs. 225.00-247.00
700-800 lbs. 220.00-237.00

SLAUGHTER BULLS: Yield Grade 1-2 985-2060 lbs 147.00-154.00, high dressing 158.00-170.00, low dressing 125.00

SLAUGHTER COWS: Breaking and Boning (75-85% lean) 119.00-129.00; high dressing 127.00-150.00. Lean (85-90% lean) 80.00-106.00

BRED COWS: Medium and Large 2 2-8 yrs 1065-1625 lbs 2nd and 3rd stage 1525.00-2625.00 per head

COW & CALF PAIRS: Scarce

EAST CENTRAL MISSOURI WEEKLY SUMMARY

(Cuba, Vienna)

Receipts: 2,125 Week ago: 282 Year ago: 1,022
No recent price comparisons available on feeders. Slaughter cows steady.

FEEDER STEERS:
Medium and Large 1

400-500 lbs. 331.00-357.00
500-600 lbs. 300.00-330.00
600-700 lbs. 270.00-299.00
700-800 lbs. 259.00-276.00
800-900 lbs. 239.00-250.00

FEEDER HEIFERS:
Medium and Large 1

400-500 lbs. 301.00-348.00
500-600 lbs. 257.00-302.00
600-700 lbs. 245.00-276.50
700-750 lbs. 236.00-238.00

SLAUGHTER BULLS: Yield Grade 1-2 1345-2480 lbs 145.00-179.50; high dressing 185.00-186.00

SLAUGHTER COWS: Breaking and Boning, (70-85% lean) 134.00-147.50; high dressing 139.00-164.00. Lean (85-90%) 122.00-135.00

BRED COWS: Medium and Large 1-2 2-8 yrs 1120-1395 lbs 1st to 3rd stage 1975.00-2400.00 per head

COW & CALF PAIRS: Medium and Large 1-2 5-8 yrs 975-1125 lbs with 150-300 lb calves 2550.00-2710.00 per pair

NORTHWEST MISSOURI WEEKLY SUMMARY

(Tina) (w/e 8/2)

Receipts: 2,055 Two Weeks Ago: 862 Year Ago: 1,961
Compared to two weeks ago steers steady to 5.00 higher, heifers 3.00-8.00 higher. Slaughter cows steady to firm.

FEEDER STEERS:
Medium and Large 1

400-500 lbs. 351.00-397.50
500-600 lbs. 322.50-344.00
600-700 lbs. 295.00-323.00
700-800 lbs. 268.50-286.50
800-900 lbs. 255.75-267.00
Load 911 lbs. 255.75

FEEDER HEIFERS:
Medium and Large 1

400-500 lbs. 308.50-350.00
500-600 lbs. 305.00-308.00
600-700 lbs. 275.00-282.00
Load 752 lbs. 254.50

SLAUGHTER BULLS: Yield Grade 1-2 1585-2285 lbs 164.50-179.00, high dressing 185.00-193.00

SLAUGHTER COWS: Breaking and Boning, (70-85% lean) 132.00-152.00, high dressing 144.00-162.00. Lean (85-90%) 118.00-135.00

BRED COWS: Scarce

COW/CALF PAIRS: scarce

AFTERNOON NATIONAL SLAUGHTER CATTLE REVIEW

So far for Friday in the Southern Plains, Nebraska, and Western Cornbelt negotiated cash trading has been moderate with moderate demand. In the Texas Panhandle, compared to last week, live FOB purchases traded 1.00 lower at 185.00. In Kansas, compared to last week, live FOB purchases traded steady to 2.00 lower at 185.00, with a few live Delivered purchases trading at 190.00. In Nebraska, compared to the last reported market on Thursday, live FOB purchases traded steady at 190.00 and dressed delivered purchases traded steady to 3.00 higher from 298.00-301.00. In the Western Cornbelt, compared to the last reported market on Thursday, live FOB purchases traded steady to 3.00 lower from 187.00-191.00 and dressed delivered purchases traded steady to 2.00 lower from 296.00-298.00.

Negotiated Cash Sales:					
Confirmed:	35,440	Week Ago:	2,435	Year Ago:	3,421
Week to date:	51,376	Week Ago:	71,085	Year Ago:	66,820

Live Basis	Steers	Heifers
Over 80% Choice	185.00-192.00 avg 189.55	184.00-192.00 avg 188.03
65-80% Choice	184.00-190.00 avg 185.68	185.00-190.00 avg 185.15
35-65% Choice	185.00-185.00 avg 185.00	-
0-35% Choice	-	-
Total All Grades	184.00-192.00 avg 188.35	184.00-192.00 avg 186.46
Dressed Basis		
Over 80% Choice	296.00-301.00 avg 298.10	296.00-301.00 avg 298.20
65-80% Choice	296.00-298.00 avg 296.24	298.00-298.00 avg 298.00
35-65% Choice	-	-
0-35% Choice	-	-
Total All Grades	296.00-301.00 avg 297.65	296.00-301.00 avg 298.18

All Beef Type Steers/Heifers	Head	Avg Wt	Price Range	Wtd Avg
Live FOB	22,853	1,412.7	184.00-193.00	187.93
Live Del	2,669	1,416.8	190.00-194.00	190.76
Dressed Del	9,434	937.2	293.00-315.00	297.85
Dressed FOB	204	992.0	300.00-300.00	300.00

WEEKLY COMMODITY FUTURES TRENDS

Compared to last week, Live Cattle 0.35 to 2.85 lower, Lean Hogs 0.92 to 1.15 higher, Feeder Cattle 2.10 to 3.82 lower.

Daily Futures Closes

	Mon.	Tues.	Wed.	Thu.	Fri.
Cattle					
Aug	183.32	184.00	184.60	184.05	182.80
Oct	180.02	180.70	182.12	180.75	178.30
Dec	178.95	180.30	181.60	180.62	178.12
Feb	179.67	181.35	182.25	181.75	179.12
Apr	180.22	182.10	183.05	182.65	180.22
Lean Hogs					
Aug	90.02	89.90	90.10	—	—
Oct	74.32	72.82	75.92	76.50	75.07
Dec	66.07	64.75	67.25	68.22	67.22
Feb	69.60	68.45	70.65	71.75	70.97
Apr	74.57	73.60	75.45	76.47	76.02
Fdr Cat					
Aug	244.40	246.47	247.90	246.72	242.77
Sep	239.50	242.17	244.35	243.67	239.50
Oct	237.72	239.92	242.10	240.90	235.95
Nov	236.55	238.75	240.80	239.55	234.67
Jan	234.25	236.72	238.42	237.25	232.55
Milk					
Aug	20.56	20.58	20.51	20.58	20.57
Sep	21.13	21.34	21.30	22.05	21.91
Oct	21.57	21.66	21.65	22.40	22.04

WEEKLY COMMODITY GRAIN FUTURES TRENDS

Compared to last week, Soybeans 0.42 to 0.50 lower, Wheat 0.12 to 0.13 lower, Corn 0.02 to 0.06 lower, KC Wheat 0.14 to 0.16 lower, Soybean Meal 7.80 to 8.30 lower.

Daily Grain Futures Closes

	Mon.	Tues.	Wed.	Thu.	Fri.
Soybeans					
Aug	1012	989	979 3/4	_____	_____
Sep	971 1/4	947 1/4	952 1/4	950 3/4	938 3/4
Nov	986	962 1/2	968 1/2	967 3/4	957
Jan	1003 1/2	980 1/4	986 1/2	986 1/4	976
Mar	1018 3/4	995 3/4	1002	1002	992
Wheat					
Sep	536 3/4	528 3/4	534 3/4	527 1/4	530
Dec	559 3/4	551 3/4	556 1/4	549	552 1/2
Mar	578 1/2	571 1/4	574 1/4	567 1/2	571 1/2
May	590 3/4	583 1/4	585 1/4	579 1/4	583 1/4
Jul	596	589 1/4	590 3/4	584 3/4	589
Corn					
Sep	383 1/4	377 3/4	381	375 1/4	370 1/2
Dec	401 1/2	397 1/4	400 3/4	397	392 1/2
Mar	419	414 3/4	418 1/2	415 1/2	411
May	430 1/2	425 1/2	428 3/4	426 1/2	421 3/4
Jul	438	432 3/4	435	432 1/2	527 1/2
KC Wheat					
Sep	548 1/4	547 3/4	546 1/4	535 3/4	539 3/4
Dec	563 1/2	562 1/2	561 1/4	551	555
Mar	576 1/2	574 3/4	573 1/2	563 3/4	567 1/2
May	584 1/2	582 3/4	581 1/2	572 1/4	575 1/2
Jul	587 1/2	586 1/2	585 1/4	576 1/2	580 1/4
SB Meal					
Aug	318.30	306.60	320.60	_____	_____
Sep	306.00	299.80	305.10	307.40	303.40
Oct	302.00	296.30	301.30	304.50	299.90
Dec	304.60	299.20	303.70	307.20	302.10
Jan	306.20	301.00	305.30	308.70	303.80

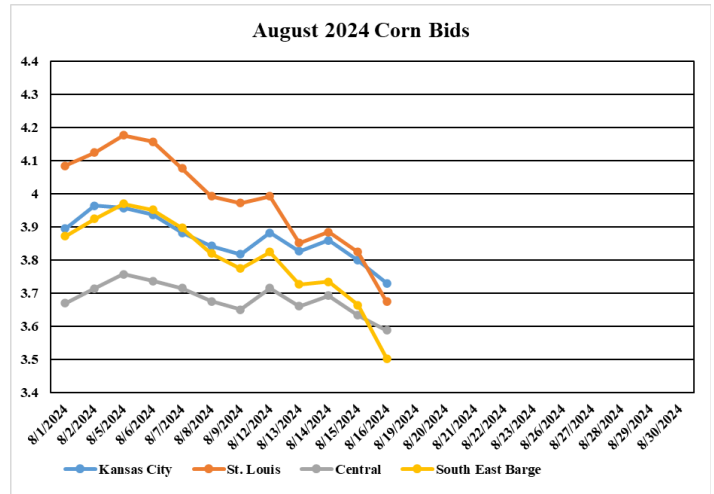
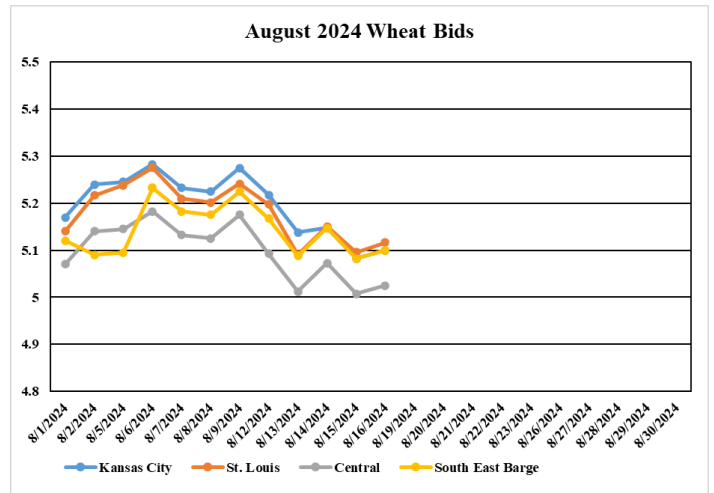
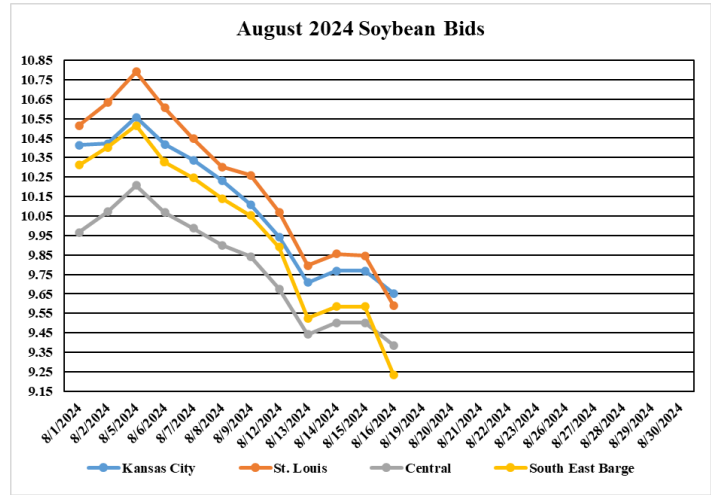
MISSOURI GRAIN WEEKLY TRENDS

Compared to last week, Soybeans 0.45 to 0.66 lower, Wheat 0.11 to 0.17 lower, Corn 0.06 to 0.31 lower, Sorghum 0.03 to 0.06 lower.

Area	#1 Soybeans	#2 Soft Wheat	#2 Corn	#2 Grain Sorghum
Kansas City				
Friday**	9.97-10.27	5.27	3.71-3.91	3.86
Monday	9.81-10.11	5.21	3.78-3.98	3.93
Tuesday	9.57-9.87	5.13	3.72-3.92	3.87
Wednesday	9.63-9.93	5.14	3.76-3.96	3.91
Thursday	9.63-9.93	5.08	3.70-3.90	3.85
Friday	9.52-9.82	5.10	3.65-3.80	3.80
St. Louis				
Friday**	10.24-10.27	5.19-5.28	3.96-3.97	4.45
Monday	10.04-10.10	5.13-5.26	3.97-4.01	4.51
Tuesday	9.76-9.82	5.09	3.82-3.87	4.47
Wednesday	9.82-9.88	5.10-5.20	3.86-3.91	4.50
Thursday	9.82-9.86	5.06-5.14	3.80-3.85	4.47
Friday	9.57-9.61	5.08-5.10	3.65-3.69	4.42
Central				
Friday**	9.77-9.87	5.17	3.61-3.66	_____
Monday	9.61-9.71	5.06-5.11	3.68-3.73	_____
Tuesday	9.37-9.47	4.98-5.03	3.62-3.67	_____
Wednesday	9.43-9.53	5.04-5.09	3.66-3.71	_____
Thursday	9.43-9.35	4.98-5.03	3.60-3.65	_____
Friday	9.32-9.42	5.00-5.05	3.55-3.60	_____
S.E. MO				
Friday**	10.02-10.08	5.22	3.69-3.86	_____
Monday	9.86-9.92	5.16	3.76-3.93	_____
Tuesday	9.42-9.62	5.08	3.69-3.77	_____
Wednesday	9.48-9.68	5.14	3.67-3.81	_____
Thursday	9.48-9.68	5.08	3.61-3.75	_____
Friday	9.10-9.37	5.10	3.34-3.55	_____

(PRICES PER BUSHEL) *NEW CROP **PREVIOUS WEEK'S PRICES
*Bids calculated using Kansas City, St. Louis, and St. Joseph bids

MONTHLY GRAIN CROP



*Axis value ranges may be updated to reflect data points.

WHOLESALE FEEDSTUFFS PRICES (DOLLARS PER TON-BULK BASIS)

Area	Soybean Hulls Pellets	Soybean Meal 46.5-48%	Corn Gluten Pellets 21%	Wheat Middlings
Kansas City	217.50	342.90	175.00	75.00
St. Louis	n/a	n/a	172.50	90.00

MISSOURI CROP PROGRESS AND CONDITION

There were 6.6 days suitable for fieldwork in the week ending August 11, 2024. Statewide, the average temperature was 72.9 degrees, 3.2 degrees below normal. Precipitation averaged 0.05 inches, 0.77 inches below normal. Topsoil moisture supply was rated 2 percent very short, 28 percent short, 67 percent adequate, and 3 percent surplus. Subsoil moisture supply was rated 18 percent short, 80 percent adequate, and 2 percent surplus. Corn dough reached 86 percent, compared to the 5-year average of 73 percent. Corn dented reached 44 percent, compared to the 5-year average of 19 percent. Corn condition was rated 3 percent very poor, 4 percent poor, 12 percent fair, 62 percent good, and 19 percent excellent. Soybeans blooming reached 84 percent, compared to the 5-year average of 82 percent. Soybeans setting pods reached 64 percent, compared to the 5-year average of 54 percent. Soybean condition was rated 2 percent very poor, 4 percent poor, 17 percent fair, 64 percent good, and 13 percent excellent. Cotton squaring reached 98 percent, compared to the 5-year average of 93 percent. Cotton setting bolls reached 66 percent, compared to the 5-year average of 71 percent. Cotton condition was rated 5 percent very poor, 9 percent poor, 31 percent fair, and 55 percent good. Rice headed reached 81 percent, compared to the 5-year average of 64 percent. Rice condition was rated 3 percent very poor, 8 percent poor, 18 percent fair, 69 percent good, and 2 percent excellent.

	Week Ending			5 yr avg.
	8/11/24	8/4/24	8/11/23	
Corn Dough	86	76	80	73
Corn Dented	44	22	23	19
Soybeans Blooming	84	78	90	82
Soybeans Setting Pods	64	52	68	54
Cotton Squaring	98	93	99	93
Cotton Setting Bolls	66	56	81	71
Rice Headed	81	64	76	64
Alfalfa hay 3rd cutting	61	46	47	49

MISSOURI WEEKLY HAY SUMMARY

It isn't often that hoodies and jackets come out in August, but this past week has made for some cool mornings and evenings around the state. Rains over the last couple days, which added up to a few inches for several areas around the state, has likely made the latest drought monitor outdated already. Forecast of several rounds of rain had most producers out of the fields this week other than perhaps hauling some hay to fence rows or barns if there was any room left. Hay movement remains slow with a lot of hay being offered for sale across the state. Hay prices are mostly steady. The supply of hay is moderate to heavy, and demand is light. The Missouri Department of Agriculture has a hay directory at <https://apps.mda.mo.gov/haydirectory> or visit the University of Missouri Extension feed stuff finder at <https://feedstufffinder.org>

Alfalfa - Supreme 250.00-300.00, small square 8.00-12.00 per bale
 Alfalfa - Premium 200.00-250.00
 Alfalfa - Good 150.00-200.00, small square 5.00-10.00 per bale
 Alfalfa - Fair 125.00-150.00
 Mixed grass - Good/Premium 150.00-200.00
 Mixed grass-Fair/Good 100.00-150.00, small square 3.50-8.00 per bale
 Mixed grass - Fair 40.00-65.00 per large round bale
 Wheat straw - 4.00-7.00 per small square bale

Please Note: The above volumes (tonnage, acres, and bales) listed are for confirmed trades only, it does not include estimated volume (tonnage) for bids or offers to the trade. List your hay for sale at: [Hay Listing Online Form](#). Explanation of Hay Quality Guidelines: [Hay Quality Designation Guidelines](#). Glossary of Terms: [Livestock, Poultry, & Grain Hay Terms](#)

MISSOURI WEEKLY SHEEP/GOAT AUCTION SUMMARY

Receipts: 1,407 Week Ago: 649 Last Year: 1,878

SHEEP: Feeder Lambs: Medium and Large 1-2 hair 30-40 lbs 227.00-230.00; pkg 48 lbs 210.00. Small and Medium 1-2 hair 20-30 lbs 260.00-268.00; pkg 32 lbs 242.00; 40-60 lbs 212.50-247.50; pkg 50 lbs thin 202.50. Slaughter lambs Choice and Prime 1-3 w/s pkg 51 lbs 182.00; 65-70 lbs 205.00-217.50; 70-130 lbs 187.50-200.00. Choice and Prime 1-2 90-100 lbs 177.00-182.00; 105-110 lbs 150.00-170.00; pkg 118 lbs 125.00; 120-125 lbs 150.00-160.00. Choice and Prime 1-2 hair 40-50 lbs 200.00-227.00; 50-60 lbs 210.00-242.00; 60-70 lbs 205.00-210.00; 70-80 lbs 195.00-225.00. Choice and Prime 1-3 hair 50-70 lbs 210.00-247.50; 70-80 lbs 207.00-222.50; 80-100 lbs 182.50-220.00. Choice 1-2 pkg 48 lbs 190.00; pkg 56 lbs 185.00; 60-70 lbs 185.00-237.00. Choice 1-3 hair 50-60 lbs 215.00-217.50; 60-70 lbs 182.50-190.00. Slaughter ewes Good 2 -3 pkg 120 lbs 110.00. Utility and Good 1-3 pkg 124 lbs 102.50. Utility and Good 2 70-175 lbs 100.00-135.00. Good 2-3 hair 75-130 lbs 122.50-140.00. Utility and Good 1-3 hair 100-120 lbs 87.50-107.50. Slaughter bucks 1-2 100-125 lbs 130.00-145.00; 150-185 lbs 100.00-135.00. Replacement ewes Small and Medium 1-2 hair <1 yrs 73 lbs exp 300.00; <1 yrs 88 lbs open 225.00; 1-2 yrs 90-110 lbs exp 165.00-190.00; 2-4 yrs 100-120 lbs exp 152.50-197.50; 4-6 yrs 110-130 lbs exp 140.00-152.50. Small and Medium 1-2 hair 4-6 yrs 120 lbs exp 140.00/hd.

GOATS: Feeder kids Selection 1 25-30 lbs 357.00-375.00; 30-40 lbs 330.00-355.00, replacements 370.00-390.00; 40-50 lbs 320.00-350.00, pygmies 325.00; pkg 44 replacements 400.00. Selection 1-2 30-40 lbs 150.00-190.00. Selection 2 30-40 lbs 225.00-250.00; 40-50 lbs 215.00-300.00. Selection 3 30-40 lbs 185.00-187.50; 40-50 lbs 127.50-180.00, pygmies 185.00. Wether kids Selection 2 pkg 42 lbs 247.50. Slaughter kids Selection 1 50-70 lbs 260.00-335.00; pkg 80 lbs 250.00. Selection 1-2 40-75 lbs 220.00-250.00; pkg 80 lbs 210.00. Selection 2 50-60 lbs 205.00-280.00; 60-75 lbs 245.00-290.00. Slaughter nannies/does Selection 1-2 lot 63 lbs 110.00; 80-100 lbs 117.50-150.00; 105-145 lbs 87.50-132.50. Slaughter bucks/billies Selection 1-2 70-80 lbs 180.00-217.50; 85 lbs pygmies 130.00-135.00; 100-140 lbs 190.00-210.00; 150-170 lbs 135.00-200.00. Wethers Selection 1-2 60-70 lbs 210.00-250.00; 80-90 lbs 295.00-305.00. Wether kids Selection 1 pkg 69 lbs 302.50. Replacement nannies/does Selection 1 <1 yrs 36 lbs open 260.00. Selection 1-2 1-2 yrs 70-95 lbs exp 270.00-302.00; 2-4 yrs 55-110 lbs exp 147.50-165.00.

Explanatory Notes: Stage - Represents estimated lambing/kidding period (Open, Exp=exposed, Bred, Fall = Sep-Nov, Win = Dec-Feb, Spr = Mar-May, Sum=Jun-Aug; w/s = woolled and shorn; /hd = per head; /fam=per family
 All price CWT unless otherwise noted.

MISSOURI DROUGHT MONITOR

Date	None	D0	D1	D2	D3	D4
8/13/24	55.17	38.91	5.92	0.00	0.00	0.00
8/6/24	63.51	36.49	0.00	0.00	0.00	0.00
8/15/23	27.71	20.18	31.94	15.04	5.13	0.00

Reflects percentage of Missouri impacted by drought. D0 Abnormally Dry; D1 Moderate Drought; D2 Severe Drought; D3 Extreme Drought; D4 Exceptional Drought

NATIONAL DIRECT DELIVERED FEEDER PIG REPORT

08/16/24 Receipts: 119,279 Week ago: 148,139 Year Ago: 118,467
 Early weaned pigs and feeder pigs steady.
 Cash 72,863 head 19.00-35.00, weighted average 27.69
 Formula 29,441 head 23.08-54.95, weighted average 37.42
 Feeder pigs 40 pounds basis:
 Cash 16,975 head 40.00-56.00, weighted average 47.66

NATIONAL DAILY DIRECT PRIOR DAY HOG REPORTS FOR 08/16/24

BARROWS AND GILTS (Carcass Basis): 4,223 head
 Base Carcass Price 79.00-87.00, weighted average 85.40

SOWS (Live Basis): 6,219 head
 300-500 lbs. 28.00-86.34
 Over 500 lbs. 52.00-89.50

MISSOURI WEEKLY DIRECT SLAUGHTER CATTLE REPORT 08/16/24

Weekly Receipts: 360 Week ago: 320 Year ago: 360
 Trading as of Friday morning trade flat dressed sales 5.00-7.00 lower and grid sales sharply lower with no recent sales over the last few weeks for a comparison.

LIVE STEERS & HEIFERS: No sales reported
DRESSED STEERS & HEIFERS: 5 loads flat Fri 298.00

GRADE AND WEIGHT (Grid): 4 loads Friday 304.00

Click here for the current [National Crop Progress](#)
 Click here for the current [Missouri Crop Progress](#)
 The current hay directory can be found at: [Hay Directory](#).