

# Weekly Market Summary

Published by:  
**Missouri Department of Agriculture**  
**Ag Business Development Division**  
**Market News Program**



Chris Chinn, Director  
 Jill Wood, Division Director  
 Tony Hancock, Editor  
[agmarketnews.mo.gov](http://www.ams.usda.gov/marketnews.htm)  
<http://www.ams.usda.gov/marketnews.htm>

Michael L. Parson, Governor

Volume XLIV, Number 35 ♦ P.O. Box 630, Jefferson City, MO 65102 ♦ (573) 751-4211 ♦ Mon, Sep 02, 2024

## MISSOURI WEEKLY FEEDER CATTLE WEIGHTED AVERAGE REPORT

Feeder Cattle Receipts: 13,515 Week ago: 19,528 Year ago: 20,414  
 Steers and Heifers Medium and Large 1—Weighted average weights and prices

### STEERS: Medium and Large 1

339 lbs. 366.68 519 lbs. 295.52 717 lbs. 253.34 919 lbs. 229.15  
 386 lbs. 338.25 571 lbs. 284.41 777 lbs. 249.07  
 421 lbs. 325.91 620 lbs. 280.97 820 lbs. 243.34  
 473 lbs. 306.16 675 lbs. 265.62 881 lbs. 231.55

### HEIFERS: Medium and Large 1

329 lbs. 293.80 571 lbs. 262.04 757 lbs. 239.42  
 434 lbs. 281.90 630 lbs. 255.82 813 lbs. 220.96  
 473 lbs. 282.50 680 lbs. 248.96  
 520 lbs. 267.47 717 lbs. 244.57

## MISSOURI STEER (HEIFER) STOCKER FORMULA 09/02/2024

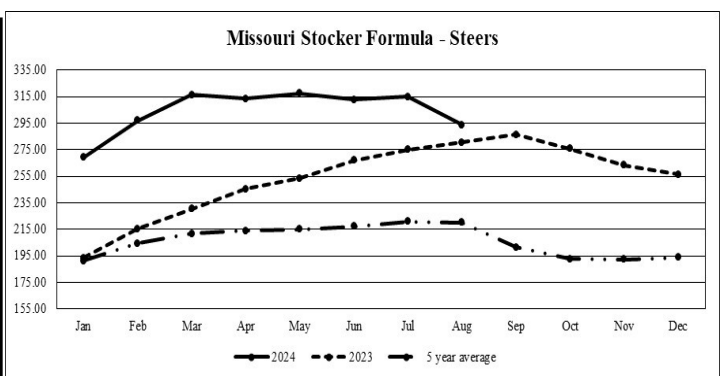
Monday's Missouri Stocker formula consists of **1981 (1998)** head with a weighted average weight of **550.16 (542.44)** lbs. and a price value of **282.25 (259.20)**, 4.63 lower (8.07 lower) than last week.

This a rolling seven day calculated weighted value which combines all Feeder Steers reported by MDA/USDA Market News Service weighing from 400-649 lbs. in the Medium and Large 1 and Medium and Large 1-2 frame and muscle classifications, including all comment cattle except Brahman X. Heifer values are in parentheses.

## MISSOURI WEEKLY CATTLE AUCTION SUMMARY

Total Receipts: 15,841 Week Ago: 23,530 Year Ago: 24,753

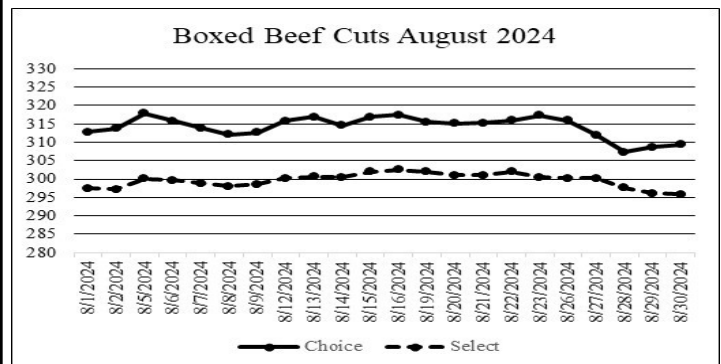
Compared to last week, feeder steers and heifers under 700 lbs. sold 4.00 to 10.00 lower weights over 700 lbs. sold steady to 5.00 lower. Overall, the supply was light. There were several load lots of yearlings scattered around barns, however the calf offering was generally smaller lots with several unweaned and often unworked bawling calves starting to show up. Extreme late summer heat along with lower markets kept many producers from choosing to market cattle this week. A few stick-out sales this week included 45 head of 558 lb. steers at Callaway Livestock Center which sold for 291.00, as well as a load of 915 lb. steers at 236.00. Ozarks Regional Stockyards sold 136 head of 789 lb. steers for 252.50. Windsor Livestock Auction sold a load of 890 lb. steers at 242.10. Lolli Brothers Livestock Market sold a part load of 576 lb. heifers for 265.50. Joplin Regional Stockyards sold a load of 702 lb. heifers for 253.00. Boxed beef cutouts were sharply lower as the grilling season officially ends this weekend, choice closed on Friday at 309.34, down 8.00 and select closed at 295.82, down 4.66 compared to last week. Lower beef prices, which is seasonally expected following the final summer holiday, resulted in a much lower market for slaughter cows and bulls this week also. Negotiated feedlot sales as of the Friday afternoon report totaled 62K head. Live sales were reported from 183.00-185.00 with trade in the southern plains very limited as of Friday afternoon. Dressed sales from 288.00-292.00. The Missouri Stocker formula consists of 1981 head with a weighted average weight of 550.16 lbs. and a price value of 282.25, 4.63 lower than a week ago. The steer/heifer spread is 23.05 per cwt.



\*Graph is updated the first Monday of each month. Axis value ranges may be updated to reflect data points.

## NATIONAL BOXED BEEF CUTOUT/BOXED BEEF CUTS

<u>DATE</u>	<u>CHOICE</u>	<u>SELECT</u>	<u>TOTAL LOADS</u>
8/26	315.90	300.19	115
8/27	311.97	300.25	167
8/28	307.29	297.63	124
8/29	308.66	296.19	170
8/30	309.34	295.82	98
<b>5 Day Simple Average</b>	<b>310.63</b>	<b>298.02</b>	



\*Axis value ranges may be updated to reflect data points.

## WEEKLY LIVESTOCK SLAUGHTER 08/31/24

	<u>CATTLE</u>	<u>HOGS</u>	<u>SHEEP</u>
Week to Date:	120,000	476,000	3,000
Last Week:	113,000	479,000	4,000
Last Year:	121,948	465,683	4,814

**SOUTHWEST MISSOURI WEEKLY SUMMARY**

(Joplin and Springfield)

Receipts: 8,129 Week ago: 7,288 Year Ago: 7,311  
Compared to last week, feeders mostly 2.00 to 8.00 lower, except some steers late week spots 3.00 higher. Slaughter cows 2.00 to 5.00 lower. Slaughter bulls steady to 5.00 lower.

**FEEDER STEERS:**  
Medium and Large 1

Table with 2 columns: Weight (lbs) and Price. Rows include 300-400 lbs, 400-500 lbs, 500-600 lbs, 600-700 lbs, 700-800 lbs, 800-900 lbs, and 900-950 lbs.

**FEEDER HEIFERS:**  
Medium and Large 1

Table with 2 columns: Weight (lbs) and Price. Rows include 400-500 lbs, 500-600 lbs, 600-700 lbs, 700-800 lbs, and 115 hd 811 lbs.

**FEEDER HOLSTEIN STEERS**  
Large 3

Table with 2 columns: Weight (lbs) and Price. Rows include 500-600 lbs, 650-700 lbs, 700-800 lbs, and 900-950 lbs.

**SLAUGHTER COWS:** Breaking and Boning (70-85% lean) 128.00-146.00; high dressing 142.00-161.00; low dressing 115.00-132.00. Lean (85-90%) 117.50-134.00

**SLAUGHTER BULLS:** Yield Grade 1-2 1125-2405 lbs. 162.00-184.00; high dressing 183.00-197.50; low dressing 144.00-161.00

**BRED COWS:** Medium and Large 1 2-8 yrs 1230-1490 lbs 2nd/3rd stage 2200.00-2825.00; >8 yrs 1340 lbs 2nd/3rd stage 2100.00. Medium and Large 1-2 2-8 yrs 968-1380 lbs 2nd/3rd stage 1600.00-2175.00, 1st stage 1600.00-2050.00 per head

**COW & CALF PAIRS:** Medium and Large 1-2 2-8 yrs 1075-1270 lbs with 150 to >300 lb calves 2000.00-2500.00 per pair

**BRED HEIFERS:**

Medium 2 <2 yrs 730 lbs 2nd/3rd stage 1425.00 per head

**SOUTH CENTRAL MISSOURI WEEKLY SUMMARY**

(West Plains, Phillipsburg)

Receipts: 2,758 Week ago: 3,566 Year Ago: 5,054  
Compared to last week, steers and heifers mostly 2.00 to 5.00 higher, spots 3.00 lower early week on steers. Slaughter cows 2.00 to 3.00 lower. Slaughter bulls steady to 2.00 lower.

**FEEDER STEERS:**  
Medium and Large 1

Table with 2 columns: Weight (lbs) and Price. Rows include 24 hd 347 lbs, 400-500 lbs, 500-600 lbs, 600-700 lbs, 700-800 lbs, and 800-900 lbs.

**FEEDER HEIFERS:**  
Medium and Large 1

Table with 2 columns: Weight (lbs) and Price. Rows include 400-500 lbs, 500-600 lbs, 600-700 lbs, and 11 hd 728 lbs.

**FEEDER HOLSTEIN STEERS:**  
Large 3

Scarce Scarce

**SLAUGHTER COWS:** Breaking and Boning (70-85% lean) 124.50-140.00, high dressing 141.00-150.50; low dressing 115.00-128.00. Lean (85-90%) 108.00-132.50

**SLAUGHTER BULLS:** Yield Grade 1-2 1115-2170 lbs. 157.00-177.00; high dressing 178.00-188.00; low dressing 138.00-157.00

**BRED COWS:** Medium and Large 1 2-8 yrs 1376 lbs 2nd/3rd stage 2425.00. Medium and Large 1-2 2-8 yrs 1050-1465 lbs 2nd/3rd stage 1850.00-2700.00, 1st stage 1800.00-2050.00 per head

**COW & CALF PAIRS:** Medium and Large 1-2 2-8 yrs 1200 lbs with 150-300 lb calves 2500.00-2850.00 per pair

**WEST CENTRAL MISSOURI WEEKLY SUMMARY**

(Kingsville, Windsor, Butler) w/e 8/9/24

Receipts: 1,520 Week ago: 4,722 Year ago: 4,063  
Compared to last week, steers and heifers mostly steady. Slaughter cows 6.00 to 10.00 lower.

**FEEDER STEERS:**  
Medium and Large 1

Table with 2 columns: Weight (lbs) and Price. Rows include 450-500 lbs, 500-600 lbs, 600-700 lbs, 700-800 lbs, and 800-900 lbs.

**FEEDER HEIFERS:**  
Medium and Large 1

Table with 2 columns: Weight (lbs) and Price. Rows include 400-500 lbs, 500-600 lbs, 600-700 lbs, and 700-750 lbs.

**SLAUGHTER BULLS:** Yield Grade 1-2 1415-2060 lbs 161.00-175.00; high dressing 178.00-183.00

**SLAUGHTER COWS:** Breaking and Boning (70-85% lean) 126.00-142.00, high dressing 138.00-152.00. Lean (85-90%) 116.00-126.00

**BRED COWS:** Medium and Large 1-2 5-8 yrs 1352-1462 lbs 2nd/3rd stage 133.00-150.00 CWT

**COW & CALF PAIRS:** Medium and Large 1-2 5-8 yrs 1150 lbs 1st/2nd stage 3000.00 per pair

**NORTHEAST MISSOURI WEEKLY SUMMARY**

(Bowling Green, Kingdom City, Palmyra)

Receipts: 1,493 Week ago: 2,828 Year ago: 2,937  
Compared to last week, feeders under 600 lbs lightly tested, yearling steers 2.00 to 3.00 lower on comparable sales. Yearling heifers mostly 2.00 to 5.00 lower than two weeks ago on comparable sales. Slaughter cows 3.00 to 8.00 lower.

**FEEDER STEERS:**  
Medium and Large 1

Table with 2 columns: Weight (lbs) and Price. Rows include Pkg 475 lbs, 500-600 lbs, 600-700 lbs, 800-900 lbs, and 58 hd 915 lbs.

**FEEDER HEIFERS:**  
Medium and Large 1

Table with 2 columns: Weight (lbs) and Price. Rows include 450-500 lbs, 19 hd 524 lbs, 550-600 lbs, 600-650 lbs, Pkg 706 lbs, and 11 hd 774 lbs.

**SLAUGHTER BULLS:** Yield Grade 1-2 1350-2285 lbs 157.00-172.00; high dressing 172.00-181.00; low dressing 144.00-145.00

**SLAUGHTER COWS:** Breaking and Boning, (70-85% lean) 128.00-140.00; high dressing 140.00-145.00; low dressing 114.00-127.00. Lean (85-90%) 121.00-130.00

**SLAUGHTER STEERS:** Choice 2 -3 181.00-184.00. Select and Choice 1-3 176.00-179.00.

**SLAUGHTER HEIFERS:** Select and Choice 1-3 178.00.

**BRED COWS:** Scarce

**BRED HEIFERS:** Scarce

**NORTH CENTRAL MISSOURI WEEKLY SUMMARY**

(Macon, Unionville, Green City, New Cambria)

Receipts: 1,025 Week ago: 1,254 Year ago: 1,509  
Compared to two weeks ago, steers and heifers 2.00 to 7.00 lower on comparable sales. Slaughter cows steady on a light test.

\*Some sale barns on a bi-weekly schedule and may not have a sale each week.

**FEEDER STEERS:**  
Medium and Large 1

Table with 2 columns: Weight (lbs) and Price. Rows include Pkg 470 lbs, Pkg 510 lbs, 600-700 lbs, 64 hd 773 lbs, and Pkg 896 lbs.

**FEEDER HEIFERS:**  
Medium and Large 1

Table with 2 columns: Weight (lbs) and Price. Rows include 24 hd 576 lbs, 650-700 lbs, and 700-750 lbs.

**SLAUGHTER BULLS:** Scarce

**SLAUGHTER COWS:** Breaking and Boning (70-85% lean) 136.00-144.00

**BRED COWS:** Scarce

**BRED HEIFER:** Scarce

**SOUTHEAST MISSOURI WEEKLY SUMMARY**

(Jackson and Farmington)

Receipts: 521 Week ago: 1,473 Year ago: 1,123  
 Compared to last week, steers steady to 2.00 higher, heifers 4.00 lower to 3.00 higher on a light test. Slaughter cows and bulls steady.

**FEEDER STEERS:**  
 Medium and Large 1

300-400 lbs. 290.00-335.00  
 450-500 lbs. 290.00-313.00  
 500-600 lbs. 258.00-297.00  
 600-650 lbs. 250.00-275.00  
 700-750 lbs. 233.00-240.00

**FEEDER HEIFERS:**  
 Medium and Large 1

400-500 lbs. 256.00-282.00  
 500-600 lbs. 238.00-267.00  
 600-700 lbs. 230.00-250.00  
 700-800 lbs. 212.00-239.00  
 800-900 lbs. 220.00-230.00

**SLAUGHTER BULLS:** Yield Grade 1-2 1125-2145 lbs 140.00-149.00, high dressing 156.00-172.00

**SLAUGHTER COWS:** Breaking and Boning (75-85% lean) 123.00-136.00; high dressing 133.00-153.00. Lean (85-90% lean) 97.00-110.00

**BRED COWS:** Medium and Large 2 2-8 yrs 1070-1280 lbs 2nd/3rd stage 1350.00-1625.00 per head

**COW & CALF PAIRS:** Scarce

**EAST CENTRAL MISSOURI WEEKLY SUMMARY**

(Cuba, Vienna) (w/e 8/23/24)

Receipts: 466 Week ago: 2,125 Year ago: 1,274  
 No price trend established on feeders. Slaughter cows 1.00 to 2.00 lower.

**FEEDER STEERS:**  
 Medium and Large 1

400-500 lbs. 300.00-325.00  
 500-600 lbs. 274.00-306.00  
 600-700 lbs. 260.00-278.00

**FEEDER HEIFERS:**  
 Medium and Large 1

400-450 lbs. 275.00-302.00  
 500-600 lbs. 259.00-272.50  
 Pkg 655 lbs. 240.00  
 800-900 lbs. 200.00-207.50

**SLAUGHTER BULLS:** Yield Grade 1-2 1365-2005 lbs 156.00-165.00

**SLAUGHTER COWS:** Breaking and Boning, (70-85% lean) 136.00-146.00; high dressing 147.00-149.00. Lean (85-90%) 129.00-136.50

**BRED COWS:** Scarce

**COW & CALF PAIRS:** Scarce

**NORTHWEST MISSOURI WEEKLY SUMMARY**

(Tina)

Receipts: 395 Week Ago: 1,058 Year Ago: 951  
 Compared to last week, steers and heifers steady on a light test. Slaughter cows and bulls steady.

**FEEDER STEERS:**  
 Medium and Large 1

300-400 lbs. 355.00-370.00  
 400-450 lbs. 330.00-335.00  
 500-600 lbs. 296.00-327.50  
 600-650 lbs. 289.00-306.00  
 700-750 lbs. 255.50-258.00

**FEEDER HEIFERS:**  
 Medium and Large 1

Pkg 380 lbs. 320.00  
 Pkg 450 lbs. 314.00  
 500-550 lbs. 286.00-300.00  
 600-700 lbs. 256.00-260.00

**SLAUGHTER BULLS:** Yield Grade 1-2 1680-2125 lbs 165.00-179.00

**SLAUGHTER COWS:** Breaking and Boning, (70-85% lean) 136.00-146.00. Lean (85-90%) 115.00-133.00

**BRED COWS:** Scarce

**COW/CALF PAIRS:** Scarce

**AFTERNOON NATIONAL SLAUGHTER CATTLE REVIEW**

So far for Friday in the Southern Plains negotiated cash trading has been inactive on very light demand. Not enough purchases for a market trend. Thursday was the last reported market in the Southern Plains. In the Texas Panhandle live FOB purchases traded at 183.00. In Kansas live FOB purchases traded from 182.00-183.00. In Nebraska and Western Cornbelt negotiated cash trading has been limited on light demand. Not enough purchases for a market trend in these regions. In Nebraska Thursday was the last reported market with live FOB purchases mostly at 184.00 and dressed delivered purchases from 288.00-292.00. In the Western Cornbelt Thursday was the last reported live FOB market from 183.00-185.00. Last week dressed delivered purchases traded from 293.00-295.00.

Negotiated Cash Sales:					
Confirmed:	5,857	Week Ago:	2,426	Year Ago:	14,960
Week to date:	62,288	Week Ago:	52,603	Year Ago:	65,832

Live Basis	Steers	Heifers
Over 80% Choice	184.00-185.00, avg 184.57	181.50-184.00, avg 182.90
65-80% Choice	183.00	183.00
35-65% Choice	-	-
0-35% Choice	-	-
Total All Grades	183.00-185.00, avg 184.29	181.50-184.00, avg 182.94
Dressed Basis		
Over 80% Choice	288.00-290.00, avg 288.87	288.00
65-80% Choice	288.00-289.00, avg 288.06	-
35-65% Choice	-	-
0-35% Choice	-	-
Total All Grades	288.00-290.00, avg 288.34	288.00

All Beef Type Steers/Heifers	Head	Avg Wt	Price Range	Wtd Avg
Live FOB	3,756	1,405.2	181.50-189.00	184.09
Live Del	940	1,453.5	184.00-189.95	189.05
Dressed Del	1,057	945.2	288.00-290.00	288.33
Dressed FOB	-	-	-	-

**WEEKLY COMMODITY FUTURES TRENDS**

Compared to last week, Live Cattle 1.98 to 3.28 higher, Lean Hogs 0.93 to 2.02 higher, Feeder Cattle 1.90 to 3.65 higher.

Daily Futures Closes

	Mon.	Tues.	Wed.	Thu.	Fri.
Cattle					
Aug	183.60	185.17	183.75	184.87	185.85
Oct	176.97	179.40	178.62	177.90	178.60
Dec	176.37	178.85	177.77	176.70	177.55
Feb	177.32	179.50	178.97	177.40	178.45
Apr	179.15	180.87	180.62	179.22	180.17
Lean Hogs					
Oct	80.40	82.07	81.67	82.17	82.22
Dec	70.70	71.65	71.92	72.55	72.77
Feb	73.60	74.20	74.50	75.00	75.37
Apr	78.05	78.57	78.80	79.30	79.62
May	82.70	83.02	83.30	83.40	84.10
Fdr Cat					
Aug	244.50	244.20	243.55	243.17	—
Sep	241.35	241.92	241.30	239.50	240.47
Oct	237.47	238.37	238.57	236.67	237.75
Nov	234.72	236.27	236.37	23440	235.25
Jan	232.12	233.75	233.77	231.47	232.25
Milk					
Aug	20.64	20.64	20.61	20.61	20.61
Sep	22.54	22.58	22.17	22.18	22.40
Oct	23.05	22.83	22.44	22.62	22.85

**WEEKLY COMMODITY GRAIN FUTURES TRENDS**

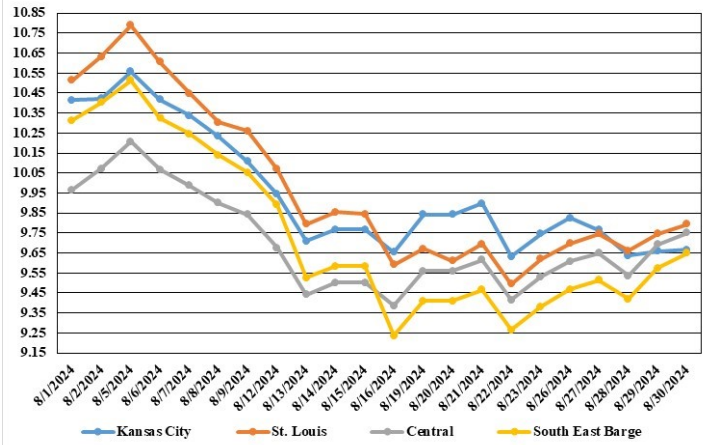
Compared to last week, Soybeans 0.24 to 0.30 higher, Wheat 0.22 to 0.30 higher, Corn 0.07 to 0.11 higher, KC Wheat 0.27 to 0.32 higher, Soybean Meal 5.30 to 8.50 higher.

**Daily Grain Futures Closes**

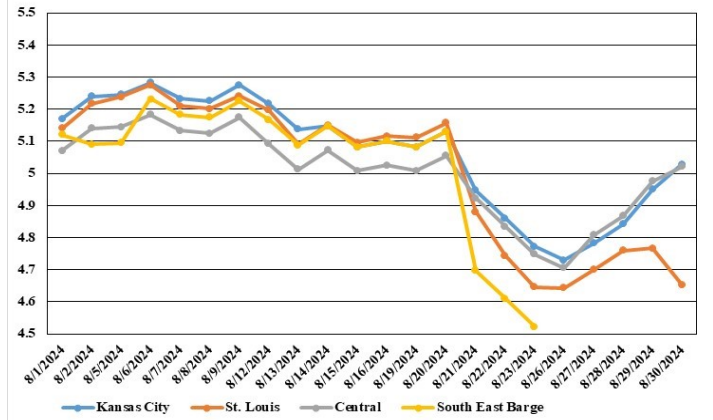
	Mon.	Tues.	Wed.	Thu.	Fri.
<b>Soybeans</b>					
Sep	959 3/4	967 1/2	958 1/2	973 3/4	982
Nov	980 3/4	986 1/2	977	992 1/2	1000
Jan	998 1/4	1003 1/2	994 1/2	1008 3/4	1017
Mar	1012 1/4	1017 3/4	1009 3/4	1023	1031 3/4
May	1026 1/2	1031 3/4	1024 1/2	1036 3/4	1045 1/4
<b>Wheat</b>					
Sep	498	508 1/4	514 1/4	525	532 3/4
Dec	525	535 1/2	541 1/2	548 3/4	551 1/2
Mar	546 1/4	555 3/4	562 1/2	569	572 1/4
May	558	567 1/4	574 1/4	580 1/4	583 3/4
Jul	563 3/4	573	579 1/2	585 3/4	589 3/4
<b>Corn</b>					
Sep	362	367 1/4	365 1/4	371 3/4	378
Dec	386 1/2	392 1/2	390 3/4	396	401
Mar	405 1/4	411 1/2	409 3/4	414	419
May	416 1/4	421 1/2	420	424	428 1/4
Jul	423 1/2	428 1/2	427	430 1/2	434 1/4
<b>KC Wheat</b>					
Sep	525	538 3/4	544 3/4	545 1/2	552 1/2
Dec	537 1/4	546 3/4	555 3/4	560 1/2	565 1/4
Mar	549 1/2	558 3/4	568 1/4	573 1/4	577 3/4
May	556 1/4	565	575	580	584
Jul	560 1/2	568 3/4	578 3/4	583 3/4	587 3/4
<b>SB Meal</b>					
Sep	312.10	317.30	310.80	308.60	311.60
Oct	307.00	311.40	306.90	308.40	310.10
Dec	308.20	312.20	308.30	310.90	313.00
Jan	309.10	312.70	309.60	311.40	313.90
Mar	311.70	314.60	311.50	313.00	315.80

**MONTHLY GRAIN CROP**

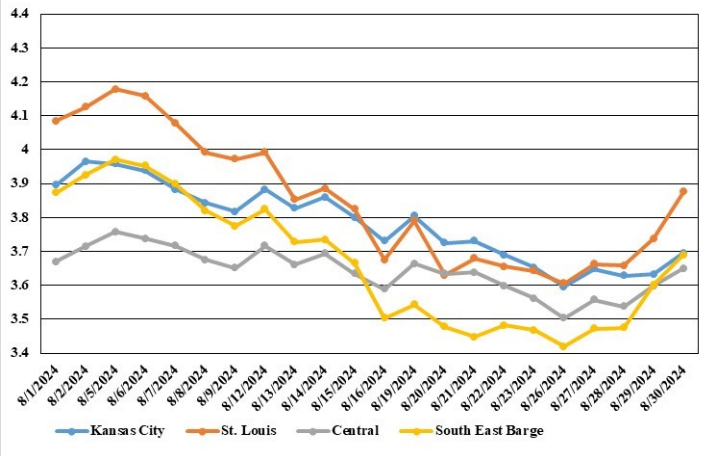
**August 2024 Soybean Bids**



**August 2024 Wheat Bids**



**August 2024 Corn Bids**



**MISSOURI GRAIN WEEKLY TRENDS**

Compared to last week, Soybeans 0.28 lower to 0.27 higher, Wheat 0.26 lower to 0.26 higher, Corn 0.05 lower to 0.28 higher, Sorghum 0.10 higher.

Area	#1 Soybeans	#2 Soft Wheat	#2 Corn	#2 Grain Sorghum
<b>Kansas City</b>				
Friday**	9.58-9.98	4.77	3.63-3.68	3.78
Monday	9.66-10.06	4.73	3.57-3.62	3.72
Tuesday	9.47-10.12	4.78	3.62-3.67	3.77
Wednesday	9.37-9.97	4.84	3.60-3.65	3.75
Thursday	9.33-10.13	4.95	3.52-3.75	3.82
Friday	9.40-10.00	5.03	3.58-3.81	3.88
<b>St. Louis</b>				
Friday**	9.61-9.63	4.52-4.77	3.62-3.67	4.41
Monday	9.70	4.60-4.73	3.60-3.61	4.37
Tuesday	9.74-9.76	4.63-4.83	3.65-3.67	4.43
Wednesday	9.66	4.69-4.89	3.65-3.66	4.41
Thursday	9.75	4.75-4.80	3.74	4.46
Friday	9.77-9.82	4.52-4.82	3.86-3.89	4.51
<b>Central</b>				
Friday**	9.43-9.58	4.72-4.77	3.53-3.58	---
Monday	9.51-9.66	4.68-4.73	3.47-3.52	---
Tuesday	9.52-9.72	4.78-4.83	3.53-3.57	---
Wednesday	9.37-9.62	4.84-4.89	3.51-3.55	---
Thursday	9.53-9.78	4.95-5.00	3.56-3.62	---
Friday	9.60-9.85	5.02-5.03	3.61-3.68	---
<b>S.E. MO</b>				
Friday**	9.38	4.52	3.36-3.53	---
Monday	9.46	5.35	3.35-3.47	---
Tuesday	9.52	5.46	3.40-3.52	---
Wednesday	9.42	5.52	3.38-3.52	---
Thursday	9.58	5.59	3.53-3.71	---
Friday	9.65	---	3.63-3.76	---

(PRICES PER BUSHEL) \*NEW CROP \*\*PREVIOUS WEEK'S PRICES  
\*Bids calculated using Kansas City, St. Louis, and St. Joseph bids

Only dates in which markets are trading and only current cash bids are represented.

\*Axis value ranges may be updated to reflect data points.

**WHOLESALE FEEDSTUFFS PRICES  
(DOLLARS PER TON-BULK BASIS)**

Area	Soybean Hulls Pellets	Soybean Meal 46.5-48%	Corn Gluten Pellets 21%	Wheat Middlings
Kansas City	160.00	338.35	175.00	108.00
St. Louis	n/a	n/a	169.00	99.00



**MISSOURI CROP PROGRESS AND CONDITION**

There were 6.2 days suitable for fieldwork in the week ending August 25, 2024. Statewide, the average temperature was 72.2 degrees, 3.8 degrees below normal. Precipitation averaged 0.35 inches, 0.30 inches below normal. Topsoil moisture supply was rated 2 percent very short, 22 percent short, 72 percent adequate, and 4 percent surplus. Subsoil moisture supply was rated 1 percent very short, 18 percent short, 73 percent adequate, and 8 percent surplus. Corn dough reached 95 percent, compared to the 5-year average of 92 percent. Corn dented reached 75 percent, compared to the 5-year average of 63 percent. Corn mature reached 17 percent, compared to the 5-year average of 6 percent. Corn harvested for grain reached 2 percent. Corn condition was rated 4 percent very poor, 5 percent poor, 13 percent fair, 55 percent good, and 23 percent excellent. Soybeans blooming reached 92 percent, equal to the 5-year average. Soybeans setting pods reached 79 percent, compared to the 5-year average of 77 percent. Soybeans dropping leaves reached 5 percent. Soybean condition was rated 3 percent very poor, 5 percent poor, 17 percent fair, 58 percent good, and 17 percent excellent. Cotton setting bolls reached 90 percent, compared to the 5-year average of 91 percent. Cotton bolls opening reached 5 percent, compared to the 5-year average of 4 percent. Cotton condition was rated 4 percent very poor, 8 percent poor, 31 percent fair, and 57 percent good. Rice headed reached 95 percent, compared to the 5-year average of 91 percent. Rice harvested reached 7 percent, compared to the 5-year average of 1 percent. Rice condition was rated 3 percent very poor, 8 percent poor, 18 percent fair, 70 percent good, and 1 percent excellent.

	Week Ending			5 yr avg.
	8/25/24	8/18/24	8/25/23	
Corn Dough	95	92	95	92
Corn Dented	75	64	72	63
Corn Mature	17	7	12	6
Corn Harvested	2	-	-	-
Soybeans Blooming	92	89	96	92
Soybeans Setting Pods	79	74	87	77
Soybeans Dropping leaves	5	1	-	-
Cotton Setting Bolls	90	80	94	91
Cotton bolls opening	5	2	1	4
Rice harvested	7	-	1	1
Alfalfa hay 3rd cutting	77	72	74	74

**MISSOURI WEEKLY HAY SUMMARY**

Heat has taken control the last couple of weeks and for many overshadowed any rains received. The latest drought monitor now has nearly 52 percent of the state in either abnormally or moderately dry status. Both the eastern and western boarder are currently in drought while the center swath other than far north central is still considered drought free. Some of the early corn that got planted before the three weeks delay this spring is now seeing a combine as harvest has begun. There is a bit of hay moving around the state but for the most part hay movement is very slow. Hay prices are steady to weak. The supply of hay is moderate to heavy, and demand is light. The Missouri Department of Agriculture has a hay directory at <https://apps.mda.mo.gov/haydirectory> or visit the University of Missouri Extension feed stuff finder at <https://feedstufffinder.org>

- Alfalfa - Supreme 250.00-300.00, small square 8.00-12.00 per bale
- Alfalfa - Premium 200.00-250.00
- Alfalfa - Good 150.00-200.00, small square 5.00-10.00 per bale
- Alfalfa - Fair 125.00-150.00
- Mixed grass - Good/Premium 150.00-200.00
- Mixed grass-Fair/Good 100.00-150.00, small square 3.50-8.00 per bale
- Mixed grass - Fair 40.00-65.00 per large round bale
- Wheat straw - 4.00-7.00 per small square bale

Please Note: The above volumes (tonnage, acres, and bales) listed are for confirmed trades only, it does not include estimated volume (tonnage) for bids or offers to the trade. List your hay for sale at: [Hay Listing Online Form](#). Explanation of Hay Quality Guidelines: [Hay Quality Designation Guidelines](#). Glossary of Terms: [Livestock, Poultry, & Grain Hay Terms](#)

**MISSOURI WEEKLY SHEEP/GOAT AUCTION SUMMARY**

Receipts: 764 Week Ago: 2,487 Last Year: 693

**SHEEP:** Feeder Lambs: Small and Medium 1-2 hair 35 lbs 267.50-290.00; 40-50 lbs 225.00-257.00. Slaughter lambs Choice and Prime 102 w/s pkg 73 lbs 210.00. Choice and Prime 1-3 hair 50-60 lbs 217.00-231.00; 60-70 lbs 220.00-228.00; 70-80 lbs 208.00-221.00; 80-100 lbs 160.00-180.00; pkg 125 lbs 145.00. Choice 1-3 hair pkg 63 lbs 210.00; 13 hd 97 lbs 132.00. Slaughter ewes Utility and Good 1-3 pkg 123 lbs 86.00. Good 2-3 hair 70-100 lbs 121.00-122.50. Utility and Good 1-3 hair pkg 97 lbs 80.00; pkg 158 lbs 87.50. Cull and Utility 1-2 hair pkg 120 lbs 40.00. Bucks 1-2 hair 135-235 lbs 91.00-125.00. Replacement ewes Small and Medium 1-2 hair 2-4 yrs 100-125 lbs exp 147.00-175.00; 4-6 yrs 117 lbs exp 115.00.

**GOATS:** Feeder kids Selection 1 25-35 lbs 295.00-315.00. Selection 2 20-40 lbs 225.00-275.00; 40-50 lbs 200.00-250.00. Selection 3 pkg 30 lbs 157.50; 30-50 lbs pygmies 102.00-152.50. Wether kids Selection 2 pkg 45 lbs 242.00. Slaughter kids Selection 2 50-70 lbs 212.00-256.00. Selection 3 pkg 40 lbs pygmies 180.00; 11 hd 60 lbs pygmies 72.50. Slaughter nannies/does Selection 1-2 pkg 67 lbs 156.00; pkg 67 lbs pygmies 120.00; 70-135 lbs 102.50-142.00. Slaughter bucks/billies Selection 1-2 110-125 lbs 167.50-170.00; 150-160 lbs 177.50-182.50. Wethers Selection 1-2 pkg 82 lbs 225.00. Replacement nannies/does Selection 1-2 2-4 yrs 56 lbs exp 237.50; 16 hd 101 lbs exp 160.00. Selection 1-2 1-2 yrs pkg 59 lbs exp 260.00/hd; 2-4 yrs pkg 60 lbs exp 160.00/hd.

Explanatory Notes: Stage - Represents estimated lambing/kidding period (Open, Exp=exposed, Bred, Fall = Sep-Nov, Win = Dec-Feb, Spr = Mar-May, Sum=Jun-Aug; w/s = woolled and shorn; /hd= per head; /fam=per family All price CWT unless otherwise noted.

**MISSOURI DROUGHT MONITOR**

Date	None	D0	D1	D2	D3	D4
8/27/24	48.30	41.80	9.90	0	0	0
8/20/24	68.67	28.46	2.87	0	0	0
8/29/23	28.19	18.94	34.97	12.77	5.13	0

Reflects percentage of Missouri impacted by drought. D0 Abnormally Dry; D1 Moderate Drought; D2 Severe Drought; D3 Extreme Drought; D4 Exceptional Drought

**NATIONAL DIRECT DELIVERED FEEDER PIG REPORT**

08/30/24 Receipts: 129,207 Week ago: 118,905 Year Ago: 111,930 Early weaned pigs 1.00 higher and feeder pigs 2.00 higher. Cash 71,935 head 23.00-36.00, weighted average 31.07 Formula 44,597 head 31.52-55.82, weighted average 36.10 Feeder pigs 40 pounds basis: Cash 12,675 head 44.00-58.00, weighted average 53.32

**NATIONAL DAILY DIRECT PRIOR DAY HOG REPORTS FOR 08/30/24**

**BARROWS AND GILTS (Carcass Basis):** 1,710 head Base Carcass Price 75.00-78.50, weighted average 76.58

**SOWS (Live Basis):** 7,088 head 300-500 lbs. 28.00-81.50 Over 500 lbs. 60.32-84.11

**MISSOURI WEEKLY DIRECT SLAUGHTER CATTLE REPORT 08/30/24**

Weekly Receipts: 280 Week ago: 200 Year ago: 280 Trading as of Friday morning, flat dressed sales mostly 1.00 to 2.00 lower, with grid dressed sales inactive this week.

**LIVE STEERS & HEIFERS:** No sales reported **DRESSED STEERS & HEIFERS:** 6 loads flat Wed Morn 292.00; 1 load Fri morning flat 290.00

**GRADE AND WEIGHT (Grid):** No sales reported

Click here for the current [National Crop Progress](#)  
Click here for the current [Missouri Crop Progress](#)  
The current hay directory can be found at: [Hay Directory](#).