

Weekly Market Summary

Published by:
Missouri Department of Agriculture
Ag Business Development Division
Market News Program



Chris Chinn, Director
 Jill Wood, Division Director
 Tony Hancock, Editor
[agmarketnews.mo.gov](http://www.ams.usda.gov/marketnews.htm)
<http://www.ams.usda.gov/marketnews.htm>

Michael L. Parson, Governor

Volume XLIV, Number 40 ♦ P.O. Box 630, Jefferson City, MO 65102 ♦ (573) 751-4211 ♦ Mon, Oct 7, 2024

MISSOURI WEEKLY FEEDER CATTLE WEIGHTED AVERAGE REPORT

Feeder Cattle Receipts: 17,943 Week ago: 20,770 Year ago: 19,849
 Steers and Heifers Medium and Large 1—Weighted average weights and prices

STEERS: Medium and Large 1

325 lbs. 319.16	519 lbs. 294.90	727 lbs. 258.63	916 lbs. 232.46
372 lbs. 338.40	570 lbs. 284.90	771 lbs. 251.44	964 lbs. 232.63
430 lbs. 321.33	624 lbs. 272.58	816 lbs. 247.17	1007 lbs. 226.23
473 lbs. 298.93	671 lbs. 267.78	868 lbs. 241.07	

HEIFERS: Medium and Large 1

331 lbs. 298.86	525 lbs. 262.85	723 lbs. 241.72
377 lbs. 80.42	577 lbs. 259.11	774 lbs. 240.91
424 lbs. 278.37	615 lbs. 252.01	824 lbs. 224.07
472 lbs. 277.85	686 lbs. 255.21	872 lbs. 220.60

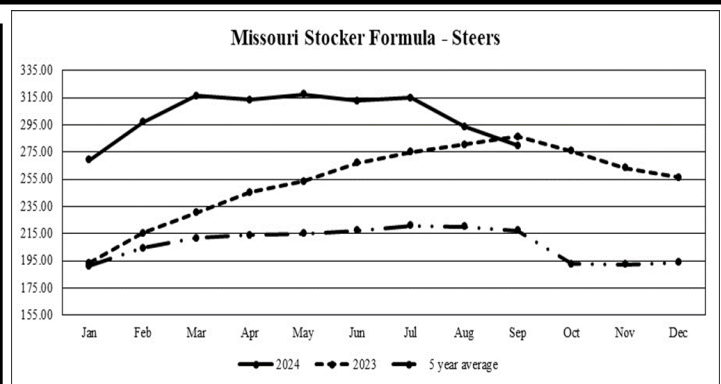
MISSOURI STEER (HEIFER) STOCKER FORMULA 10/07/2024

Monday's Missouri Stocker formula consists of 2793 (3033) head with a weighted average weight of 543.86 (537.50) lbs. and a price value of 279.66 (258.22), 4.28 lower (1.70 lower) than last week.

This a rolling seven day calculated weighted value which combines all Feeder Steers reported by MDA/USDA Market News Service weighing from 400-649 lbs. in the Medium and Large 1 and Medium and Large 1-2 frame and muscle classifications, including all comment cattle except Brahman X. Heifer values are in parentheses.

MISSOURI WEEKLY CATTLE AUCTION SUMMARY

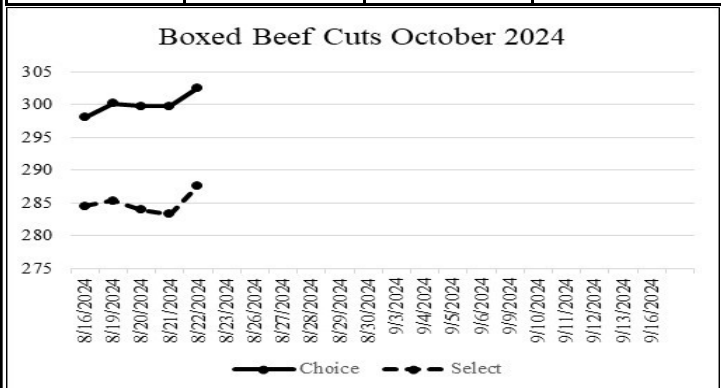
Total Receipts: 22,634 Week Ago: 24,321 Year Ago: 24,849
 Compared to last week, feeder steers and heifers sold unevenly steady. A slightly lighter offering this week with many smaller groups of calves coming to town, load lots of yearlings were fewer and overall quality was not what has been seen in previous weeks. There was some strength in calves that were offered with good health programs and weaning and demand for those that could be turned out to wheat shortly was good to very good. Several reporters noted that it seemed buyers had the orders and were willing to pay more but there just wasn't enough low risk cattle in the offerings this week. Buyers are running out of time to straighten any bawlers out though so higher health risk cattle are seeing the typical fall discounts resulting in some pretty wide price spreads. A few stick-out sales this week included 11 head of 515 lb. steers at Ozarks Regional Stockyards which sold for 312.00. Windsor Livestock Auction sold 19 head of 705 lb. steers for 266.00. Green City Livestock Auction sold a load of 914 lb. steers at 244.35. There were probably more impressive highlights on the heifer side of the market this week as some bigger consignments came to town with several being thin fleshed. Kingsville Livestock Auction had one consignment of 800 head that sold mostly in two drafts, 134 head of 617 lb. heifers that sold for 279.00 and another 527 head of 698 lbs. heifers which brought 263.10. Lolli Brothers Livestock Market sold 20 head of 505 lb. heifers that were tagged as fancy for 301.00. Springfield Livestock Marketing Center sold 20 head of 828 lb. heifers for 229.00. 32 head of 958 lb. heifers at Green City Livestock Auction brought 220.25. Boxed beef cutouts showed some unseasonal strength this week, choice closed on Friday at 302.58, up 5.89 and select closed at 287.61, up 5.53 compared to last week. Negotiated feedlot sales as of the Friday afternoon report totaled only 22K head at the 2:00 cut off time for the report, its likely trade continued with more head were sold into the evening, however. Live sales were reported from 186.00-188.00, 1.00 higher and dressed sales from 294.00-296.00, 2.00 higher. The Missouri Stocker formula consists of 2793 head with a weighted average weight of 543.86 lbs. and a price value of 279.66, 4.28 lower than a week ago. The steer/heifer spread is 21.14 per cwt.



*Graph is updated the first Monday of each month. Axis value ranges may be updated to reflect data points.

NATIONAL BOXED BEEF CUTOUT/BOXED BEEF CUTS

DATE	CHOICE	SELECT	TOTAL LOADS
9/30	298.08	284.53	102
10/1	300.17	285.30	143
10/2	299.81	283.93	184
10/3	299.80	283.29	146
10/4	302.58	287.61	105
5 Day Simple Average	300.59	285.03	



*Axis value ranges may be updated to reflect data points.

WEEKLY LIVESTOCK SLAUGHTER 10/05/24

	CATTLE	HOGS	SHEEP
Week to Date:	611,000	612,000	627,495
Last Week:	2,586,000	2,552,000	2,574,569
Last Year:	36,000	36,000	36,216

SOUTHWEST MISSOURI WEEKLY SUMMARY

(Joplin and Springfield)

Receipts: 9,031 Week ago: 6,713 Year Ago: 6,702
Compared to last week, steers and heifers uneven from 3.00 lower to 8.00 higher. Slaughter cows uneven from 3.00 lower to 2.00 higher. Slaughter bulls uneven from 2.00 lower to 3.00 higher.

FEEDER STEERS:

Medium and Large 1

Table with 2 columns: Weight (Pkg 382 lbs to 1000-1050 lbs) and Price (360.00 to 222.00-227.00)

FEEDER HEIFERS:

Medium and Large 1

Table with 2 columns: Weight (300-400 lbs to 800-900 lbs) and Price (290.00-315.00 to 220.00)

FEEDER HOLSTEIN STEERS

Large 3

Table with 2 columns: Weight (72 hd 682 lbs) and Price (207.50)

SLAUGHTER COWS: Breaking and Boning (70-85% lean)

Table with 2 columns: Price (112.00-126.00) and Dressing (high 122.00-138.00, low 103.00-113.00) and Lean (85-90%) 105.00-119.00

SLAUGHTER BULLS: Yield

Table with 2 columns: Grade (1-2) and Price (1280-2355 lbs 141.00-164.00; high dressing 156.00-171.00; low dressing 122.50-146.00)

BRED COWS: Medium and Large 1 2-8 yrs 1160-1460 lbs 2nd/3rd stage 2400.00-2450.00; >8 yrs 1345 lbs 2nd/3rd stage 1775.00. Medium and Large 1-2 2-4 yrs 1120 lbs 2nd/3rd stage 2100.00; 2-8 yrs 905-1461 lbs 1st to 3rd stage 1450.00-2225.00 per head

COW & CALF PAIRS: Medium and Large 1 2-8 yrs 1210-1240 lbs with 150-300 lb calves 2600.00-3000.00. Medium and Large 1-2 2-4 yrs 980 lbs with baby calves 2150.00; 2-8 yrs 1020-1365 lbs with baby to >300 lb calves 1975.00-2550.00 per pair

BRED HEIFERS: Medium and Large 1 <2 yrs 1125 lbs 2nd/3rd stage 2750.00; 2-4 yrs 1040 lbs 2nd/3rd stage 2750.00 per head

SOUTH CENTRAL MISSOURI WEEKLY SUMMARY

(West Plains, Phillipsburg)

Receipts: 3,148 Week ago: 3,757 Year Ago: 3,576
Compared to last week, steers and heifers steady to 5.00 higher, except heifers late week steady to 5.00 lower. Slaughter cows and bulls steady to 5.00 higher.

FEEDER STEERS:

Medium and Large 1

Table with 2 columns: Weight (300-400 lbs to 800-850 lbs) and Price (312.50-349.00 to 239.50-240.00)

FEEDER HEIFERS:

Medium and Large 1

Table with 2 columns: Weight (300-400 lbs to 800-900 lbs) and Price (285.00-295.00 to 209.50-223.00)

FEEDER HOLSTEIN STEERS:

Large 3

Table with 2 columns: Weight (Pkg 712 lbs) and Price (150.00)

SLAUGHTER COWS: Breaking and Boning (70-85% lean)

Table with 2 columns: Price (111.50-126.00) and Dressing (high 124.00-132.00, low 101.00-113.00) and Lean (85-90%) 98.00-117.00

SLAUGHTER BULLS: Yield

Table with 2 columns: Grade (1-2) and Price (1245-2150 lbs 144.50-163.00; high dressing 161.50-175.00; low dressing 121.00-148.00)

BRED COWS: Medium and Large 1 2-8 yrs 1110-1470 lbs 1st to 3rd stage 1800.00-2075.00. Medium and Large 1-2 2-8 yrs 940-1450 lbs 2nd/3rd stage 1500.00-2600.00, 1st stage 1300.00-1750.00 per head

COW & CALF PAIRS: Scarce

BRED HEIFERS: Medium and Large 1-2 <2 yrs 880-1200 lbs 1st stage 1625.00-1850.00 per head

WEST CENTRAL MISSOURI WEEKLY SUMMARY

(Kingsville, Windsor, Butler)

Receipts: 3,262 Week ago: 4,066 Year ago: 4,779
Compared to last week, steers and heifers mostly steady to firm. Slaughter cows steady to 3.00 higher, spots 8.00 higher.

FEEDER STEERS:

Medium and Large 1

Table with 2 columns: Weight (400-500 lbs to 47 hd 965 lbs) and Price (300.00-344.00 to 237.00)

FEEDER HEIFERS:

Medium and Large 1

Table with 2 columns: Weight (400-500 lbs to 800-850 lbs) and Price (263.00-289.00 to 221.00-229.00)

SLAUGHTER BULLS: Yield

Table with 2 columns: Grade (1-2) and Price (1310-2115 lbs 149.00-163.00; high dressing 168.50-175.00; low dressing 124.00-137.00)

SLAUGHTER COWS: Breaking and Boning (70-85% lean)

Table with 2 columns: Price (109.00-130.00) and Dressing (high 120.50-135.00, low 95.00-117.00) and Lean (85-90%) 94.00-111.00

BRED COWS: Medium and Large 1-2 2-4 yrs 1064 lbs 2nd stage 2250.00 per head

COW & CALF PAIRS: Scarce

NORTHEAST MISSOURI WEEKLY SUMMARY

(Bowling Green, Kingdom City, Palmyra)

Receipts: 2,676 Week ago: 3,920 Year ago: 4,911
Compared to last week, steers and heifers steady to 5.00 higher, spots 5.00 to 10.00 higher on light weight steers. Slaughter cows mostly 3.00 to 5.00 lower.

FEEDER STEERS:

Medium and Large 1

Table with 2 columns: Weight (400-500 lbs to 800-900 lbs) and Price (320.00-345.00 to 244.50-253.00)

FEEDER HEIFERS:

Medium and Large 1

Table with 2 columns: Weight (400-500 lbs to 10 hd 771 lbs) and Price (285.00-299.50 to 234.00)

SLAUGHTER BULLS: Yield

Table with 2 columns: Grade (1-2) and Price (1350-2185 lbs 143.00-160.00; high dressing 158.00-160.00; low dressing 130.00-145.00)

SLAUGHTER COWS: Breaking and Boning (70-85% lean)

Table with 2 columns: Price (115.00-123.00) and Dressing (high 124.00-130.00, low 105.00-115.00) and Lean (85-90%) 105.00-116.00

SLAUGHTER STEERS: Choice 2-3 184.00-188.00. Select and Choice 1-3 184.00.

SLAUGHTER HEIFERS: Select and Choice 1-3 178.00

BRED COWS: Medium and Large 1 2-8 yrs 1185-1450 lbs 2nd/3rd stage 2500.00-3000.00. Medium and Large 1-2 2-8 yrs 880-1450 lbs 2nd/3rd stage 2100.00-2550.00, 1st stage 1850.00-1950.00 per head

COW/CALF PAIRS: Medium and Large 1 2-8 yrs 1250-1400 lbs with 150-300 lb calves 3050.00-4150.00. Medium and Large 1-2 2-8 yrs 900-1400 lbs with 150-300 lb calves 2700.00-3000.00 per pair

NORTH CENTRAL MISSOURI WEEKLY SUMMARY

(Macon, Unionville, Green City, New Cambria)

Receipts: 2,130 Week ago: 856 Year ago: 969
Compared to two weeks ago, steers and heifers steady to 3.00 higher, spots 5.00 higher. Slaughter cows 2.00 to 6.00 lower.
*Some sale barns on a bi-weekly schedule and may not have a sale each week.

FEEDER STEERS:

Medium and Large 1

Table with 2 columns: Weight (400-500 lbs to 57 hd 914 lbs) and Price (299.00-324.00 to 244.35)

FEEDER HEIFERS:

Medium and Large 1

Table with 2 columns: Weight (400-500 lbs to 800-900 lbs) and Price (279.00-306.00 to 225.00-237.50)

SLAUGHTER BULLS: Yield

Table with 2 columns: Grade (1-2) and Price (1585-2350 lbs 147.50-163.50; high dressing 163.00-171.00; low dressing 136.00-145.00)

SLAUGHTER COWS: Breaking and Boning (70-85% lean)

Table with 2 columns: Price (114.00-129.00) and Dressing (high 124.00-141.00, low 104.00-119.00) and Lean (85-90%) 104.00-117.00

BRED COWS: Large 1 2-8 yrs 1535-1630 lbs 3rd stage 2500.00-3000.00 per head

BRED HEIFER: <2 yrs 1150 lbs 3rd stage 2850.00 per head

SOUTHEAST MISSOURI WEEKLY SUMMARY

(Jackson and Farmington)

Receipts: 1,048 Week ago: 716 Year ago:
Compared to last week, steers and heifers 2.00 to 10.00 higher. Slaughter cows 2.00 to 3.00 lower. Slaughter bulls steady.

FEEDER STEERS:

Medium and Large 1

300-400 lbs.	290.00-315.00
400-500 lbs.	270.00-290.00
500-600 lbs.	250.00-287.00
600-700 lbs.	240.00-266.00
700-800 lbs.	220.00-250.00
800-900 lbs.	220.00-237.00

FEEDER HEIFERS:

Medium and Large 1

300-400 lbs.	247.00-277.00
400-500 lbs.	230.00-267.00
500-600 lbs.	224.00-262.00
600-700 lbs.	220.00-248.00
700-750 lbs.	215.00-220.00

SLAUGHTER BULLS: Yield Grade 1-2 1165-2270 lbs 120.00-140.00, high dressing 138.00-158.00

SLAUGHTER COWS: Breaking and Boning (75-85% lean) 100.00-1110.00; high dressing 110.00-130.00; low dressing 90.00-100.00. Lean (85-90% lean) 75.00-104.00

BRED COWS: Medium and Large 2 2-8 yrs 1059-1215 lbs 2nd stage 1550.00-1850.00 per head

COW & CALF PAIRS: Scarce

EAST CENTRAL MISSOURI WEEKLY SUMMARY

(Cuba, Vienna)

Receipts: 751 Week Ago: 2,815 Year ago: 1,547
Based on limited comparisons with last week, steers firm to 4.00 higher and heifers under 550 lbs 2.00 to 4.00 lower, over 550 lbs steady. Slaughter cows steady.

FEEDER STEERS:

Medium and Large 1

400-450 lbs.	290.00-300.00
500-600 lbs.	283.00-321.00
650-700 lbs.	257.50-258.00
700-750 lbs.	253.00-263.50
800-850 lbs.	231.00-246.00
Pkg 911 lbs.	221.50

FEEDER HEIFERS:

Medium and Large 1

Pkg 390 lbs.	280.00
450-500 lbs.	260.00-272.50
500-600 lbs.	249.00-258.00
600-650 lbs.	243.00-245.00
700-800 lbs.	219.00-240.75

SLAUGHTER BULLS: Yield Grade 1-2 1340-2205 lbs 154.00-166.00; high dressing couple 170.00; low dressing 134.00-154.00

SLAUGHTER COWS: Breaking and Boning, (70-85% lean) 113.00-121.50; high dressing 123.50-133.50. Lean (85-90%) 104.50-110.00

BRED COWS: Scarce

COW & CALF PAIRS: Scarce

NORTHWEST MISSOURI WEEKLY SUMMARY

(Tina)

Receipts: 588 Week Ago: 1,116 Year Ago:
Compared to last week, steers and heifers mostly 5.00 to 10.00 higher. Slaughter cows and bulls steady to firm.

FEEDER STEERS:

Medium and Large 1

Pkg 395 lbs.	327.00
500-600 lbs.	292.00-301.00
600-650 lbs.	290.00-291.50

FEEDER HEIFERS:

Medium and Large 1

300-350 lbs.	302.50-325.00
400-450 lbs.	307.00-312.00

SLAUGHTER BULLS: Yield Grade 1-2 1575-2210 lbs 148.00-158.00

SLAUGHTER COWS: Breaking and Boning, (70-85% lean) 115.00-134.50; low dressing 97.00-112.50. Lean (85-90%) 95.00-116.50

BRED COWS: Medium and Large 1-2 2-8 yrs 1289 lbs 3rd stage 3000.00 per head

COW & CALF PAIRS: Scarce

AFTERNOON NATIONAL SLAUGHTER CATTLE REVIEW

Thus far for Friday in the Southern Plains negotiated cash has been moderate on trade and demand. Compared to last week in the Southern Plains live FOB purchases traded 1.00 higher at 186.00. In the Western Cornbelt and Nebraska negotiated cash trade has been slow on light demand. Not enough purchases in either region for an adequate market test. Last week in Nebraska live purchases traded mostly at 187.00 with dressed purchases at 294.00. For the previous week in the Western Cornbelt, live purchases traded from 186.00-187.00 with dressed purchases trading from 292.00-294.00 on a light test.

Negotiated Cash Sales:

Confirmed:	16,183	Week Ago:	2,829	Year Ago:	9,714
Week to date:	22,253	Week Ago:	74,970	Year Ago:	89,959

<u>Live Basis</u>	<u>Steers</u>	<u>Heifers</u>
Over 80% Choice	186.00-187.00, avg 186.72	186.00-188.00, avg 186.84
65-80% Choice	186.00	186.00
35-65% Choice	186.00	-
0-35% Choice	-	-
Total All Grades	186.00-187.00, avg 186.24	186.00-188.00, avg 186.32
<u>Dressed Basis</u>		
Over 80% Choice	294.00-296.00, avg 294.58	294.00-296.00, avg 295.34
65-80% Choice	-	-
35-65% Choice	-	-
0-35% Choice	-	-
Total All Grades	294.00-296.00, avg 294.58	294.00-296.00, avg 295.34

<u>All Beef Type Steers/Heifers</u>	<u>Head</u>	<u>Avg Wt</u>	<u>Price Range</u>	<u>Wtd Avg</u>
Live FOB	11,209	1,395.1	186.00-189.00	186.31
Live Del	413	1,368.3	187.00-190.00	187.83
Dressed Del	3,532	952.8	294.00-297.00	295.13
Dressed FOB	787	1,024.9	296.00	296.00

WEEKLY COMMODITY FUTURES TRENDS

Compared to last week, Live Cattle 2.35 to 3.25 higher, Lean Hogs 1.12 to 2.78 higher, Feeder Cattle 2.55 to 4.80 higher.

Daily Futures Closes

	Mon.	Tues.	Wed.	Thu.	Fri.
Cattle					
Oct	183.77	184.47	187.42	186.00	187.00
Dec	184.80	185.17	187.70	186.40	187.00
Feb	185.85	186.17	188.40	187.75	187.95
Apr	186.55	186.87	188.72	188.30	188.75
Jun	180.25	180.47	182.12	181.90	182.52
Lean Hogs					
Oct	82.25	83.50	84.67	84.17	84.02
Dec	73.27	74.60	76.75	76.40	76.15
Feb	77.37	78.57	80.15	80.15	79.82
Apr	82.77	83.67	84.25	84.45	84.15
May	86.72	87.62	87.85	88.02	87.77
Fdr Cat					
Oct	246.20	246.15	249.72	248.97	249.62
Nov	244.90	244.67	248.55	248.12	249.27
Jan	238.77	238.45	242.07	242.55	244.37
Mar	235.82	235.25	238.72	239.45	241.60
Apr	237.35	236.55	240.10	240.65	242.87
Milk					
Sep	23.31	23.32	—	—	—
Oct	23.31	23.10	22.97	22.89	22.56
Nov	22.88	22.61	22.31	21.83	21.39

WEEKLY COMMODITY GRAIN FUTURES TRENDS

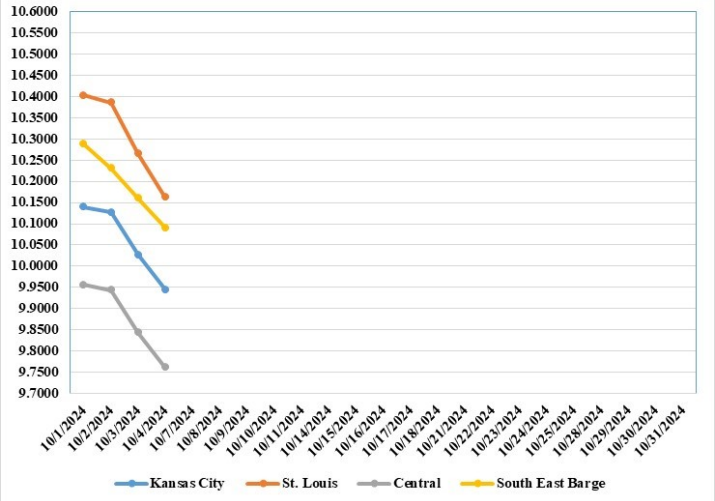
Compared to last week, Soybeans 0.21 to 0.28 lower, Wheat 0.09 to 0.16 higher, Corn 0.01 to 0.06 higher, KC Wheat 0.22 to 0.24 higher, Soybean Meal 13.20 to 16.60 lower.

Daily Grain Futures Closes

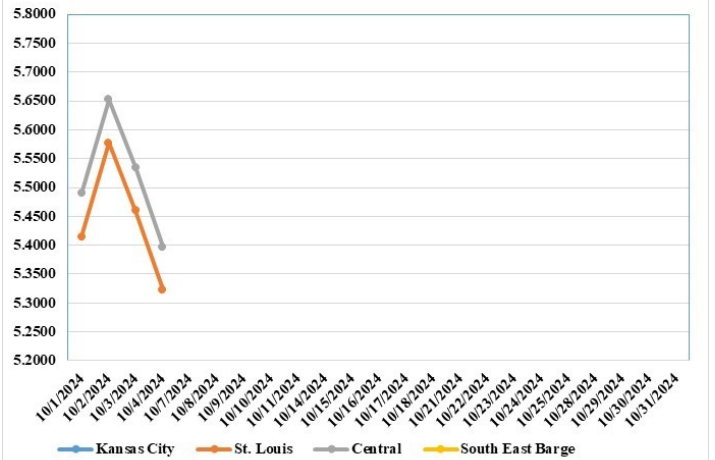
	Mon.	Tues.	Wed.	Thu.	Fri.
Soybeans					
Nov	1057	1057 1/4	1056	1046	1037 3/4
Jan	1075 1/4	1075 1/2	1074 1/4	1064 1/2	1056
Mar	1088 1/2	1089 1/2	1088 3/4	1079 3/4	1071 1/4
May	1101 1/2	1102 3/4	1102 1/4	1093 1/2	1085 1/2
Jul	110 3/4	1112 3/4	1112 1/2	1103 1/2	1095 1/2
Wheat					
Dec	584	599	615 1/4	603 1/2	589 3/4
Mar	604 1/4	619 1/2	637 1/4	626 1/2	612 3/4
May	615 3/4	631 1/4	649	639	626
Jul	621	637	654 3/4	645 1/4	632 3/4
Sep	631 1/4	646 3/4	663 1/2	654 1/2	642 1/2
Corn					
Dec	424 3/4	429	432 1/2	428 1/4	424 3/4
Mar	441 1/4	446 1/2	450	446	441 3/4
May	450 3/4	455 3/4	458 3/4	455	450 1/2
Jul	455 3/4	461	463 3/4	460	455 1/4
Sep	449 1/2	453 1/4	454 1/2	452 1/4	448 1/4
KC Wheat					
Dec	583 3/4	598 1/4	619 1/4	611 1/2	598
Mar	598 1/4	613 1/2	634 1/4	628	614 1/2
May	607 1/2	623 1/2	643 3/4	638 1/4	625
Jul	613	629 3/4	650	644 1/2	631 3/4
Sep	623	639 1/2	659 1/4	654	641 3/4
SB Meal					
Oct	344.30	350.00	341.40	332.80	330.50
Dec	341.60	347.50	340.40	332.50	330.50
Jan	341.90	345.20	339.60	331.10	328.60
Mar	342.90	343.90	339.60	331.10	328.80
May	343.70	343.60	339.90	332.00	329.80

MONTHLY GRAIN CROP

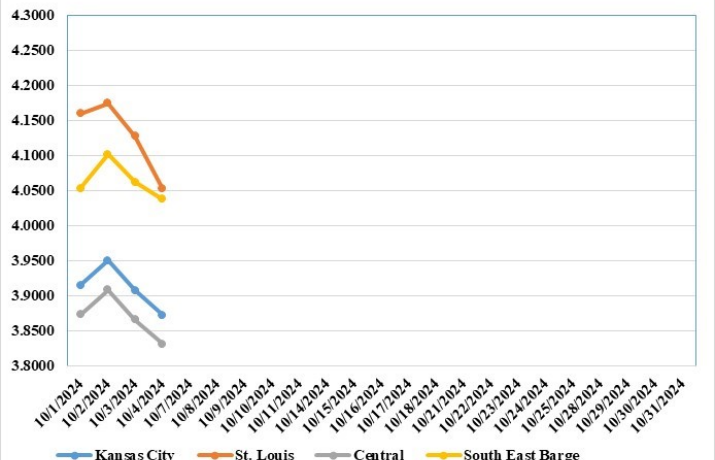
October 2024 Soybean Bids



October 2024 Wheat Bids



October 2024 Corn Bids



Only dates in which markets are trading and only current cash bids are represented.
*Axis value ranges may be updated to reflect data points.

MISSOURI GRAIN WEEKLY TRENDS

Compared to last week, Soybeans 0.18 to 0.43 lower, Wheat 0.40 to 0.69 higher, Corn steady to 0.07 higher, Sorghum: no trend due to lack of bids.

Area	#1 Soybeans	#2 Soft Wheat	#2 Corn	#2 Grain Sorghum
Kansas City				
Friday**	10.06-10.41	---	3.73-3.88	---
Monday	9.97-10.32	---	3.80-3.95	---
Tuesday	9.97-10.32	---	3.84-3.99	---
Wednesday	9.96-10.31	---	3.88-4.03	---
Thursday	9.86-10.21	---	3.83-3.98	---
Friday	9.78-10.13	---	3.80-3.95	---
St. Louis				
Friday**	10.49-10.53	4.75-4.80	4.04-4.05	4.68
Monday	10.40-10.41	4.79-4.84	4.11-4.13	4.75
Tuesday	10.40	5.24-5.59	4.16	4.89
Wednesday	10.36-10.41	5.40-5.75	4.17-4.19	4.93
Thursday	10.26-10.27	5.29-5.64	4.12-4.13	4.93
Friday	10.15-10.18	5.15-5.50	4.04-4.07	4.90
Central				
Friday**	10.01-10.16	5.30	3.73-3.78	---
Monday	9.92-9.97	5.34	3.80-3.85	---
Tuesday	9.92-9.97	5.49	3.84-3.89	---
Wednesday	9.91-9.96	5.65	3.88-3.93	---
Thursday	9.81-9.86	5.54	3.83-3.88	---
Friday	9.73-9.78	5.40	3.80-3.85	---
S.E. MO				
Friday**	10.17-10.41	---	3.74-3.93	---
Monday	10.29-10.32	---	3.95-4.01	---
Tuesday	10.25-10.32	---	4.02-4.09	---
Wednesday	10.11-10.34	---	4.06-4.13	---
Thursday	10.06-10.24	---	4.02-4.08	---
Friday	10.00-10.16	---	4.02-4.05	---

(PRICES PER BUSHEL) *NEW CROP **PREVIOUS WEEK'S PRICES
*Bids calculated using Kansas City, St. Louis, and St. Joseph bids

**WHOLESALE FEEDSTUFFS PRICES
(DOLLARS PER TON-BULK BASIS)**

Area	Soybean Hulls Pellets	Soybean Meal 46.5-48%	Corn Pellets 21%	Wheat Middlings
Kansas City	n/a	347.50	185.00	130.00
St. Louis	n/a	n/a	172.50	125.00

MISSOURI CROP PROGRESS AND CONDITION

There were 4.6 days suitable for fieldwork in the week ending September 29, 2024. Statewide, the average temperature was 66.4 degrees, 3.7 degrees above normal. Precipitation averaged 1.50 inches, 0.50 inches above normal. Topsoil moisture supply was rated 5 percent very short, 23 percent short, and 69 percent adequate, and 3 percent surplus. Subsoil moisture supply was rated 7 percent very short, 26 percent short, 66 percent adequate, and 1 percent surplus. Corn mature reached 93 percent, compared to the 5-year average of 80 percent. Corn harvested for grain reached 48 percent, compared to the 5-year average of 31 percent. Corn condition was rated 2 percent very poor, 3 percent poor, 11 percent fair, 61 percent good, and 23 percent excellent. Soybeans dropping leaves reached 72 percent, compared to the 5-year average of 51 percent. Soybeans harvested reached 13 percent, compared to the 5-year average of 5 percent. Soybean condition was rated 2 percent very poor, 6 percent poor, 22 percent fair, 57 percent good, and 13 percent excellent. Cotton bolls opening reached 84 percent, compared to the 5-year average of 80 percent. Cotton harvested reached 6 percent, compared to the 5-year average of 5 percent. Cotton condition was rated 3 percent very poor, 6 percent poor, 29 percent fair, and 62 percent good. Rice harvested reached 70 percent, compared to the 5-year average of 51 percent. Winter wheat planted reached 5 percent, compared to the 5-year average of 3 percent. Winter wheat emerged reached 1 percent.

	Week Ending			5 yr avg.
	9/29/24	9/22/24	9/29/23	
Corn Mature	93	88	90	80
Corn Harvested	48	38	38	31
Soybeans Dropping leaves	72	56	77	51
Soybeans Harvested	13	8	10	5
Cotton bolls opening	84	73	81	80
Cotton Harvested	6	2	8	5
Rice harvested	70	61	62	51
Winter Wheat Planted	5	2	6	3
Winter Wheat Emerged	1	-	1	-

MISSOURI WEEKLY HAY SUMMARY

Grain harvest is in full swing across the state, corn harvest likely passed the halfway mark this week and as of Monday bean harvest was 13 percent complete. Just slightly over sixty percent of the state is still listed from abnormally to severely dry, with the SW corner of the state currently in the worst conditions. Cooler temperatures are helping but as the average first frost date nears along with the lack of moisture hope for additional fall pasture growth is fading for some areas. Statewide 86 percent of pastures are still rated as fair or better. The tremendous growing season early in the year however provided great hay yields and supplies remain heavy with a lot of hay being offered to the market. Hay prices are steady to weak. The supply of hay is moderate to heavy, and demand is light. The Missouri Department of Agriculture has a hay directory at <https://apps.mda.mo.gov/haydirectory> or visit the University of Missouri Extension feed stuff finder at <https://feedstufffinder.org>

- Alfalfa - Supreme 250.00-300.00, small square 8.00-12.00 per bale
- Alfalfa - Premium 200.00-250.00
- Alfalfa - Good 150.00-200.00, small square 5.00-10.00 per bale
- Alfalfa - Fair 125.00-150.00
- Mixed grass - Good/Premium 150.00-200.00
- Mixed grass-Fair/Good 100.00-150.00, small square 3.50-8.00 per bale
- Mixed grass - Fair 40.00-65.00 per large round bale
- Wheat straw - 4.00-7.00 per small square bale

Please Note: The above volumes (tonnage, acres, and bales) listed are for confirmed trades only, it does not include estimated volume (tonnage) for bids or offers to the trade. List your hay for sale at: [Hay Listing Online Form](#). Explanation of Hay Quality Guidelines: [Hay Quality Designation Guidelines](#). Glossary of Terms: [Livestock, Poultry, & Grain Hay Terms](#)

MISSOURI WEEKLY SHEEP/GOAT AUCTION SUMMARY

Receipts: 1,010 Week Ago: 1,041 Last Year: 804
SHEEP: Feeder Lambs: Small and Medium 1-2 hair 25-40 lbs. 220.00-270.00; 40-65 lbs 165.00-260.00.
 Slaughter lambs Choice and Prime 1-3 w/s 60-80 lbs 197.50-232.50; 80-90 lbs 150.00-152.50; pkg 95 lbs 170.00. Choice 1-3 w/s pkg 68 lbs 157.50. Good 1-2 w/s pkg 75 lbs 130.00. Choice and Prime 1-3 hair 50-70 lbs 235.00-265.00; 70-80 lbs 212.50-227.50; 80-90 lbs 185.00-200.00; 90-105 lbs 155.00-175.00; pkg 128 lbs 125.00. Choice 1-3 hair 50-70 lbs 202.50-235.00; 70-80 lbs 170.00-190.00; pkg 99 lbs 132.50. Good 1-2 hair 55-70 lbs 192.50-200.00. Good 2-3 hair 80-95 lbs 110.00-120.00; 110-140 lbs 97.50. Utility and Good 1-3 100-170 lbs 80.00-100.00. Cull and Utility 1-2 hair pkg 127 lbs 72.50.
 Slaughter bucks 1-2 hair 150-170 lbs 87.50-112.50.
 Replacement ewes Small and Medium 1-2 hair 1-2 yrs open 85 lbs 142.50; 2-4 yrs 75-115 lbs exp 137.50-145.00.
 Families Small and Medium 1-2 2-4 yrs 120 lbs exp with baby to 20 lb lambs 270.00 per fam; 4-6 yrs 120 lbs with baby to 20 lb lambs 175.00 per fam.
GOATS: Feeder kids Selection 1 .25-40 lbs 290.00-310.00, replacements 345.00. Selection 2 pkg 27 lbs pygmies 205.00; 30-50 lbs 210.00-282.50. Selection 3 30-40 lbs 160.00-180.00; 30-45 lbs pygmies 117.50-185.00. Wether kids Selection 3 pkg 42 lbs 177.50. Slaughter kids Selection 1 50-75 lbs 282.50-315.00, fancy 350.00. Selection 2 50-85 lbs 205.00-277.50. Slaughter nannies/does Selection 1-2 100-125 lbs 80.00-105.00. Slaughter bucks/billies Selection 1-2 70-85 lbs pygmies 117.50-125.00; 125-145 lbs 125.00-170.00; 150-180 lbs 145.00-180.00. Wether kids Selection 1 pkg 65 lbs 285.00. Selection 3 pkg 50 lbs 180.00.

Explanatory Notes: Stage - Represents estimated lambing/kidding period (Open, Exp=exposed, Bred, Fall = Sep-Nov, Win = Dec-Feb, Spr = Mar-May, Sum=Jun-Aug; w/s = woolled and shorn; /hd= per head; /fam=per family All price CWT unless otherwise noted.

MISSOURI DROUGHT MONITOR

Date	None	D0	D1	D2	D3	D4
10/01/24	39.30	36.97	15.78	7.95	0	0
9/24/24	29.39	44.72	18.93	6.96	0	0
10/03/23	14.59	26.27	31.66	18.44	9.04	0

Reflects percentage of Missouri impacted by drought. D0 Abnormally Dry; D1 Moderate Drought; D2 Severe Drought; D3 Extreme Drought; D4 Exceptional Drought

NATIONAL DIRECT DELIVERED FEEDER PIG REPORT

10/04/24 Receipts: 130,001 Week ago: 126,700 Year Ago: 114,545
 Early weaned pigs 2.00 higher and feeder pigs 3.00 higher.
 Cash 77,460 head 30.00-52.00, weighted average 42.02
 Formula 39,866 head 39.34-57.48, weighted average 46.15
 Feeder pigs 40 pounds basis:
 Cash 12,675 head 55.00-65.00, weighted average 59.01

NATIONAL DAILY DIRECT PRIOR DAY HOG REPORTS FOR 10/04/24

BARROWS AND GILTS (Carcass Basis): 990 head
 Base Carcass Price 72.00-76.50, weighted average 73.99

SOWS (Live Basis): 6,451 head
 300-500 lbs. 26.00-79.00
 Over 500 lbs. 57.25-83.00

MISSOURI WEEKLY DIRECT SLAUGHTER CATTLE REPORT 10/04/24

Weekly Receipts: 240 Week ago: 560 Year ago: 320
 Trading as of Friday morning, flat dressed sales 2.00 to 4.00 higher and grid dressed sales inactive.

LIVE STEERS & HEIFERS: No sales reported
DRESSED STEERS & HEIFERS: Load late last Fri 294.00 flat; 5 loads Fri 296.00 flat

GRADE AND WEIGHT (Grid): no sales

Click here for the current [National Crop Progress](#)
 Click here for the current [Missouri Crop Progress](#)
 The current hay directory can be found at: [Hay Directory](#).