

Weekly Market Summary

Published by:
Missouri Department of Agriculture
Ag Business Development Division
Market News Program



Chris Chinn, Director
 Jill Wood, Division Director
 Tony Hancock, Editor
[agmarketnews.mo.gov](http://www.ams.usda.gov/marketnews.htm)
<http://www.ams.usda.gov/marketnews.htm>

Michael L. Parson, Governor

Volume XLIV, Number 45 ♦ P.O. Box 630, Jefferson City, MO 65102 ♦ (573) 751-4211 ♦ Mon, Nov 11, 2024

MISSOURI WEEKLY FEEDER CATTLE WEIGHTED AVERAGE REPORT

Feeder Cattle Receipts: 17,403 Week ago: 24,523 Year ago: 35,458
 Steers and Heifers Medium and Large 1—Weighted average weights and prices

STEERS: Medium and Large 1

316 lbs. 344.79 522 lbs. 304.81 719 lbs. 258.15 901 lbs. 244.61
 379 lbs. 336.75 576 lbs. 287.09 772 lbs. 257.58 983 lbs. 233.50
 425 lbs. 333.41 621 lbs. 279.36 817 lbs. 249.31
 476 lbs. 325.75 674 lbs. 267.93 873 lbs. 249.81

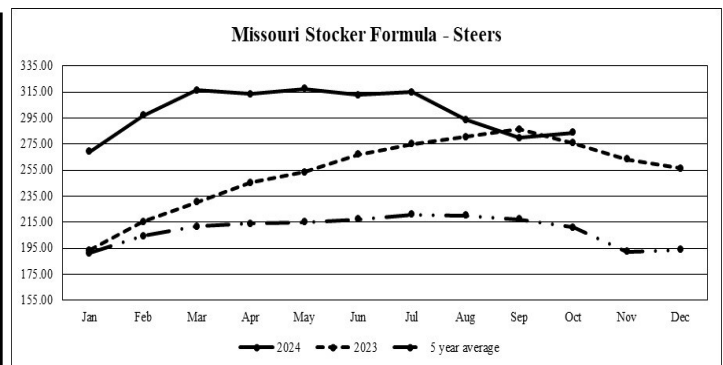
HEIFERS: Medium and Large 1

335 lbs. 312.27 525 lbs. 267.24 724 lbs. 255.78
 385 lbs. 301.76 574 lbs. 256.74 764 lbs. 238.60
 423 lbs. 291.75 617 lbs. 261.22 820 lbs. 223.20
 476 lbs. 283.77 672 lbs. 254.52 876 lbs. 226.07

MISSOURI STEER (HEIFER) STOCKER FORMULA 11/11/2024

Monday's Missouri Stocker formula consists of **3476 (3029)** head with a weighted average weight of **548.52 (535.25)** lbs. and a price value of **286.05 (258.37)**, 6.02 higher (1.46 higher) than last week.

This a rolling seven day calculated weighted value which combines all Feeder Steers reported by MDA/USDA Market News Service weighing from 400-649 lbs. in the Medium and Large 1 and Medium and Large 1-2 frame and muscle classifications, including all comment cattle except Brahman X. Heifer values are in parentheses.



*Graph is updated the first Monday of each month. Axis value ranges may be updated to reflect data points.

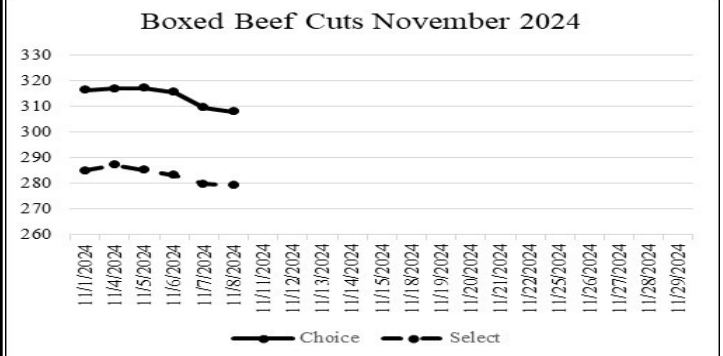
MISSOURI WEEKLY CATTLE AUCTION SUMMARY

Total Receipts: 22,960 Week Ago: 29,336 Year Ago: 41,340

Compared to last week, feeder steers and heifers sold mostly from steady to 5.00 higher. The supply this week was light to moderate and the trend was influenced somewhat from northern sales a bit more than typical. Sales in the south were limited this week due to the heavy rains and historic flooding that occurred late last week which caused a lot of transportation complications. Offerings at many barns was not what was expected as producers just weren't able to get livestock to town delaying the marketing prior to Thanksgiving which is typically a few weeks of bigger volume sales. As a result, several barns are expecting some longer hours this week with some high-quality cattle in the offerings. Temperatures continue to be above average, and swings are still making it difficult to keep calves without good health programs healthy and discounts for those still remain. A few special replacement cow sales this week saw several young bred cows and heifers passing the 3K mark this week. A few stick-out sales this week included a 23 head of 503 lb. steers at South Central Regional Stockyards that sold for 339.00. A package of 18 head of 602 lb. steers at Green City Livestock Market sold for 298.00, as well as a full load of 739 lb. steers for 273.00. Lolli Brothers Livestock Market sold a load of 821 lb. steers for 264.85. Unionville Livestock Market Sold two loads of those reputation heavy 8 weight steers for 254.00 and 256.75. A few heifer sales that stuck out this week included 17 head of 503 lb. heifers at South Central Regional Stockyards which brough 291.00. A load of 690 lb. heifers at New Cambria Livestock Auction sold for 265.00. Lolli Brothers Livestock Market has three loads of light 7 weight heifers that sold from 258.50-260.25 as well as a half load that brought 262.00. Boxed beef cutouts were lower for the week, Choice closed on Friday at 307.93, down 8.41 and Select closed at 279.19, down 5.84 compared to last Friday. Negotiated feedlot sales as of the Friday afternoon report totaled 37K head with trade waiting till very late in the week to develop and it being likely more sales took place after the report cutoff time. Sales were generally 2.00 to 4.00 lower this week. Live sales were reported mostly from 185.00-188.00, a few dressed sales at 294.00. The Missouri Stocker formula consists of 3476 head with a weighted average weight of 548.52 lbs. and a price value of 286.05, 6.02 higher than a week ago. The steer/heifer spread is 27.68 per cwt.

NATIONAL BOXED BEEF CUTOFF/BOXED BEEF CUTS

DATE	CHOICE	SELECT	TOTAL LOADS
11/4	316.91	287.16	103
11/5	317.21	285.24	142
11/6	315.59	283.20	131
11/7	309.46	279.72	179
11/8	307.93	279.19	151
5 Day Simple Average	313.42	282.90	



*Axis value ranges may be updated to reflect data points.

WEEKLY LIVESTOCK SLAUGHTER 11/09/24

	CATTLE	HOGS	SHEEP
Week to Date:	619,000	2,605,000	37,000
Last Week:	615,000	2,653,000	33,000
Last Year:	622,952	2,578,378	39,578

The Weekly Market Summary, as well as historical summaries, are available on our website <https://agmarketnews.mo.gov/summaries>
 Market News Hotline: 1-573-522-9244
 Check out the latest updates on our YouTube Channel: [MDA Market News](https://www.youtube.com/channel/UCMjKjKjKjKjKjKjKjKjKjKj)

SOUTHWEST MISSOURI WEEKLY SUMMARY

(Joplin and Springfield)

Receipts: 7,793 Week ago: 9,849 Year Ago: 10,495
Compared to last week, steers and heifers uneven from 10.00 lower to 5.00 higher. Slaughter cows and bulls steady to 4.00 lower.

FEEDER STEERS:

Medium and Large 1

Table with 2 columns: Weight ranges (300-400 lbs to 900-1000 lbs) and prices (327.50-345.00 to 233.50-246.00).

FEEDER HEIFERS:

Medium and Large 1

Table with 2 columns: Weight ranges (300-400 lbs to 800-900 lbs) and prices (285.00-305.00 to 220.00-226.50).

FEEDER HOLSTEIN STEERS

Large 3

Scarce

Scarce

SLAUGHTER COWS: Breaking and Boning (70-85% lean) 108.00-123.00; high dressing 121.00-135.00; low dressing 91.00-110.00. Lean (85-90%) 99.00-116.00

SLAUGHTER BULLS: Yield Grade 1-2 1235-2150 lbs. 144.00-160.00; high dressing 158.00-173.50; low dressing 125.00-143.00

BRED COWS: Medium and Large 1 2-4 yrs 1050-1350 lbs 2nd/3rd stage 2800.00-3300.00; 2-8 yrs 1125-1250 lbs 2nd/3rd stage 2900.00-3000.00 per head. Medium and Large 1-2 2-4 yrs 1150-1200 lbs 1st to 3rd stage 2350.00-2800.00; 2-8 yrs 945-1425 lbs 2nd/3rd stage 1550.00-2650.00, 1st/2nd stage 1350.00-2575.00 per head

BRED HEIFERS: Medium and Large 1-2 <2 yrs 950-1000 lbs 2nd/3rd stage 2000.00-2900.00 per head

COW & CALF PAIRS: Medium and Large 1-2 5-8 yrs 1200 lbs with baby to 150 lb calves 2200.00-2700.00; 2-4 yrs 1000-1050 lbs with 150-300 lb calves 3200.00-3400.00; 2-8 yrs 1050-1415 lbs with 150-300 lb calves 1850.00-3000.00; 2-8 yrs 1100-1400 lbs with >300 lb calves 2500.00-2650.00 per pair

SOUTH CENTRAL MISSOURI WEEKLY SUMMARY

(West Plains, Phillipsburg)

Receipts: 2,202 Week ago: 5,144 Year Ago: 5,452
Compared to last week, early week feeders 4.00 lower to 4.00 higher on comparable sales. Late week feeders mostly 3.00 to 7.00 higher on the more attractive, weaned calves. Slaughter cows and bulls steady to 2.00 lower.

FEEDER STEERS:

Medium and Large 1

Table with 2 columns: Weight ranges (300-400 lbs to 15 hd 805 lbs) and prices (310.00-340.00 to 244.00).

FEEDER HEIFERS:

Medium and Large 1

Table with 2 columns: Weight ranges (Pkg 376 lbs to 600-700 lbs) and prices (293.00 to 239.00-240.00).

FEEDER HOLSTEIN STEERS:

Large 3

Scarce

Scarce

SLAUGHTER COWS: Breaking and Boning (70-85% lean) 106.00-124.00, high dressing 119.50-135.00; low dressing 97.00-114.00. Lean (85-90%) 102.00-117.50

SLAUGHTER BULLS: Yield Grade 1-2 1300-2590 lbs. 140.00-161.00; high dressing 166.00-174.00; low dressing 116.50-142.00

BRED COWS: Medium and Large 1-2 2-8 yrs 1110-1590 lbs 2nd/3rd stage 1800.00-2350.00 per head

BRED HEIFERS: Medium and Large 1-2 <2 yrs 975-1025 lbs 1st to 3rd stage 1700.00-1725.00 per head

COW & CALF PAIRS: Medium and Large 1-2 2-8 yrs 1000-1217 lbs with 150 to >300 lb calves 2200.00-2475.00 per pair

WEST CENTRAL MISSOURI WEEKLY SUMMARY

(Kingsville, Windsor, Butler)

Receipts: 2,272 Week ago: 5,012 Year ago: 8,161
Compared to last week, steer and heifer calves unevenly steady and yearlings steady. Slaughter cows and bulls steady.

FEEDER STEERS:

Medium and Large 1

Table with 2 columns: Weight ranges (350-400 lbs to 13 hd 843 lbs) and prices (339.00-383.00 to 250.00).

FEEDER HEIFERS:

Medium and Large 1

Table with 2 columns: Weight ranges (300-400 lbs to 700-800 lbs) and prices (304.00-345.00 to 237.50-253.50).

SLAUGHTER BULLS: Yield Grade 1-2 1285-2240 lbs 143.00-160.00; high dressing 160.00-170.00; low dressing 120.00-143.50

SLAUGHTER COWS: Breaking and Boning (70-85% lean) 107.00-127.00, high dressing 121.00-135.00; low dressing 93.00-110.00. Lean (85-90%) 90.00-110.00

BRED COWS: Scarce

COW & CALF PAIRS: Scarce

NORTHEAST MISSOURI WEEKLY SUMMARY

(Bowling Green, Kingdom City, Palmyra)

Receipts: 4,374 Week ago: 3,233 Year ago: 6,294
Compared to last week, steers under 550 lbs firm to higher undertone, 550-600 lbs 5.00 to 8.00 higher, over 660 lbs steady to 5.00 higher. Heifers under 600 lbs steady to firm, over 600 lbs 2.00 to 5.00 higher. Slaughter cows steady.

FEEDER STEERS:

Medium and Large 1

Table with 2 columns: Weight ranges (400-500 lbs to Pkg 800 lbs) and prices (329.00-348.00 to 251.50).

FEEDER HEIFERS:

Medium and Large 1

Table with 2 columns: Weight ranges (400-500 lbs to 700-800 lbs) and prices (276.00-297.00 to 243.00-250.00).

SLAUGHTER BULLS: Yield Grade 1-2 1380-2305 lbs 147.50-159.00; high dressing 160.00-164.00; low dressing couple 142.00

SLAUGHTER COWS: Breaking and Boning, (70-85% lean) 117.00-127.00; high dressing 127.00-136.00; low dressing 105.00-119.00. Lean (85-90%) 108.00-119.00

SLAUGHTER STEERS: Choice 2-3 182.00-192.00. Select and Choice 1-3 182.00-184.00. Select and Choice 2-3 179.00-182.00.

SLAUGHTER HEIFERS: Choice 2-3 182.00-187.00. Select and Choice 2-3 178.00-181.50. Select 2-3 170.00-171.00.

BRED COWS: Medium and Large 1 2-8 yrs 1112-1432 lbs 2nd/3rd stage 2525.00-2950.00. Medium and Large 1-2 2-8 yrs 1005-1425 lbs 2nd/3rd stage 2050.00-2675.00 per head

COW/CALF PAIRS: Medium and Large 1 2-8 yrs 1100-1350 lbs with 150-300 lb calves 3300.00-3750.00 per pair

NORTH CENTRAL MISSOURI WEEKLY SUMMARY

(Macon, Unionville, Green City, New Cambria)

Receipts: 3,942 Week ago: 1,970 Year ago: 3,569
Compared to the most recent sales, feeders mostly steady to firm comparable sales. Slaughter cows steady to 3.00 higher.
*Some sale barns on a bi-weekly schedule and may not have a sale each week.

FEEDER STEERS:

Medium and Large 1

Table with 2 columns: Weight ranges (400-500 lbs to 800-900 lbs) and prices (316.00-350.00 to 249.50-259.25).

FEEDER HEIFERS:

Medium and Large 1

Table with 2 columns: Weight ranges (350-400 lbs to 700-800 lbs) and prices (320.00-328.00 to 238.50-263.00).

SLAUGHTER BULLS: Yield Grade 1-2 1500-2475 lbs 136.00-164.00; high dressing ind 162.50; low dressing 133.50-144.00

SLAUGHTER COWS: Breaking and Boning (70-85% lean) 107.00-127.00; high dressing 125.50-132.00; low dressing 101.00-114.00. Lean (85-90%) 94.00-116.00

BRED COWS: Medium and Large 1-2 5-8 yrs 1215-1300 lbs 2nd stage 2300.00-2525.00 per head

BRED HEIFERS: Scarce

SOUTHEAST MISSOURI WEEKLY SUMMARY

(Jackson and Farmington)

Receipts: 765 Week ago: 1,392 Year ago: 1,621
 Compared to last week, steers and heifers uneven from 4.00 lower to 16.00 higher. Slaughter cows steady to 2.00 lower. Slaughter bulls steady.

FEEDER STEERS:
 Medium and Large 1

350-400 lbs. 289.00-316.00
 400-500 lbs. 271.00-310.00
 500-600 lbs. 260.00-289.00
 600-700 lbs. 240.00-278.00
 700-800 lbs. 230.00-250.00
 800-900 lbs. 220.00-240.00

FEEDER HEIFERS:
 Medium and Large 1

300-400 lbs. 258.00-285.00
 400-500 lbs. 245.00-290.00
 500-600 lbs. 235.00-270.00
 600-700 lbs. 225.00-246.00
 700-750 lbs. 210.00-220.00

SLAUGHTER BULLS: Yield Grade 1-2 1285-2180 lbs 125.00-144.00, high dressing 145.00-150.00

SLAUGHTER COWS: Breaking and Boning (75-85% lean) 1030.0-115.00; high dressing 115.00-137.00. Lean (85-90% lean) 80.00-102.00

BRED COWS: Scarce

COW & CALF PAIRS: Scarce

EAST CENTRAL MISSOURI WEEKLY SUMMARY

(Cuba, Vienna)

Receipts: 707 Week Ago: 1,408 Year ago: 4,003
 Compared to two weeks ago, steers under 550 lbs 4.00 to 8.00 higher, over 550 lbs steady. Heifers steady. Slaughter cows steady to 2.00 lower, compared to last week.

FEEDER STEERS:
 Medium and Large 1

400-500 lbs. 315.00-342.00
 500-600 lbs. 277.00-303.00
 650-700 lbs. 262.00-271.00
 Pkg 800 lbs. 246.00

FEEDER HEIFERS:
 Medium and Large 1

Pkg 391 lbs. 322.00
 400-500 lbs. 284.00-299.00
 500-600 lbs. 262.00-280.00
 600-700 lbs. 244.00-250.00

SLAUGHTER BULLS: Yield Grade 1-2 1470-1895 lbs couple 142.00; low dressing ind 125.00

SLAUGHTER COWS: Breaking and Boning, (70-85% lean) 109.00-120.00; high dressing 121.00-125.00. Lean (85-90%) 102.00-104.50

BRED COWS: Scarce

COW & CALF PAIRS: Scarce

NORTHWEST MISSOURI WEEKLY SUMMARY

(Tina)

Receipts: 905 Week Ago: 1,328 Year Ago: 1,745
 Compared to last week, steers and heifers mostly steady to 5.00 lower in some spots. Slaughter cows and bulls steady to 3.00 lower.

FEEDER STEERS:
 Medium and Large 1

300-400 lbs. 330.00-340.00
 400-500 lbs. 311.00-320.00
 500-550 lbs. 295.50-307.50
 Pkg 622 lbs. 295.00
 Pkg 826 lbs. 249.25

FEEDER HEIFERS:
 Medium and Large 1

400-500 lbs. 292.00-293.00
 17 hd 503 lbs. 291.00
 600-700 lbs. 248.50
 10 hd 705 lbs. 228.75
 62 hd 880 lbs.

SLAUGHTER BULLS: Yield Grade 1-2 1167-2295 lbs 147.00-166.50; few low dressing 138.00-143.00

SLAUGHTER COWS: Breaking and Boning, (70-85% lean) 107.50-128.50; high dressing 125.00-136.50 low dressing 92.50-120.00. Lean (85-90%) 102.50-115.00

BRED COWS: Large 1 2-8 yrs 1226-1725 lbs 2nd/3rd stage registered 2400.00-3375.00 per head.
BRED HEIFERS: Medium and Large 1 <2 yrs 978-1093 lbs 1st to 3rd stage registered 2650.00-3100.00 per head

COW/CALF PAIRS: Scarce

AFTERNOON NATIONAL SLAUGHTER CATTLE REVIEW

Thus far for Friday in the Southern Plains negotiated cash trade has been light on light demand. Compared to last week, a few live FOB purchases have traded 3.00 lower at 187.00. In Nebraska negotiated cash trade has been light to moderate on moderate demand. Compared to last week, a few live FOB purchases traded 2.00-4.00 lower from 186.00-188.00. Not enough dressed purchases for a market trend. Last week dressed delivered purchases traded from 296.00-298.00. In the Western Cornbelt negotiated cash trade has been light on light demand. A few live FOB purchases traded from 185.00-186.00, however, not enough purchases live or dressed purchases for a market trend. Last week live FOB purchases traded at 190.00 and dressed delivered purchases traded from 296.00-298.00.

Negotiated Cash Sales:					
Confirmed:	20,465	Week Ago:	2,465	Year Ago:	5,834
Week to date:	37,020	Week Ago:	86,340	Year Ago:	47,311

Live Basis	Steers	Heifers
Over 80% Choice	185.00-188.00, avg 185.88	185.00-188.00, avg 186.8
65-80% Choice	187.00-188.00, avg 187.40	186.00-187.50, avg 187.13
35-65% Choice	187.00	-
0-35% Choice	-	-
Total All Grades	185.00-188.00, avg 186.13	185.00-188.00, avg 186.92
Dressed Basis		
Over 80% Choice	290.00-298.00, avg 291.53	294.00
65-80% Choice	-	-
35-65% Choice	-	-
0-35% Choice	-	-
Total All Grades	290.00-298.00, avg 291.53	294.00

All Beef Type Steers/Heifers	Head	Avg Wt	Price Range	Wtd Avg
Live FOB	16,081	1,457.2	183.00-188.00	186.37
Live Del	108	1,438.4	185.00-187.00	186.27
Dressed Del	3,888	947.6	290.00-298.00	293.29
Dressed FOB	280	967.3	292.00-293.00	292.73

WEEKLY COMMODITY FUTURES TRENDS

Compared to last week, Live Cattle 0.23 to 2.22 lower, except Aug 0.82 higher, Lean Hogs Dec and Feb 1.20 to 3.87 lower, others 0.32 to 0.58 higher, Feeder Cattle 1.02 to 1.78 lower.

Daily Futures Closes

	Mon.	Tues.	Wed.	Thu.	Fri.
Cattle					
Dec	185.07	184.77	185.40	185.82	183.70
Feb	185.92	185.95	186.72	187.42	185.30
Apr	186.87	187.00	187.80	188.25	186.52
Jun	180.67	180.87	181.77	182.57	181.07
Aug	178.25	178.65	179.77	180.77	179.62
Lean Hogs					
Dec	83.22	81.12	82.12	81.20	80.42
Feb	85.32	84.50	85.15	85.30	84.82
Apr	88.60	88.10	88.72	89.17	89.25
May	91.52	91.05	91.60	91.95	92.02
Jun	98.05	97.80	98.17	98.57	89.90
Fdr Cat					
Nov	246.35	246.15	247.70	247.65	245.42
Jan	242.42	242.35	244.02	244.32	241.42
Mar	240.25	240.50	241.75	242.25	239.37
Apr	241.17	241.22	242.40	243.15	240.55
May	241.42	241.40	242.55	243.40	241.15
Milk					
Nov	20.08	19.94	19.94	20.13	20.03
Dec	19.39	19.19	19.02	19.23	19.07
Jan	19.51	19.29	19.13	19.29	19.13

WEEKLY COMMODITY GRAIN FUTURES TRENDS

Compared to last week, Soybeans 0.30 to 0.37 higher, Wheat uneven from 0.02 lower to 0.04 higher, Corn 0.09 to 0.17 higher, KC Wheat 0.02 to 0.05 lower, Soybean Meal steady to 1.00 higher.

Daily Grain Futures Closes

	Mon.	Tues.	Wed.	Thu.	Fri.
Soybeans					
Nov	987 1/4	993 3/4	994 1/2	1015 1/2	1016 3/4
Jan	997 1/4	1001 3/4	1003 3/4	1026 1/4	1030 1/4
Mar	1011 3/4	1014 3/4	1014 3/4	1037 1/2	1043 1/2
May	1028 1/4	1030 1/2	1029 1/4	1050 3/4	1056 3/4
Jul	1041 1/2	1043 1/4	1042	1062 1/4	1068 1/4
Wheat					
Dec	568 3/4	572 1/2	573 1/4	571 1/2	572 1/2
Mar	587 1/2	591	591	589	587 1/2
May	598 3/4	601 3/4	601 1/4	599	597 3/4
Jul	604 1/2	607 3/4	607	605 1/2	605
Sep	616	619 1/4	618 1/2	617	617
Corn					
Dec	416 1/2	418 1/2	426 1/4	427 1/2	431
Mar	430	432	439	440 1/2	444 1/4
May	437 1/4	439	445 3/4	447 3/4	451 1/2
Jul	442 1/4	443 1/2	449 1/2	451 1/2	455
Sep	436 1/4	437 1/2	441 3/4	443	456 3/4
KC Wheat					
Dec	571	576 3/4	574	569	564 1/4
Mar	583 3/4	589	585 3/4	581 1/2	577 1/2
May	593 1/4	598 1/2	595	590 3/4	587
Jul	601 3/4	606 3/4	603	598 3/4	595 1/2
Sep	612 1/2	617 1/4	613 3/4	609 3/4	607
SB Meal					
Dec	299.60	299.50	298.40	298.50	296.20
Jan	300.20	300.60	299.00	300.20	298.10
Mar	302.90	303.30	301.50	303.10	301.20
May	306.70	307.00	305.20	306.60	304.80
Jul	311.10	311.30	309.70	310.80	308.90

MISSOURI GRAIN WEEKLY TRENDS

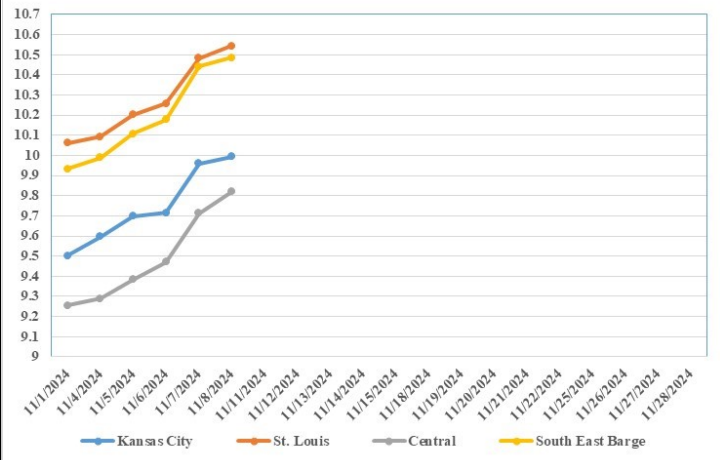
Compared to last week, Soybeans 0.34 to 0.64 higher, Wheat 0.05 to 0.20 higher, Corn 0.16 to 0.33 higher, Sorghum: no trend due to lack of bids.

Area	#1 Soybeans	#2 Soft Wheat	#2 Corn	#2 Grain Sorghum
<u>Kansas City</u>				
Friday**	9.18-9.99	—	3.70-3.95	—
Monday	9.22-10.02	5.39	3.72-3.97	—
Tuesday	9.29-10.07	5.48	3.74-4.14	—
Wednesday	9.29-10.08	5.48	3.91-4.21	—
Thursday	9.51-10.31	5.47	3.83-4.23	—
Friday	9.52-10.35	5.48	3.86-4.26	—
<u>St. Louis</u>				
Friday**	10.05-10.08	5.68-5.83	4.22-4.25	4.65
Monday	10.03-10.15	5.84	4.26-4.35	4.67
Tuesday	10.19-10.22	5.85-5.88	4.36-4.39	4.69
Wednesday	10.23-10.27	5.88	4.47	4.76
Thursday	10.47-10.49	5.87	4.48-4.52	4.53
Friday	10.54	5.88	4.55	4.56
<u>Central</u>				
Friday**	9.19-9.29	5.18	3.70-3.75	—
Monday	9.22-9.32	5.19	3.72-3.82	—
Tuesday	9.32-9.47	5.23	3.79-3.89	—
Wednesday	9.33-9.58	5.23	3.86-3.96	—
Thursday	9.61-9.81	5.22-5.32	3.88-3.98	—
Friday	9.75-9.85	5.23-5.33	3.91-4.01	—
<u>S.E. MO</u>				
Friday**	9.93-9.94	—	4.15-4.32	—
Monday	9.97-10.02	—	4.32-4.34	—
Tuesday	10.06-10.17	—	4.29-4.39	—
Wednesday	10.13-10.23	—	4.40-4.51	—
Thursday	10.39-10.51	—	4.43-4.53	—
Friday	10.44-10.55	—	4.48-4.56	—

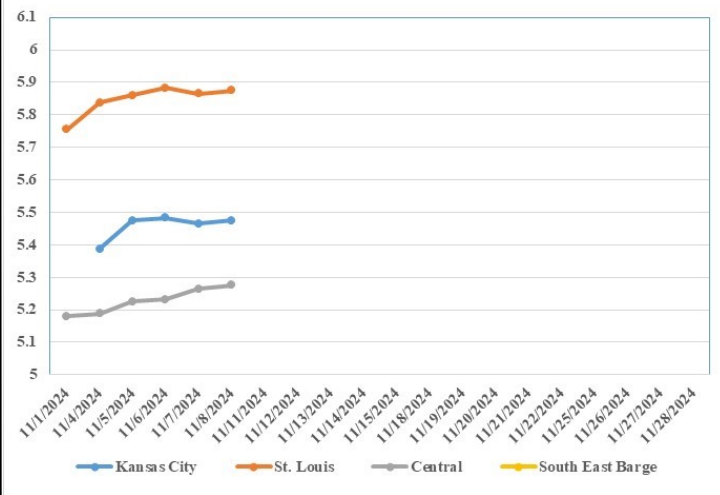
(PRICES PER BUSHEL) *NEW CROP **PREVIOUS WEEK'S PRICES
*Bids calculated using Kansas City, St. Louis, and St. Joseph bids

MONTHLY GRAIN CROP

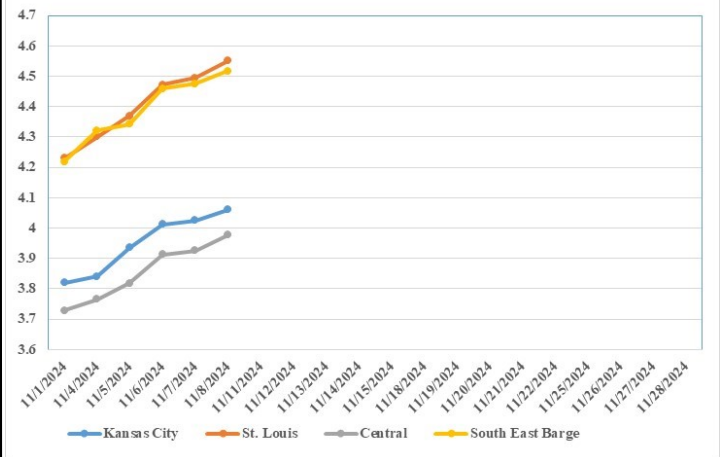
November 2024 Soybean Bids



November 2024 Wheat Bids



November 2024 Corn Bids



*Axis value ranges may be updated to reflect data points.
Only dates in which markets are trading and only current cash bids are represented.

**WHOLESALE FEEDSTUFFS PRICES
(DOLLARS PER TON-BULK BASIS)**

Area	Soybean Hulls Pellets	Soybean Meal 46.5-48%	Corn Gluten Pellets 21%	Wheat Middlings
Kansas City	n/a	313.50	200.00	167.67
St. Louis	n/a	n/a	189.00	160.00

MISSOURI CROP PROGRESS AND CONDITION

There were 4.8 days suitable for fieldwork in the week ending November 3, 2024. Statewide, the average temperature was 60.1 degrees, 7.5 degrees above normal. Precipitation averaged 1.79 inches, 0.69 inches above normal. Topsoil moisture supply was rated 8 percent very short, 27 percent short, 63 percent adequate, and 2 percent surplus. Subsoil moisture supply was rated 17 percent very short, 35 percent short, 47 percent adequate, and 1 percent surplus. Corn harvested for grain reached 91 percent, compared to the 5-year average of 83 percent. Soybeans harvested reached 86 percent, compared to the 5-year average of 69 percent. Cotton harvested reached 84 percent, compared to the 5-year average of 66 percent. Winter wheat planted reached 79 percent, compared to the 5-year average of 68 percent. Winter wheat emerged reached 44 percent, compared to the 5-year average of 45 percent. Winter wheat condition was rated 1 percent very poor, 5 percent poor, 33 percent fair, 56 percent good, and 5 percent excellent.

	Week Ending			
	11/3/24	10/27/24	11/3/23	5 yr avg
Corn Harvested	91	86	88	83
Soybeans Harvested	86	75	81	69
Cotton Harvested	84	68	83	66
Winter Wheat Planted	79	59	75	68
Winter Wheat Emerged	44	26	50	45

MISSOURI WEEKLY HAY SUMMARY

From one extreme to the other, Drought conditions were replaced by heavy rains and extreme flooding in much of the southern half of the state. In the south-central region of the state rain amounts of over 12 inches were reported in relatively short time frame. Several major roads were closed temporarily with several secondary roads and county roads seeing a lot of damage that will have to be repaired. The one positive is that some grass is already greening and growing ever so slightly as there has yet to be a killing frost and temperatures have been above normal. Hay prices are fully steady. The supply of hay is moderate to heavy, and demand is light. The Missouri Department of Agriculture has a hay directory at <https://apps.mda.mo.gov/haydirectory> or visit the University of Missouri Extension feed stuff finder at <https://feedstufffinder.org>

- Alfalfa - Supreme 250.00-300.00, small square 8.00-12.00 per bale
- Alfalfa - Premium 200.00-250.00
- Alfalfa - Good 150.00-200.00, small square 5.00-10.00 per bale
- Alfalfa - Fair 125.00-150.00
- Mixed grass - Good/Premium 150.00-200.00
- Mixed grass-Fair/Good 100.00-150.00, small square 3.50-8.00 per bale
- Mixed grass - Fair 30.00-60.00 per large round bale
- Corn Stalks - 35.00 per large round bale
- Wheat straw - 4.00-7.00 per small square bale

MISSOURI WEEKLY SHEEP/GOAT AUCTION SUMMARY

Receipts: 1,345 Week Ago: 3,498 Last Year: 2,363
SHEEP: Feeder lambs Small and Medium 1-2 hair 30-40 lbs 265.00-277.50, thin 152.50; 40-50 lbs 245.00-290.00, thin 160.00-180.00; pkg 61 lbs 285.00.
 Slaughter lambs Choice and Prime 1-3 pkg 88 lbs 192.50. Choice and Prime 1-3 hair 50-70 lbs 252.50-290.00, fancy 302.00-312.50; 70-80 lbs 230.00-255.00; 80-90 lbs 202.50-230.00; 95-110 lbs 170.00-192.50. Choice 1-3 hair 50-70 lbs 227.50-262.50; 70-80 lbs 217.50-225.00; 80-90 lbs 182.50-195.00. Good 1-2 hair 55-80 lbs 205.00-210.00; pkg 90 lbs 150.00.
 Slaughter ewes Good 2-3 pkg 151 lbs 102.50. Good 2-3 hair 90-170 lbs 90.00-105.00. Utility and Good 1-3 80-190 lbs 72.50-95.00. Cull and Utility 1-2 hair 85-90 lbs 55.00-72.50.
 Slaughter bucks 1-2 hair 110-210 lbs 102.50-130.00.
 Replacement ewes Small and Medium 1-2 2-4 yrs 108 lbs exp 112.50.
 Families Small and Medium 1-2 4-6 yrs 95 lbs exp with baby lambs 140.00 per family.

GOATS: Feeder kids Selection 1 35-50 lbs 300.00-315.00. Selection 2 pkg 28 lbs 220.00; 30-40 lbs 262.50-275.00; 40 lbs 202.50-225.00, pygmies 205.00. Selection 3 25-40 lbs pygmies 107.50-155.00; pkg 40 lbs 157.50; 40-50 lbs pygmies 115.00-180.00.
 Wether kids Selection 1 pkg 65 lbs 300.00. Selection 2 pkg 48 lbs 260.00. Slaughter kids Selection 1 50 lbs 307.50-327.50; 60-70 lbs 275.00-317.50. Selection 2 50-95 lbs 240.00-270.00, pygmies 210.00. Selection 3 pkg 55 lbs pygmies 97.50; pkg 75 lbs 170.00.
 Slaughter nannies/does Selection 1-2 50-140 lbs 95.00-127.50, pygmies 95.00.
 Slaughter bucks/billies Selection 1-2 pkg 58 lbs thin 172.50; pkg 67 lbs pygmies 142.00; 120-135 lbs 155.00-185.00; 150-170 lbs 182.50-202.50. Wethers Selection 1-2 pkg 70 lbs 167.50; 80-90 lbs 232.50-257.50; 100-130 lbs 182.50-215.00. Wether kids Selection 1 55-65 lbs 300.00-320.00. Selection 2 pkg 68 lbs 230.00; pkg 85 lbs 252.50; 90-95 lbs 260.00-282.50.
 Replacement nannies/does Selection 1-2 1-2 yrs 60-70 lbs exp 192.50-222.50; pkg 90 lbs exp 140.00; 2-4 yrs 70-125 lbs exp 145.00-185.00.

Explanatory Notes: Stage - Represents estimated lambing/kidding period (Open, Exp=exposed, Bred, Fall = Sep-Nov, Win = Dec-Feb, Spr = Mar-May, Sum=Jun-Aug; w/s = woolled and shorn; /hd= per head; /fam=per family All price CWT unless otherwise noted.

MISSOURI DROUGHT MONITOR

Date	None	D0	D1	D2	D3	D4
11/05/24	30.19	34.69	17.27	17.85	0	0
10/29/24	5.19	20.77	36.32	19.88	17.84	0
11/07/24	24.98	23.11	34.16	16.84	0.91	0

Reflects percentage of Missouri impacted by drought. D0 Abnormally Dry; D1 Moderate Drought; D2 Severe Drought; D3 Extreme Drought; D4 Exceptional Drought

NATIONAL DIRECT DELIVERED FEEDER PIG REPORT

11/1/24 Receipts: 138,263 Week ago: 103,201 Year Ago: 119,637
 Early weaned pigs 2.00 higher and feeder pigs steady.
 Cash 92,390 head 40.00-57.00, weighted average 50.50
 Formula 40,673 head 44.28-67.13, weighted average 53.92
 Feeder pigs 40 pounds basis:
 Cash 5,200 head 60.00-69.00, weighted average 69.00

NATIONAL DAILY DIRECT PRIOR DAY HOG REPORTS FOR 11/8/24

BARROWS AND GILTS (Carcass Basis): 1,740 head
 Base Carcass Price 77.00-87.00, average 85.07

SOWS (Live Basis): 7,180 head
 300-500 lbs. 25.00-79.00
 Over 500 lbs. 58.96-78.00

MISSOURI WEEKLY DIRECT SLAUGHTER CATTLE REPORT 11/08/24

Weekly Receipts: 400 Week ago: 120 Year ago: 280
 Trading as of Friday morning, flat dressed sales 4.00 lower and grid dressed sales inactive.

LIVE STEERS & HEIFERS: No sales reported
DRESSED STEERS & HEIFERS: Thu 10 loads flat 294.00

GRADE AND EIGHT (Grid): No sales reported

Please Note: The above volumes (tonnage, acres, and bales) listed are for confirmed trades only, it does not include estimated volume (tonnage) for bids or offers to the trade. List your hay for sale at: [Hay Listing Online Form](#). Explanation of Hay Quality Guidelines: [Hay Quality Designation Guidelines](#). Glossary of Terms: [Livestock, Poultry, & Grain Hay Terms](#)

Click here for the current [National Crop Progress](#)
 Click here for the current [Missouri Crop Progress](#)
 The current hay directory can be found at: [Hay Directory](#).