

# Weekly Market Summary

Published by:  
**Missouri Department of Agriculture**  
**Ag Business Development Division**  
**Market News Program**



Chris Chinn, Director  
 Jill Wood, Division Director  
 Tony Hancock, Editor  
<http://www.ams.usda.gov/marketnews.htm>  
[agmarketnews.mo.gov](http://www.ams.usda.gov/marketnews.htm)

Michael L. Parson, Governor

Volume XLIV, Number 46 ♦ P.O. Box 630, Jefferson City, MO 65102 ♦ (573) 751-4211 ♦ Mon, Nov 18, 2024

## MISSOURI WEEKLY FEEDER CATTLE WEIGHTED AVERAGE REPORT

Feeder Cattle Receipts: 28,856 Week ago: 17,403 Year ago: 24,409  
 Steers and Heifers Medium and Large 1—Weighted average weights and prices

### STEERS: Medium and Large 1

333 lbs. 365.18	523 lbs. 312.36	718 lbs. 263.56	913 lbs. 241.71
383 lbs. 355.75	576 lbs. 292.63	772 lbs. 257.87	970 lbs. 228.09
428 lbs. 344.43	624 lbs. 277.35	816 lbs. 255.85	1009 lbs. 220.00
476 lbs. 329.49	673 lbs. 267.59	875 lbs. 248.44	

### HEIFERS: Medium and Large 1

286 lbs. 347.80	473 lbs. 291.21	679 lbs. 251.70	874 lbs. 218.48
332 lbs. 322.10	523 lbs. 273.45	725 lbs. 246.56	905 lbs. 213.74
381 lbs. 314.61	573 lbs. 261.43	767 lbs. 235.13	975 lbs. 206.80
426 lbs. 299.81	625 lbs. 257.18	809 lbs. 224.22	1081 lbs. 206.00

## MISSOURI STEER (HEIFER) STOCKER FORMULA 11/18/2024

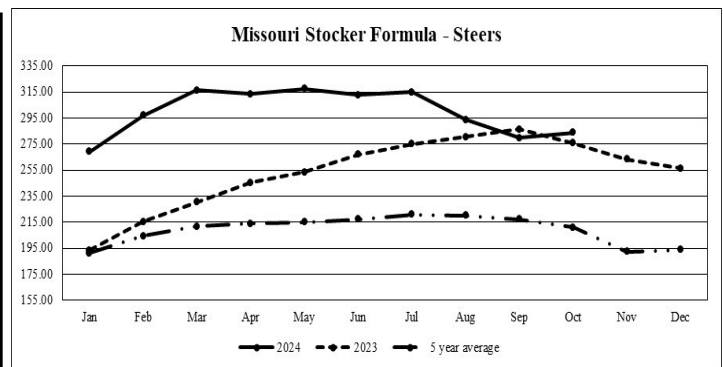
Monday's Missouri Stocker formula consists of **6397 (5330)** head with a weighted average weight of **550.66 (535.08)** lbs. and a price value of **290.75 (262.67)**, 4.70 higher (4.30 higher) than last week.

This a rolling seven day calculated weighted value which combines all Feeder Steers reported by MDA/USDA Market News Service weighing from 400-649 lbs. in the Medium and Large 1 and Medium and Large 1-2 frame and muscle classifications, including all comment cattle except Brahman X. Heifer values are in parentheses.

## MISSOURI WEEKLY CATTLE AUCTION SUMMARY

Total Receipts: 34,221 Week Ago: 22,960 Year Ago: 33,290

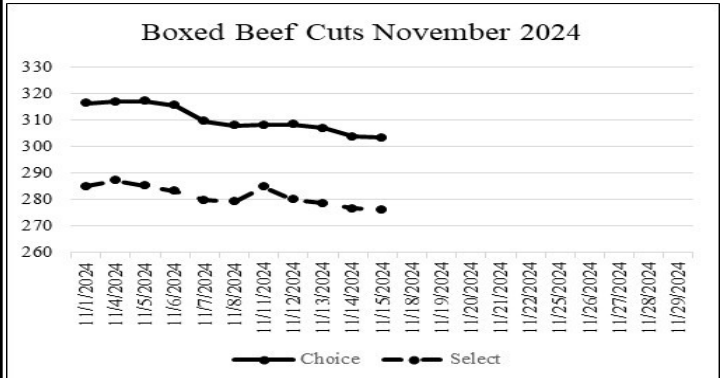
Compared to last week, feeder steers and heifers under 600 lbs. sold 5.00 to 10.00 higher with some spots as much as 20.00 higher on lighter weights with good health programs and suitable condition for grazing. Heavier weights over 600 lbs. sold steady to 5.00 higher. Moisture over the last couple of weeks in wheat growing areas have really improved moods and orders for grazers were abundant this week. Most buyers however want calves that can go straight out to pasture with out having to worry about holding them for a couple of weeks and playing vet dealing with health concerns. A more moderate supply of cattle this week following the disruptions to transportation that were still a concern early last week. A few stick-out sales this week included a 47 head of 506 lb. steers at Callaway Livestock Center that sold for 324.75. A load of 617 lb. steers at South Central Regional Stockyards that sold for 305.00. Joplin Regional Stockyards sold 105 head of 705 lb. steers for 284.00. MoKan Livestock Market sold 128 head of 801 lb. steers for 268.75. Lolli Brothers Livestock Market sold a load of 868 lb. steers for 256.25. A few stick out sales of heifers this week included 27 head of 599 lb. heifers at South Central Regional Stockyards for 315.00. Tina Livestock Market sold a load of 646 lb. heifers for 270.25 as well as a load of 725 lb. heifers for 260.00. Boxed beef cutouts continue to move lower. Choice closed on Friday at 303.34, down 4.59 and Select closed at 276.91, down 3.05 compared to last Friday. Negotiated feedlot sales as of the Friday afternoon report totaled just over 69K head as of the 2:00 report cutoff time. Sales were generally 2.00 to 4.00 lower this week. Live sales were reported mostly at 185.00 and dressed sales at 290.00. The Missouri Stocker formula consists of 6397 head with a weighted average weight of 550.66 lbs. and a price value of 290.75, 4.70 higher than a week ago. The steer/heifer spread is 28.08 per cwt.



\*Graph is updated the first Monday of each month. Axis value ranges may be updated to reflect data points.

## NATIONAL BOXED BEEF CUTOFF/BOXED BEEF CUTS

DATE	CHOICE	SELECT	TOTAL LOADS
11/11	308.21	281.84	126
11/12	308.27	279.92	123
11/13	306.94	278.66	134
11/14	303.80	276.66	212
11/15	303.34	276.14	115
5 Day Simple Average	306.11	279.24	



\*Axis value ranges may be updated to reflect data points.

## WEEKLY LIVESTOCK SLAUGHTER 11/16/24

	CATTLE	HOGS	SHEEP
Week to Date:	603,000	2,408,000	36,000
Last Week:	610,000	2,437,000	37,000
Last Year:	618,821	2,402,648	41,015

**SOUTHWEST MISSOURI WEEKLY SUMMARY**

(Joplin and Springfield)

Receipts: 10,322 Week ago: 7,793 Year Ago: 13,311  
Compared to last week, early week steers under 725 lbs 5.00 to 20.00 higher, over 725 lbs 8.00 lower to 3.00 higher and heifers steady to 10.00 higher. Late week feeders 5.00 to 15.00 higher. Slaughter cows steady to 3.00 higher.

**FEEDER STEERS:**  
Medium and Large 1

Table with 2 columns: Weight (300-400 lbs to 61 hd 1009 lbs) and Price (330.00-352.50 to 220.00)

**FEEDER HEIFERS:**  
Medium and Large 1

Table with 2 columns: Weight (300-400 lbs to 900-950 lbs) and Price (290.00-330.00 to 200.00-216.00)

**FEEDER HOLSTEIN STEERS**  
Large 3

Table with 2 columns: Weight (450-500 lbs to 800-900 lbs) and Price (194.00-209.00 to 170.00-185.00)

**SLAUGHTER COWS:** Breaking and Boning (70-85% lean) 108.00-123.00; high dressing 121.00-135.50; low dressing 90.00-113.50. Lean (85-90%) 100.00-117.00

**SLAUGHTER BULLS:** Yield Grade 1-2 1120-2415 lbs. 144.00-162.50; high dressing 158.00-187.50; low dressing 131.00-143.00

**BRED COWS:** Medium and Large 1 2-8 yrs 1037-1486 lbs 2nd/3rd stage 2100.00-3100.00, 1st stage 1950.00-2100.00; >8 yrs 1035-1330 lbs 2nd/3rd stage 2100.00-2200.00. Medium and Large 1-2 2-8 yrs 1036-1685 lbs 1st to 3rd stage 1500.00-2400.00 per head

**BRED HEIFERS:** Medium and Large 1 2-4 yrs 1135-1335 lbs 2nd/3rd stage 2500.00-2800.00. Medium and Large 1-2 2-4 yrs 953-1333 lbs 1st to 3rd stage 1750.00-2200.00 per head

**COW & CALF PAIRS:** Medium and Large 1 2-8 yrs 1270-1825 lbs some rebred 1st/2nd stage with 150 to >300 lb calves 3100.00-3500.00. Medium and Large 1-2 2-8 yrs 1090-1695 lbs some rebred 1st/2nd stage with 150 to >300 lb calves 2300.00-2800.00; >8 yrs 1090-1750 lbs with 150 to >300 lb calves 2100.00-2800.00; broken mouth cows 1250-1420 lbs with 150 to >300 lb calves 2000.00-2200.00 per pair

**SOUTH CENTRAL MISSOURI WEEKLY SUMMARY**

(West Plains, Phillipsburg)

Receipts: 5,050 Week ago: 2,202 Year Ago: 4,233  
Compared to last week, steers and heifers steady to 5.00 higher, spots up to 10.00 higher. Slaughter cows and bulls steady to 4.00 lower.

**FEEDER STEERS:**  
Medium and Large 1

Table with 2 columns: Weight (300-400 lbs to 21 hd 882 lbs) and Price (320.00-357.50 to 247.50)

**FEEDER HEIFERS:**  
Medium and Large 1

Table with 2 columns: Weight (300-400 lbs to 950-1000 lbs) and Price (288.00-313.00 to 191.50-194.00)

**FEEDER HOLSTEIN STEERS:**  
Large 3

Scarce

**SLAUGHTER COWS:** Breaking and Boning (70-85% lean) 105.00-120.00, high dressing 117.00-134.00; low dressing 91.00-108.00. Lean (85-90%) 99.00-113.50

**SLAUGHTER BULLS:** Yield Grade 1-2 1195-2400 lbs. 137.00-155.00; high dressing 152.50-185.00; low dressing 111.00-137.50

**BRED COWS:** Medium and Large 1-2 2-8 yrs 1099-1490 lbs 2nd/3rd stage 1800.00-2375.00.

**BRED HEIFERS** Medium and Large 1-2 <2 yrs 975-1100 lbs 1st to 3rd stage 1675.00-2100.00 per head

**COW & CALF PAIRS:** Medium and Large 1-2 2-8 yrs 1125-1330 lbs with 150-300 lb calves 2300.00-2400.00 per pair

**WEST CENTRAL MISSOURI WEEKLY SUMMARY**

(Kingsville, Windsor, Butler)

Receipts: 5,810 Week ago: 2,272 Year ago: 4,675  
Compared to last week, steer and heifers calves uneven form 10.00 lower to 5.00 higher and yearlings steady to 5.00 higher. Slaughter cows steady to 3.00 lower.

**FEEDER STEERS:**  
Medium and Large 1

Table with 2 columns: Weight (300-400 lbs to 800-850 lbs) and Price (379.00-401.00 to 259.50-265.75)

**FEEDER HEIFERS:**  
Medium and Large 1

Table with 2 columns: Weight (300-400 lbs to 850-900 lbs) and Price (339.50-355.00 to 195.00-215.00)

**SLAUGHTER BULLS:** Yield Grade 1-2 1525-2220 lbs 145.00-162.00; high dressing 164.00-172.00; low dressing 134.00-142.00

**SLAUGHTER COWS:** Breaking and Boning (70-85% lean) 107.00-123.50, high dressing 117.00-135.00; low dressing 95.00-114.00. Lean (85-90%) 93.50-109.00

**BRED COWS:** Medium and Large 1-2 5-8 yrs 1020-1470 lbs 2nd/3rd stage 112.00-136.00/CWT

**COW & CALF PAIRS:** Scarce

**NORTHEAST MISSOURI WEEKLY SUMMARY**

(Bowling Green, Kingdom City, Palmyra)

Receipts: 3,718 Week ago: 4,374 Year ago: 3,189  
Compared to last week, steers and heifers steady to 5.00 higher, spots up to 10.00 higher. Slaughter cows steady to 3.00 higher.

**FEEDER STEERS:**  
Medium and Large 1

Table with 2 columns: Weight (400-500 lbs to 800-900 lbs) and Price (307.00-356.00 to 244.00-245.60)

**FEEDER HEIFERS:**  
Medium and Large 1

Table with 2 columns: Weight (400-500 lbs to 700-800 lbs) and Price (287.00-314.00 to 239.00-248.00)

**SLAUGHTER BULLS:** Yield Grade 1-2 1290-2430 lbs 149.00-160.00; high dressing 161.00-170.00; low dressing 130.00-146.00.

**SLAUGHTER COWS:** Breaking and Boning (70-85% lean) 107.00-127.00; high dressing 119.00-139.00; low dressing 95.00-118.00. Lean (85-90%) 95.00-118.00.

**SLAUGHTER STEERS:** Choice 2 -3 183.00-186.00. Select 1-3 175.00-178.00.

**SLAUGHTER HEIFERS:** Choice 2-3 183.00-185.25. Choice 2-4 183.50-187.00. Select 1-2 175.00-177.00.

**BRED COWS:** Medium and Large 1-2 5-8 yrs 1422 lbs 2nd stage 2150.00; >5 yrs 1215 lbs 2nd stage 1750.00 per head

**COW/CALF PAIRS:** Scarce

**NORTH CENTRAL MISSOURI WEEKLY SUMMARY**

(Macon, Unionville, Green City, New Cambria)

Receipts: 3,631 Week ago: 3,942 Year ago: 3,420  
Compared to last week, feeders very uneven from 5.00 lower to 5.00 higher, with discounts on unweaned or short weaned calves. Slaughter cows steady to 3.00 lower.

\*Some sale barns on a bi-weekly schedule and may not have a sale each week.

**FEEDER STEERS:**  
Medium and Large 1

Table with 2 columns: Weight (400-500 lbs to 60 hd 919 lbs) and Price (315.00-351.00 to 253.00)

**FEEDER HEIFERS:**  
Medium and Large 1

Table with 2 columns: Weight (400-500 lbs to 700-750 lbs) and Price (285.00-326.00 to 251.00)

**SLAUGHTER BULLS:** Yield Grade 1-2 1350-2120 lbs 145.00-156.50; low dressing 136.00-144.00

**SLAUGHTER COWS:** Breaking and Boning (70-85% lean) 108.00-127.00; high dressing 122.00-133.50; low dressing 100.00-115.00. Lean (85-90%) 99.00-117.00

**BRED COWS:** Scarce

**COW/CALF PAIRS:** Medium and Large 1-2 5-8 yrs 1150-1250 lbs with 150-300 lb calves 3175.00-3200.00 per pair

**SOUTHEAST MISSOURI WEEKLY SUMMARY**

(Jackson and Farmington)

Receipts: 1,346 Week ago: 765 Year ago: 1,186  
Compared to last week, steers and heifers uneven from 5.00 lower to 11.00 higher. Slaughter cows and bulls steady to 2.00 lower.

**FEEDER STEERS:**  
Medium and Large 1

300-400 lbs.	287.50-322.00
400-500 lbs.	285.00-315.00
500-600 lbs.	256.00-293.00
600-700 lbs.	240.00-262.00
700-800 lbs.	220.00-257.00
800-900 lbs.	215.00-247.00

**FEEDER HEIFERS:**  
Medium and Large 1

300-400 lbs.	248.00-297.00
400-500 lbs.	240.00-285.00
500-600 lbs.	235.00-276.00
600-700 lbs.	217.00-244.00
700-800 lbs.	200.00-237.00
800-900 lbs.	195.00-238.00

**SLAUGHTER BULLS:** Yield Grade 1-2 1351-2145 lbs 120.00-143.50, high dressing 140.00-177.00

**SLAUGHTER COWS:** Breaking and Boning (75-85% lean) 104.00-115.00; high dressing 113.00-136.00. Lean (85-90% lean) 76.00-100.00

**BRED COWS:** Medium and Large 2 2-8 yrs 1100-1785 lbs 1st to 3rd stage 1500.00-1950.00 per head

**COW & CALF PAIRS:** Scarce

**EAST CENTRAL MISSOURI WEEKLY SUMMARY**

(Cuba, Vienna)

Receipts: 3,184 Week Ago: 707 Year ago: 2,562  
Compared to last week, steers and heifers mostly steady to firm, spots up to 10.00 higher on lightweight calves. Slaughter cows and bulls steady.

**FEEDER STEERS:**  
Medium and Large 1

300-400 lbs.	325.00-386.00
400-500 lbs.	312.50-352.00
500-600 lbs.	277.50-340.00
600-700 lbs.	256.00-305.00
700-800 lbs.	249.00-258.50

**FEEDER HEIFERS:**  
Medium and Large 1

300-400 lbs.	273.00-336.00
400-500 lbs.	273.50-316.00
500-600 lbs.	262.50-293.00
600-650 lbs.	249.50-261.00
700-750 lbs.	240.00-249.00

**SLAUGHTER BULLS:** Yield Grade 1-2 1457-2185 lbs 145.00-169.00; few high dressing 156.50-174.00; few low dressing 137.50-146.00.

**SLAUGHTER COWS:** Breaking and Boning, (70-85% lean) 107.00-131.50; high dressing 115.50-133.50; low dressing 93.00-125.00. Lean (85-90%) 82.00-108.00

**BRED COWS:** Medium and Large 1-2 couple 5-8 yrs 1242 lbs 2nd stage 2100.00 per head

**COW & CALF PAIRS:** Scarce

**NORTHWEST MISSOURI WEEKLY SUMMARY**

(Tina)

Receipts: 1,160 Week Ago: 905 Year Ago: 714  
Compared to last week, steers steady to 3.00 higher, heifers mostly 5.00 to 10.00 higher. Slaughter cows steady to 5.00 higher.

**FEEDER STEERS:**  
Medium and Large 1

500-600 lbs.	297.00-321.00	400-500 lbs.	296.00-309.00
Pkg 628 lbs.	286.00	500-600 lbs.	265.00-283.50
Lot 652 lbs.	272.50	78 hd 646 lbs.	270.25
Pkg 755 lbs.	256.00	Pkg 657 lbs.	255.00
52 hd 883 lbs.	241.25	700-750 lbs.	240.00-260.00

**FEEDER HEIFERS:**  
Medium and Large 1

**SLAUGHTER BULLS:** Yield Grade 1-2 1725-2210 lbs 150.50-167.50

**SLAUGHTER COWS:** Breaking and Boning, (70-85% lean) 115.00-129.50; high dressing 129.50-136.00 low dressing 110.00-112.00. Lean (85-90%) 100.00-113.50

**BRED COWS:** Scarce

**COW/CALF PAIRS:** Scarce

**AFTERNOON NATIONAL SLAUGHTER CATTLE REVIEW**

Thus far for Friday in in the Texas Panhandle negotiated cash trading has been light on light demand. Compared to the last reported market on Thursday, live FOB purchases traded steady at 185.00. In Kansas negotiated cash trading has been at a standstill. The last reported market was Thursday with live FOB purchases at 185.00. In Nebraska and the West-ern Cornbelt, negotiated cash trading has been limited on light demand. Not enough purchases for a market trend. In these regions, the last reported market was Thursday with live FOB purchases at 185.00 and dressed delivered purchases at 290.00.

Negotiated Cash Sales:					
Confirmed:	5,563	Week Ago:	20,465	Year Ago:	10,822
Week to date:	67,393	Week Ago:	37,020	Year Ago:	57,959

Live Basis	Steers	Heifers
Over 80% Choice	184.00-186.00, avg 185.43	184.00-185.00, avg 184.49
65-80% Choice	185.00-186.00, avg 185.35	185.00
35-65% Choice	185.00	-
0-35% Choice	-	-
Total All Grades	184.00-186.00, avg 185.39	184.00-185.00, avg 184.77
Dressed Basis		
Over 80% Choice	290.00	290.00
65-80% Choice	-	-
35-65% Choice	-	-
0-35% Choice	-	-
Total All Grades	290.00	290.00

All Beef Type Steers/Heifers	Head	Avg Wt	Price Range	Wtd Avg
Live FOB	4,975	1,460.6	183.00-186.00	184.81
Live Del	91	1,386.0	185.00-186.00	185.54
Dressed Del	446	925.7	288.00-290.00	289.93
Dressed FOB	-	-	-	-

**WEEKLY COMMODITY FUTURES TRENDS**

Compared to last week, Live Cattle Dec and Feb 0.05 to 0.75 lower, others 0.88 to 1.55 higher, Lean Hogs 0.70 to 2.35 lower, Feeder Cattle 5.68 to 6.28 higher.

Daily Futures Closes

	Mon.	Tues.	Wed.	Thu.	Fri.
Cattle					
Dec	183.70	184.40	184.02	182.95	182.95
Feb	185.37	186.12	186.07	185.10	185.25
Apr	186.75	187.70	187.67	186.92	187.40
Jun	181.25	182.42	182.57	181.80	182.62
Aug	179.82	180.92	181.15	180.15	180.97
Lean Hogs					
Dec	81.77	82.35	81.87	80.10	79.50
Feb	85.92	86.32	86.02	83.77	82.90
Apr	89.97	90.12	90.15	88.12	86.90
May	92.70	92.80	92.92	91.40	90.12
Jun	99.45	99.67	99.90	98.62	97.12
Fdr Cat					
Nov	246.15	246.82	246.47	247.62	251.10
Jan	242.25	243.57	243.65	243.20	247.22
Mar	240.05	241.72	242.20	241.72	245.65
Apr	241.32	243.12	243.70	243.00	246.52
May	242.17	244.05	244.82	243.85	246.90
Milk					
Nov	19.97	20.02	19.97	19.90	19.92
Dec	18.95	19.01	18.66	18.44	18.76
Jan	18.94	19.00	18.74	18.65	18.96

**WEEKLY COMMODITY GRAIN FUTURES TRENDS**

Compared to last week, Soybeans 0.32 to 0.35 lower, Wheat 0.33 to 0.36 lower, Corn 0.07 to 0.10 lower, KC Wheat 0.24 to 0.27 lower, Soybean Meal 5.60 to 7.30 lower.

**Daily Grain Futures Closes**

	Mon.	Tues.	Wed.	Thu.	Fri.
<b>Soybeans</b>					
Nov	1011 3/4	1003 1/2	1004 1/4	985 3/4	—
Jan	1022 1/4	1010 1/2	1007 3/4	987 1/2	998 1/2
Mar	1035 1/4	1022 1/4	1018 1/2	999 1/4	1008 3/4
May	1048 3/4	1035 1/4	1031 1/2	1013 1/4	1022
Jul	1060 1/4	1046 1/2	1043 1/2	1025 1/2	1034 1/4
<b>Wheat</b>					
Dec	565 1/2	552 1/4	541	530 1/4	536 1/2
Mar	580 1/2	567	556 1/2	548 1/4	554
May	590 1/2	576 3/4	566 1/2	557 1/2	562 3/4
Jul	598 1/4	584 3/4	574 1/4	565	570
Sep	611	597 3/4	587 1/2	578	583 1/2
<b>Corn</b>					
Dec	430	428 1/4	426 1/2	419	424
Mar	442 3/4	440 1/4	437 1/2	430 3/4	435 1/4
May	449 3/4	447 1/4	444 1/4	438 1/4	442 3/4
Jul	453	450 3/4	436 1/2	442 1/2	447
Sep	442 1/4	439 1/2	440 1/4	433 1/4	435 3/4
<b>KC Wheat</b>					
Dec	559 1/2	546 1/2	540 3/4	533	540
Mar	573	560 3/4	554 3/4	546 3/4	552 1/4
May	582 3/4	4570	564	555 1/4	560 1/4
Jul	591 1/2	579 1/4	573	564 1/4	569
Sep	603 3/4	592	586 1/4	577 1/4	582
<b>SB Meal</b>					
Dec	295.10	292.90	291.60	287.00	289.60
Jan	297.10	295.20	294.00	289.10	290.80
Mar	300.20	299.00	298.10	293.00	294.50
May	304.00	302.90	302.20	297.40	298.80
Jul	308.20	307.00	306.20	301.90	303.30

**MISSOURI GRAIN WEEKLY TRENDS**

Compared to last week, Soybeans 0.22 to 0.36 lower, Wheat 0.31 to 0.37 lower, Corn steady to 0.07 lower, Sorghum: no trend due to lack of recent bids.

Area	#1 Soybeans	#2 Soft Wheat	#2 Corn	#2 Grain Sorghum
<b>Kansas City</b>				
Friday**	9.52-10.35	5.48	3.86-4.26	—
Monday	9.47-10.22	5.41	3.85-4.25	4.30
Tuesday	9.39-10.11	5.27	3.84-4.24	4.29
Wednesday	9.39-10.07	5.16	3.81-4.21	4.26
Thursday	9.21-9.88	5.05	3.74-4.14	4.54
Friday	9.84-9.99	5.12	3.79-4.19	4.59
<b>St. Louis</b>				
Friday**	10.54	5.88	4.55	4.56
Monday	10.48-10.50	5.81	4.54-4.57	4.55
Tuesday	10.39-10.40	5.67-5.72	4.57-4.59	4.54
Wednesday	10.37-10.39	5.56-5.61	4.54-4.55	4.51
Thursday	10.16-10.18	5.45-5.50	4.46-4.47	4.44
Friday	10.30-10.31	5.52-5.57	4.51-4.52	—
<b>Central</b>				
Friday**	9.75-9.85	5.23-5.33	3.91-4.01	—
Monday	9.67-9.82	5.16-5.26	3.90-4.00	—
Tuesday	9.56-9.71	5.02-5.12	3.89-3.98	—
Wednesday	9.52-9.67	4.91-5.01	3.86-3.96	—
Thursday	9.43-9.48	4.80-4.90	3.84-3.89	—
Friday	9.54-9.59	4.87-4.97	3.89-3.94	—
<b>S.E. MO</b>				
Friday**	10.44-10.55	—	4.48-4.56	—
Monday	10.37-10.47	—	4.50-4.55	—
Tuesday	10.27-10.36	—	4.50-4.56	—
Wednesday	10.28-10.32	—	4.47-4.53	—
Thursday	10.08-10.10	—	4.40-4.46	—
Friday	10.14-10.23	—	4.44-4.51	—

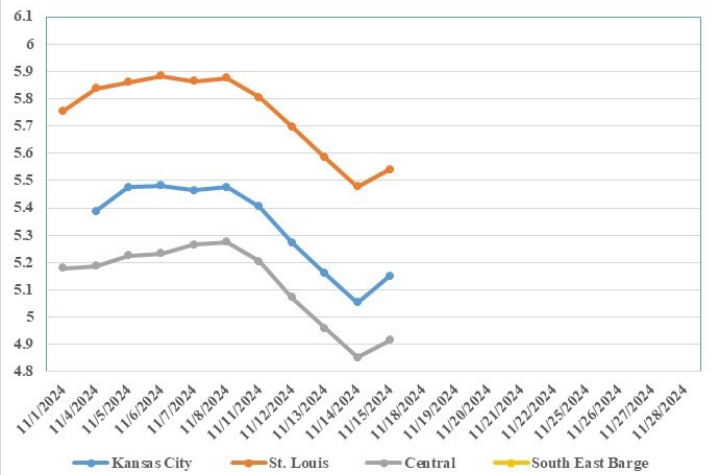
(PRICES PER BUSHEL) \*NEW CROP \*\*PREVIOUS WEEK'S PRICES  
\*Bids calculated using Kansas City, St. Louis, and St. Joseph bids

**MONTHLY GRAIN CROP**

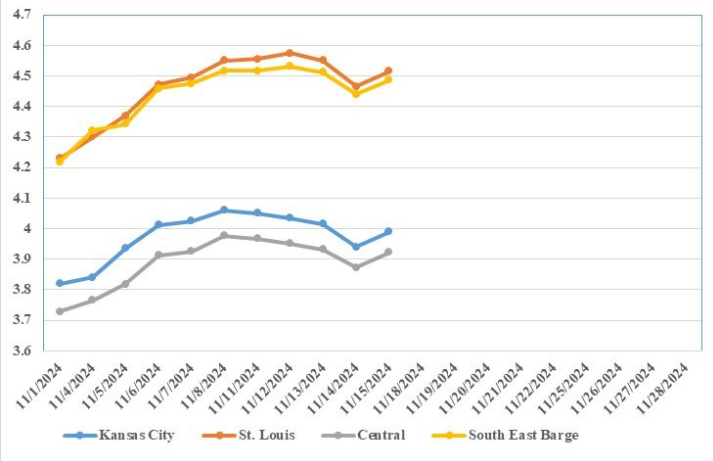
November 2024 Soybean Bids



November 2024 Wheat Bids



November 2024 Corn Bids



\*Axis value ranges may be updated to reflect data points.  
Only dates in which markets are trading and only current cash bids are represented.

**WHOLESALE FEEDSTUFFS PRICES  
(DOLLARS PER TON-BULK BASIS)**

Area	Soybean Hulls Pellets	Soybean Meal 46.5-48%	Corn Gluten Pellets 21%	Wheat Middlings
Kansas City	n/a	301.00	200.00	167.67
St. Louis	n/a	n/a	189.00	162.50



**MISSOURI CROP PROGRESS AND CONDITION**

There were 3.1 days suitable for fieldwork in the week ending November 10, 2024. Statewide, the average temperature was 55.4 degrees, 8.9 degrees above normal. Precipitation averaged 4.21 inches, 3.49 inches above normal. Topsoil moisture supply was rated 1 percent very short, 15 percent short, 80 percent adequate, and 4 percent surplus. Subsoil moisture supply was rated 7 percent very short, 29 percent short, and 64 percent adequate. Corn harvested for grain reached 93 percent, compared to the 5-year average of 90 percent. Soybeans harvested reached 90 percent, compared to the 5-year average of 81 percent. Cotton harvested reached 94 percent, compared to the 5-year average of 80 percent. Winter wheat planted reached 86 percent, compared to the 5-year average of 81 percent. Winter wheat emerged reached 64 percent, compared to the 5-year average of 61 percent. Winter wheat condition was rated 1 percent very poor, 3 percent poor, 22 percent fair, 68 percent good, and 6 percent excellent.

	Week Ending			
	11/10/24	11/3/24	11/10/23	5 yr avg
Corn Harvested	93	91	93	90
Soybeans Harvested	90	86	89	81
Cotton Harvested	94	84	90	80
Winter Wheat Planted	86	79	83	81
Winter Wheat Emerged	64	44	62	61

**MISSOURI WEEKLY HAY SUMMARY 11/15/24**

Many farmers in the south are now in clean up mode following the historic flooding in some areas. Fence repair is the most pressing task, but the removal of limbs and trash is also going to have to take place. Roads are being repaired but some are expected to take a significant amount of time and work. Even with the extreme rains other areas of the state are still dry. All of the western and northern parts of the state are still showing on the drought monitor accounting for 60 percent of the state. Hay prices are fully steady. The supply of hay is moderate to heavy, and demand is light. The Missouri Department of Agriculture has a hay directory at <https://apps.mda.mo.gov/haydirectory> or visit the University of Missouri Extension feed stuff finder at <https://feedstufffinder.org>

- Alfalfa - Supreme 250.00-300.00, small square 8.00-12.00 per bale
- Alfalfa - Premium 200.00-250.00
- Alfalfa - Good 150.00-200.00, small square 5.00-10.00 per bale
- Alfalfa - Fair 125.00-150.00
- Corn Stalks - 35.00 per large round bale
- Mixed grass - Good/Premium 125.00-200.00
- Mixed grass-Fair/Good 80.00-125.00, small square 3.50-8.00 per bale
- Mixed grass - Fair 30.00-60.00 per large round bale
- Wheat straw - 4.00-7.00 per small square bale

Please Note: The above volumes (tonnage, acres, and bales) listed are for confirmed trades only, it does not include estimated volume (tonnage) for bids or offers to the trade. List your hay for sale at: [Hay Listing Online Form](#). Explanation of Hay Quality Guidelines: [Hay Quality Designation Guidelines](#). Glossary of Terms: [Livestock, Poultry, & Grain Hay Terms](#)

**MISSOURI WEEKLY SHEEP/GOAT AUCTION SUMMARY**

Receipts: 1,232 Week Ago: 1,345 Last Year: 1,828  
**SHEEP:** Feeder lambs Medium and Large 1-2 pkg 25 lbs 200.00; pkg 37 lbs 235.00. Small and Medium 1 hair pkg 39 lbs 315.00; 40-50 lbs 290.00-295.00. Small and Medium 1-2 hair 30-50 lbs 265.00-290.00. Slaughter lambs Choice and Prime 1 hair 45-65 lbs 255.00-262.00. Choice and Prime 1-2 hair 40-60 lbs 235.00-260.00; 60-70 lbs 220.00-262.00; 80-90 lbs 175.00-200.00. Choice and Prime 1-3 hair 50-60 lbs 262.50-280.00; 60-70 lbs 235.00-255.00; 70-95 lbs 240.00-252.50. Choice 1-2 hair 55-95 lbs 215.00-255.00; 100-125 lbs 100.00-108.00. Slaughter ewes Utility and Good 2 65-190 lbs 92.00-127.00. Utility and Good 2-3 65-145 lbs 52.00-100.00. Utility 1-2 100-130 lbs 82.50-85.00. Slaughter bucks 1-2 100-190 lbs 100.00-125.00. Replacement ewes Medium and Large 1-2 1-2 yrs 85-165 lbs exp 125.00-175.00. Medium 1-2 1-2 pkg 75 lbs exp 137.00. Small and Medium 1-2 hair 2-4 yrs 55-75 lbs exp 155.00-170.00. Small and Medium 1-2 hair 2-4 yrs 118 lbs exp 150.00/hd; 4-6 yrs 98 exp 120.00/hd. Families Medium 2 1-2 yrs pkg 70 lbs 120.00-180.00/fam.

**GOATS:** Feeder kids Selection 1 pkg 35 lbs 237.00. Selection 1-2 25-45 lbs 175.00-220.00. Selection 2 20-30 lbs 135.00-147.00; 30-40 lbs 147.00-175.00. Selection 2 20-30 lbs pygmies 22.50-27.00; pkg 36 lbs 55.00. Slaughter kids Selection 1 50-70 lbs 275.00-295.00. Selection 1-2 40-85 lbs 205.00-275.00. Selection 2 40-80 lbs 130.00-250.00. Slaughter nannies/does Selection 1-2 55-155 lbs 100.00-125.00. Slaughter bucks/billies Selection 1-2 85-140 lbs 100.00-210.00. Replacement nannies/does Selection 1-2 1-2 yrs 70-85 lbs exp 120.00-140.00/hd. Selection 2 1-2 yrs 61 lbs exp 85.00/hd.

Explanatory Notes: Stage - Represents estimated lambing/kidding period (Open, Exp=exposed, Bred, Fall = Sep-Nov, Win = Dec-Feb, Spr = Mar-May, Sum=Jun-Aug; w/s = woolled and shorn; /hd= per head; /fam=per family All price CWT unless otherwise noted.

**MISSOURI DROUGHT MONITOR**

Date	None	D0	D1	D2	D3	D4
11/12/24	37.88	32.14	19.67	10.31	0	0
11/05/24	30.19	34.69	17.27	17.85	0	0
11/14/23	17.23	27.81	35.93	18.12	0.91	0

Reflects percentage of Missouri impacted by drought. D0 Abnormally Dry; D1 Moderate Drought; D2 Severe Drought; D3 Extreme Drought; D4 Exceptional Drought

**NATIONAL DIRECT DELIVERED FEEDER PIG REPORT**

11/15/24 Receipts: 101,132 Week ago: 138,263 Year Ago: 144,153  
 Early weaned pigs 1.00 higher and feeder pigs 5.00 higher.  
 Cash 55,858 head 40.00-59.00, weighted average 52.19  
 Formula 34,624 head 49.85-70.77, weighted average 58.74  
 Feeder pigs 40 pounds basis:  
 Cash 10,650 head 63.00-72.00, weighted average 69.35

**NATIONAL DAILY DIRECT PRIOR DAY HOG REPORTS FOR 11/15/24**

**BARROWS AND GILTS** (Carcass Basis): 2,666 head  
 Base Carcass Price 77.00-89.00, average 86.19

**SOWS (Live Basis):** 7,074 head  
 300-500 lbs. 24.00-78.00  
 Over 500 lbs. 63.00-75.57

**MISSOURI WEEKLY DIRECT SLAUGHTER CATTLE REPORT 11/15/24**

Weekly Receipts: 360 Week ago: 400 Year ago: 280  
 Trading as of Friday morning, flat dressed sales 4.00 to 6.00 lower and grid dressed sales no recent test.

**LIVE STEERS & HEIFERS:** DRESSED STEERS & HEIFERS:  
 No sales reported 3 loads Flat Wed 288.00; 4 loads Flat Thu 290.00

**GRADE AND EIGHT (Grid):** 1 loads 296.00

Click here for the current [National Crop Progress](#)  
 Click here for the current [Missouri Crop Progress](#)  
 The current hay directory can be found at: [Hay Directory](#).