

Weekly Market Summary

Published by:
Missouri Department of Agriculture
Ag Business Development Division
Market News Program



Chris Chinn, Director
 Jill Wood, Division Director
 Tony Hancock, Editor
[agmarketnews.mo.gov](http://www.ams.usda.gov/marketnews.htm)
<http://www.ams.usda.gov/marketnews.htm>

Michael L. Parson, Governor

Volume XLIV, Number 49 ♦ P.O. Box 630, Jefferson City, MO 65102 ♦ (573) 751-4211 ♦ Mon, Dec 09, 2024

MISSOURI WEEKLY FEEDER CATTLE WEIGHTED AVERAGE REPORT

Feeder Cattle Receipts: 45,378 Week ago: 26,375 Year ago: 43,388
 Steers and Heifers Medium and Large 1—Weighted average weights and prices

STEERS: Medium and Large 1

332 lbs. 393.17 527 lbs. 336.39 720 lbs. 272.05 929 lbs. 245.21
 375 lbs. 392.46 574 lbs. 318.31 771 lbs. 262.30 974 lbs. 233.01
 425 lbs. 370.86 625 lbs. 296.63 819 lbs. 261.73 1015 lbs. 228.01
 478 lbs. 363.18 671 lbs. 285.25 875 lbs. 251.30

HEIFERS: Medium and Large 1

281 lbs. 324.51 478 lbs. 313.08 671 lbs. 258.85 889 lbs. 224.86
 327 lbs. 333.30 525 lbs. 292.51 729 lbs. 252.63 912 lbs. 218.76
 375 lbs. 334.57 570 lbs. 278.71 775 lbs. 246.45 989 lbs. 206.62
 426 lbs. 322.09 622 lbs. 262.92 822 lbs. 236.86

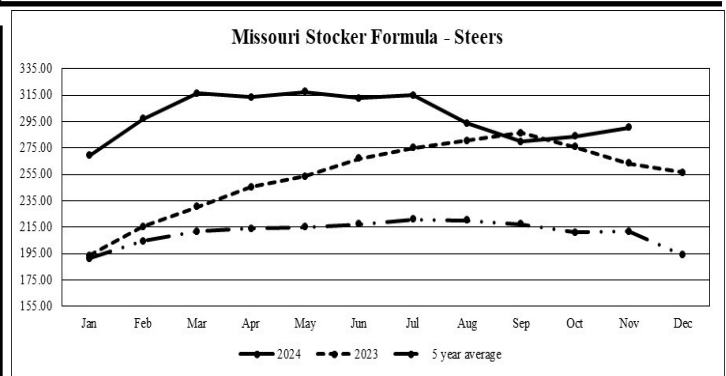
MISSOURI STEER (HEIFER) STOCKER FORMULA 12/09/2024

Monday's Missouri Stocker formula consists of **10,471 (9743)** head with a weighted average weight of **555.21 (539.30)** lbs. and a price value of **318.14 (281.69)**, 9.87 higher (3.42 higher) than last week. This a rolling seven day calculated weighted value which combines all Feeder Steers reported by MDA/USDA Market News Service weighing from 400-649 lbs. in the Medium and Large 1 and Medium and Large 1-2 frame and muscle classifications, including all comment cattle except Brahman X. Heifer values are in parentheses.

MISSOURI WEEKLY CATTLE AUCTION SUMMARY

Total Receipts: 53,185 Week Ago: 30,118 Year Ago: 51,752


Compared to last week, feeders under 750 lbs. sold 10.00 to 15.00 higher, feeders over 750 lbs. sold steady to 5.00 higher. Another tremendous week in the state as demand for cattle extremely out weights the supply currently. Even with a big week at the auctions overall the supply is tight and there is no denying that. Grazing calves that come with shots and a few bells and whistles seem to have no top with some of the feather wights seeing dollar per lb. prices that have gone viral on social media and have audience members questioning the sanity of bidders. Prices have pushed back to record or very near record highs again for all weights of cattle. As the year winds down a lot of special replacement cow sales around the state offering opportunities for producers to add to the herd, overall growth is questionable and more likely numbers are just being maintained as the extremely high feeder prices have not been encouraging for producers to hold and develop heifers over the last year. A few stick-out sales this week included a 46 head of 472 lb. steers at Green City Livestock Market that sold 405.00. Ozarks Regional Stockyards sold 42 head of 516 lb. steers for 359.00. New Cambria Livestock Auction sold 49 head of 572 lbs. steers for 335.00. Lolli Brothers Livestock Market sold a load of fancy 710 lb. steers for 291.50. Joplin Regional Stockyards sold 376 head of 606 lb. steers for 324.00 and 179 head of 800 lb. steers for 268.00. Windsor Livestock Auction sold a load of 856 lb. steers for 265.00. Boxed beef cutouts were mixed with the Choice/Select spread setting at 35.31. Choice closed on Friday at 312.04, up 1.52 and Select closed at 276.73, up 2.43 compared to last Friday. Negotiated feedlot sales as of the Friday afternoon report totaled 56K head as of the 2:00 report cutoff time. Sales were higher for the week. Live sales were reported mostly from 190.00-192.00 and dressed sales mostly at 297.00. The Missouri Stocker formula consists of 10,471 head with a weighted average weight of 555.21 lbs. and a price value of 318.14, 9.87 higher than a week ago. The steer/heifer spread is 36.45 per cwt. Supply included: 85% Feeder Cattle (57% Steers, 0% Dairy Steers, 41% Heifers, 2% Bulls); 7% Slaughter Cattle (2% Steers, 1% Heifers, 86% Cows, 11% Bulls); 8% Replacement Cattle (7% Stock Cows, 48% Bred Cows, 24% Bred Heifers, 14% CowCalf Pairs, 6% Heifer Pairs, 0% Bulls). Feeder cattle supply over 600 lbs was 53%.



*Graph is updated the first Monday of each month. Axis value ranges may be updated to reflect data points.

NATIONAL BOXED BEEF CUTOFF/BOXED BEEF CUTS

DATE	CHOICE	SELECT	TOTAL LOADS
12/6	312.04	276.73	125
12/5	307.84	277.10	112
12/4	308.33	277.70	155
12/3	310.83	275.33	154
12/2	313.01	277.00	80
5 Day Simple Average	310.41	276.77	



*Axis value ranges may be updated to reflect data points.

WEEKLY LIVESTOCK SLAUGHTER 12/07/24

	CATTLE	HOGS	SHEEP
Week to Date:	614,000	2,602,000	39,000
Last Week:	536,000	2,283,000	31,000
Last Year:	638,200	2,667,752	39,061

SOUTHWEST MISSOURI WEEKLY SUMMARY

(Joplin and Springfield)

Receipts: 17,322 Week ago: 13,270 Year Ago: 16,868
Compared to last week, steers and heifers mostly 5.00 to 10.00 higher, however some yearlings early week steady to 5.00 lower after last week's yearling special. Slaughter cows steady to 2.00 higher. Slaughter bulls 2.00 lower to 5.00 higher.

FEEDER STEERS:
Medium and Large 1

Table with 2 columns: Weight (300-400 lbs to 900-1000 lbs) and Price Range (350.00-430.00 to 232.50-247.00)

FEEDER HEIFERS:
Medium and Large 1

Table with 2 columns: Weight (300-400 lbs to 900-950 lbs) and Price Range (315.00-360.00 to 217.00-224.00)

FEEDER HOLSTEIN STEERS
Large 3

Scarce Scarce

SLAUGHTER COWS: Breaking and Boning (70-85% lean) 106.00-124.00; high dressing 117.00-130.00; low dressing 85.00-109.00. Lean (85-90%) 97.00-115.00

SLAUGHTER BULLS: Yield Grade 1-2 1240-2290 lbs. 144.00-164.50; high dressing 160.00-179.00; low dressing 114.00-147.00

BRED COWS: Medium and Large 1 2-8 yrs 1135-1760 lbs 2nd/3rd stage 2150.00-2525.00. Medium and Large 1-2 2-8 yrs 925-1745 lbs 2nd/3rd stage 1500.00-2200.00, 1st stage 1700.00-1850.00; >8 yrs 1064-1565 lbs 2nd/3rd stage 1500.00-1900.00 per head

BRED HEIFERS: Medium and Large 1 2-4 yrs 1025-1080 lbs 2nd/3rd stage 2325.00-2375.00 per head

COW & CALF PAIRS: Medium and Large 1-2 2-8 yrs 1080-1290 lbs with 150-300 lb calves 2050.00-2650.00; 2-8yrs 1378 lbs with >300 lb calves 1975.00 per pair

SOUTH CENTRAL MISSOURI WEEKLY SUMMARY

(West Plains, Phillipsburg)

Receipts: 8,240 Week ago: 2,653 Year Ago: 6,360
Compared to last week, steer and heifer calves 5.00 to 20.00 higher, yearlings steady to 5.00 higher. Slaughter cows and bulls steady to 4.00 higher.

FEEDER STEERS:
Medium and Large 1

Table with 2 columns: Weight (300-400 lbs to 25 hd 905 lbs) and Price Range (350.00-405.00 to 253.00)

FEEDER HEIFERS:
Medium and Large 1

Table with 2 columns: Weight (300-400 lbs to 800-850 lbs) and Price Range (318.00-345.00 to 234.00-247.00)

FEEDER HOLSTEIN STEERS:
Large 3

Pkg 816 lbs. 150.00

SLAUGHTER COWS: Breaking and Boning (70-85% lean) 105.00-120.00, high dressing 117.00-130.50; low dressing 91.00-107.00. Lean (85-90%) 93.00-108.00

SLAUGHTER BULLS: Yield Grade 1-2 1260-2410 lbs. 140.00-160.00; high dressing 152.00-178.00; low dressing 127.00-139.00

BRED COWS: Medium and Large 1-2 2-4 yrs 1st to 3rd stage 1250.00-2600.00; 2-8 yrs 1000-1545 lbs 2nd/3rd stage 1700.00-3000.00, 1st stage 1550.00-2050.00; 5-8 yrs 1000-1308 lbs 2nd/3rd stage 2000.00-2550.00; >5 yrs 1050-1505 lbs 2nd/3rd stage 1500.00-2250.00 per head

COW & CALF PAIRS: Medium and Large 1-2 2-8 yrs 900-1100 lbs with rebred 1st/2nd stage with 150 to >300 lb calves 2850.00-3300.00; 2-8 yrs 900-1385 lbs with 150 to >300 lb calves 2250.00-3750.00 per pair

WEST CENTRAL MISSOURI WEEKLY SUMMARY

(Kingsville, Windsor, Butler)

Receipts: 8,948 Week ago: 1,662 Year ago: 8,743
Compared to last week, steer and heifer calves 10.00 to 20.00 higher, yearlings steady to 5.00 higher. Slaughter cows steady to 3.00 lower.

FEEDER STEERS:
Medium and Large 1

Table with 2 columns: Weight (300-400 lbs to 800-900 lbs) and Price Range (386.00-435.00 to 250.50-266.50)

FEEDER HEIFERS:
Medium and Large 1

Table with 2 columns: Weight (300-400 lbs to 17 hd 802 lbs) and Price Range (330.00-370.00 to 234.00)

SLAUGHTER BULLS: Yield Grade 1-2 1350-2155 lbs 146.00-156.00; high dressing 161.00-170.00

SLAUGHTER COWS: Breaking and Boning (70-85% lean) 107.00-118.00, high dressing 117.00-123.00; low dressing 92.00-108.00. Lean (85-90%) 92.00-106.00

BRED COWS: Scarce

COW & CALF PAIRS: Scarce

NORTHEAST MISSOURI WEEKLY SUMMARY

(Bowling Green, Kingdom City, Palmyra)

Receipts: 4,279 Week ago: 4,473 Year ago: 8,063
Compared to last week, steers 400-600 lbs 10.00-20.00 higher, 600-700 lbs 10.00-15.00 higher, 700-800 lbs 3.00-10.00 higher. Heifers 400-600 lbs 10.00-20.00 higher, 600-700 lbs 3.00-10.00 higher, over 700 lbs steady. Slaughter cows steady to firm.

FEEDER STEERS:
Medium and Large 1

Table with 2 columns: Weight (400-500 lbs to 900-950 lbs) and Price Range (334.00-390.00 to 230.50-244.00)

FEEDER HEIFERS:
Medium and Large 1

Table with 2 columns: Weight (300-400 lbs to 700-800 lbs) and Price Range (356.00-362.50 to 238.50-256.75)

SLAUGHTER BULLS: Yield Grade 1-2 1355-2555 lbs 147.00-159.00; high dressing 160.00-176.00; low dressing 141.00-142.00.

SLAUGHTER COWS: Breaking and Boning (70-85% lean) 117.00-124.00; high dressing 125.00-137.00; low dressing 105.00-117.00. Lean (85-90%) 108.00-117.50

SLAUGHTER STEERS: Choice 2-3 182.50-191.50. Select and Choice 1-3 184.00-185.50. Select and Choice 2-3 180.50-182.00

SLAUGHTER HEIFERS: Choice 2-3 183.50-190.50. Select and Choice 1-3 182.50. Select and Choice 2-3 179.00-181.00.

BRED COWS: Medium and Large 1 2-8 yrs 1248-1453 lbs 2nd stage 2750.00-2875.00. Medium and Large 1-2 2-8 yrs 1098-1525 lbs 2nd/3rd stage 2450.00-3025.00 per head

COW/CALF PAIRS: Medium and Large 1 2-8 yrs 1150-1450 lbs with 150 to >300 lb calves 3400.00-4200.00. Medium and Large 1-2 2-8 yrs 1050-1350 lbs with 150-300 lb calves 2900.00-3300.00 per pair

NORTH CENTRAL MISSOURI WEEKLY SUMMARY

(Macon, Unionville, Green City, New Cambria)

Receipts: 5,263 Week ago: 6,557 Year ago: 3,329
Compared to last week, steers and heifers steady to 10.00 higher, spots up to 15.00 higher. Slaughter cows steady to firm.

*Some sale barns on a bi-weekly schedule and may not have a sale each week.

FEEDER STEERS:
Medium and Large 1

Table with 2 columns: Weight (400-500 lbs to 11 hd 849 lbs) and Price Range (355.00-119.00 to 263.50)

FEEDER HEIFERS:
Medium and Large 1-2

Table with 2 columns: Weight (400-500 lbs to 700-800 lbs) and Price Range (305.50-349.50 to 234.25-270.50)

SLAUGHTER BULLS: Yield Grade 1-2 1450-2100 lbs 153.00-169.00; high dressing 162.00-168.00; low dressing 138.00-145.00

SLAUGHTER COWS: Breaking and Boning (70-85% lean) 114.00-127.00; high dressing 125.00-135.00; low dressing 101.00-115.00. Lean (85-90%) 101.00-114.00

BRED COWS: Medium and Large 1 2-4 yrs 1165-1265 lbs 2nd stage 3700.00-3900.00; 5-8 yrs 1180-1565 lbs 2nd stage 3000.00-3200.00 per head

HEIFER PAIRS: Medium and Large 1 <2 yrs 1050 lbs with baby to 150 lb calves 4250.00 per pair

SOUTHEAST MISSOURI WEEKLY SUMMARY

(Jackson and Farmington)

Receipts: 2,644 Week ago: 1,687 Year ago: 3,395
 Compared to last week, steers and heifers steady to 15.00 higher, 25.00 higher in spots on fancy, thin calves. Slaughter cows 1.00 lower. Slaughter bulls steady to 3.00 lower.

FEEDER STEERS:
 Medium and Large 1

300-400 lbs.	317.50-355.00
400-500 lbs.	297.50-332.00
500-600 lbs.	280.00-310.00
600-700 lbs.	249.50-290.00
700-800 lbs.	240.00-279.00
800-900 lbs.	230.00-251.00

FEEDER HEIFERS:
 Medium and Large 1

300-400 lbs.	282.00-315.00
400-500 lbs.	259.00-300.00
500-600 lbs.	237.00-292.00
600-700 lbs.	225.00-267.00
700-750 lbs.	229.00-235.00
800-850 lbs.	225.00

SLAUGHTER BULLS: Yield Grade 1-2 1040-2195 lbs 120.00-136.50; high dressing 136.00-163.00; low dressing 100.00-121.00.

SLAUGHTER COWS: Breaking and Boning (75-85% lean) 99.00-114.00; high dressing 114.00-126.00; low dressing 85.00-100.00. Lean (85-90% lean) 65.00-103.00.

BRED COWS: Medium and Large 2 2-8 yrs 1100-1415 lbs 1st to 3rd stage 1650.00-2200.00 per head

COW & CALF PAIRS: Medium and Large 1-2 >8 yrs 1275 lbs with >300 lb calves 2450.00 per pair

EAST CENTRAL MISSOURI WEEKLY SUMMARY

(Cuba, Vienna)

Receipts: 3,768 Week Ago: 1,837 Year ago: 3,659
 Compared to two weeks ago, steers under 600 lbs 10.00 to 20.00 higher, over 600 lbs 3.00 to 10.00 higher. Heifers under 600 lbs 10.00 to 20.00 higher, over 600 lbs steady to 5.00 higher. Slaughter cows steady to 4.00 lower.

FEEDER STEERS:
 Medium and Large 1

300-400 lbs.	353.00-432.50
400-500 lbs.	329.00-432.50
500-600 lbs.	294.00-352.00
600-700 lbs.	268.00-299.00
700-800 lbs.	244.00-278.00
800-900 lbs.	239.00-257.50

FEEDER HEIFERS:
 Medium and Large 1

300-400 lbs.	310.00-352.00
400-500 lbs.	275.00-341.00
500-600 lbs.	263.00-335.00
600-700 lbs.	242.00-267.00
700-800 lbs.	231.00-247.00
900-1000 lbs.	205.50-209.50

SLAUGHTER BULLS: Yield Grade 1-2 1415-2525 lbs 138.50-158.00; couple high dressing 163.50-168.00; low dressing 118.00-140.00

SLAUGHTER COWS: Breaking and Boning, (70-85% lean) 105.00-120.00; high dressing 116.50-124.00; low dressing 102.00-113.50. Lean (85-90%) 100.00-112.50

BRED COWS: Medium and Large 1-2 2-8 yrs 1050-1565 lbs 2nd/3rd stage 1800.00-2500.00 per head

COW & CALF PAIRS: Scarce

NORTHWEST MISSOURI WEEKLY SUMMARY

(Tina)

Receipts: 1,108 Week Ago: 1,503 Year Ago: 1,335
 Compared to last week, steers and heifers steady to 5.00 higher. Slaughter cows and bulls steady to firm.

FEEDER STEERS:
 Medium and Large 1

400-500 lbs.	320.00-355.00
500-600 lbs.	306.50-334.00
600-700 lbs.	271.50-299.00
700-750 lbs.	261.50-267.50

FEEDER HEIFERS:
 Medium and Large 1

400-500 lbs.	310.50-331.00
500-600 lbs.	275.00-300.50
600-700 lbs.	249.00-254.00
700-750 lbs.	257.00-261.75

SLAUGHTER BULLS: Yield Grade 1-2 1360-2105 lbs 154.00-165.50; high dressing 167.00-168.50; couple low dressing 132.00-142.50.

SLAUGHTER COWS: Breaking and Boning, (70-85% lean) 111.50-125.50; high dressing 127.00-129.50; low dressing 96.50-110.00. Lean (85-90%) 106.00-118.00

BRED COWS: Large 1-2 5-8 yrs 1418 lbs 2nd stage 2060.00 per head

COW/CALF PAIRS: Medium and Large 1-2 5-8 yrs 1100-1250 lbs with baby to >300 lb calves 1925.00-2350.00; >5 yrs 1000-1350 lbs with baby to 300 lb calves 1625.00-2310.00 per pair

AFTERNOON NATIONAL SLAUGHTER CATTLE REVIEW

Thus far for Friday in the Texas Panhandle negotiated cash trading and demand has been light. Compared to last week, live FOB purchases traded 1.00-3.00 higher at 191.00, on a light test. In Kansas, Nebraska and Western Cornbelt negotiated cash trading has been slow on light demand. In Kansas, compared to last week, live FOB purchases traded 1.00 higher at 191.00. In Nebraska, compared to the prior week, live FOB purchases trade steady to 1.00 higher from 191.00-192.00. Not enough dressed delivered purchases for a market trend. Last week dressed delivered traded at 295.00. In the Western Cornbelt not enough purchases for a market trend. The last reported market was on Thursday, with live FOB mostly at 190.00 and dressed delivered purchases traded at 297.00.

Negotiated Cash Sales:

Confirmed:	16,344	Week Ago:	2,183	Year Ago:	6,662
Week to date:	55,983	Week Ago:	76,972	Year Ago:	63,021

Live Basis	Steers	Heifers
Over 80% Choice	188.00-192.00, avg 190.75	188.00-192.00, avg 191.18
65-80% Choice	191.00-192.00, avg 191.19	191.00-192.00, avg 191.22
35-65% Choice	191.00	191.00
0-35% Choice	-	-
Total All Grades	188.00-192.00, avg 190.88	188.00-192.00, avg 191.18
Dressed Basis		
Over 80% Choice	297.00-306.00, avg 299.68	298.00
65-80% Choice	-	-
35-65% Choice	-	-
0-35% Choice	-	-
Total All Grades	297.00-306.00, avg 299.68	298.00

All Beef Type Steers/Heifers	Head	Avg Wt	Price Range	Wtd Avg
Live FOB	14,084	1444.7	187.00-194.00	191.02
Live Del	213	1434.6	190.00-193.00	191.20
Dressed Del	1,673	997.2	297.00-310.00	300.64
Dressed FOB	332	978.6	300.00	300.00

WEEKLY COMMODITY FUTURES TRENDS

Compared to last Friday, Live Cattle 0.60 to 2.60 lower, Lean Hogs 0.92 to 1.23 higher, Feeder Cattle 3.02 to 4.05 lower.

Daily Futures Closes

	Mon.	Tues.	Wed.	Thu.	Fri.
Cattle					
Dec	187.52	188.47	188.37	186.97	187.37
Feb	187.92	189.07	188.32	186.32	186.17
Apr	190.12	191.15	190.50	188.55	188.30
Jun	185.95	186.65	185.75	184.07	184.10
Aug	184.95	185.55	184.47	182.80	183.05
Lean Hogs					
Dec	83.22	83.25	82.50	82.42	83.30
Feb	87.95	87.85	86.35	86.35	87.32
Apr	92.47	92.32	91.00	91.15	91.85
May	95.25	95.07	93.92	94.02	94.77
Jun	102.42	102.50	101.40	101.62	102.35
Fdr Cat					
Jan	256.85	259.30	256.95	254.92	255.82
Mar	255.55	257.27	255.70	253.60	254.67
Apr	256.97	258.12	256.70	254.62	255.57
May	257.40	258.35	256.85	254.82	255.75
Aug	261.35	262.70	261.22	259.40	260.55
Milk					
Nov	19.86	19.85	19.95	18.79	18.88
Dec	18.51	18.78	18.98	19.05	19.45
Jan	18.22	18.64	19.10	19.10	19.43

WEEKLY COMMODITY GRAIN FUTURES TRENDS

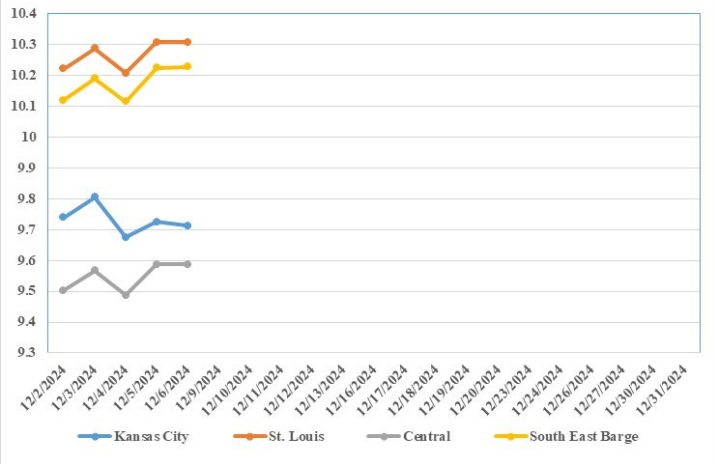
Compared to last Friday, Soybeans 0.02 lower to 0.04 higher, Wheat 0.07 to 0.10 higher, Corn 0.05 to 0.07 higher, KC Wheat 0.12 to 0.17 higher, Soybean Meal 3.30 to 4.50 lower.

Daily Grain Futures Closes

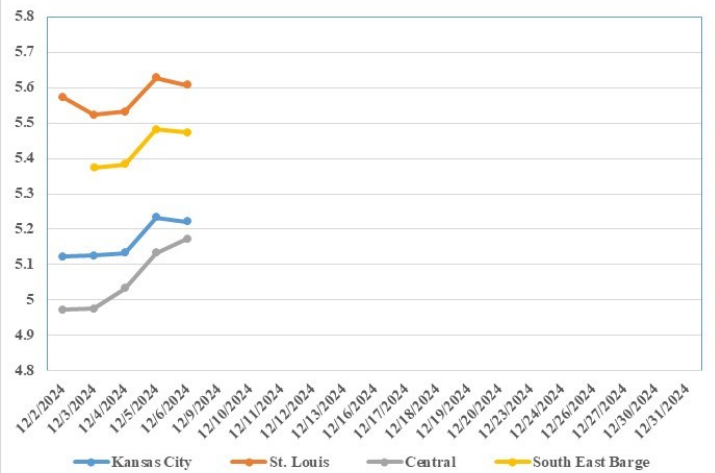
	Mon.	Tues.	Wed.	Thu.	Fri.
Soybeans					
Jan	985 1/4	991 3/4	983 3/4	993 3/4	993 3/4
Mar	991	997 1/4	989 3/4	999	999 1/4
May	1003 3/4	1008 3/4	1001 1/2	1010	1008 3/4
Jul	1016 1/2	1020 3/4	1013 3/4	1022 1/4	1020
Aug	1014 3/4	1018	1011 1/2	1019 3/4	1017
Wheat					
Dec	537 1/2	536 3/4	538	546 3/4	542 1/2
Mar	547 1/4	547 1/2	548 1/4	558 1/4	557 1/4
May	555 3/4	556 1/2	557	566 3/4	565 1/2
Jul	561 3/4	562	562 3/4	572 1/2	571 1/4
Sep	574 1/2	574 1/4	575 1/2	584 1/2	583 1/4
Corn					
Dec	424 1/2	423 1/4	422	426 1/2	430 3/4
Mar	432 1/2	432 1/4	430	435	440
May	439	438	435 1/2	440 1/2	445 1/4
Jul	442	440 3/4	438 1/4	443	447 3/4
Sep	428 1/4	427	425 1/2	430 1/2	433 3/4
KC Wheat					
Dec	523 3/4	524 3/4	527 3/4	536	537 1/4
Mar	540 1/2	541 3/4	542 1/2	552 1/2	553 3/4
May	547 3/4	549 1/2	550	560 1/4	561 1/2
Jul	555 1/2	556 3/4	557 3/4	567 1/2	569 1/4
Sep	568 3/4	569 1/2	570 1/2	580	581 1/4
SB Meal					
Dec	283.40	286.00	288.00	287.40	283.80
Jan	287.90	290.40	291.90	291.10	287.40
Mar	293.80	295.80	297.00	296.50	293.40
May	299.20	301.00	301.90	301.20	298.40
Jul	304.60	306.40	306.90	306.00	303.20

MONTHLY GRAIN CROP

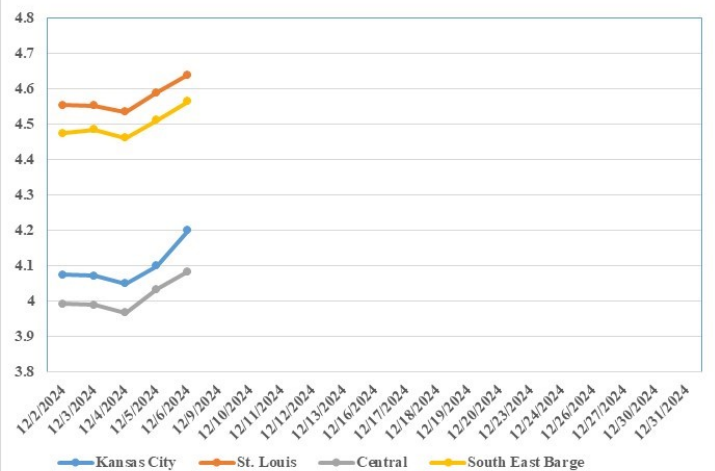
December 2024 Soybean Bids



December 2024 Wheat Bids



December 2024 Corn Bids



MISSOURI GRAIN WEEKLY TRENDS

Compared to last Wednesday, Soybeans 0.05 to 0.10 higher, Wheat 0.08 to 0.13 higher, Corn 0.17 to 0.19 higher, Soybeans 0.03 to 0.30 higher.

Area	#1 Soybeans	#2 Soft Wheat	#2 Corn	#2 Grain Sorghum
Kansas City				
Friday**	Holiday			
Monday	9.50-10.05	5.12	3.93-4.23	4.43
Tuesday	9.57-10.12	5.13	3.92-4.22	4.42
Wednesday	9.48-10.03	5.13	3.90-4.20	4.40
Thursday	9.58-10.13	5.23	3.95-4.25	4.30
Friday	9.59-10.09	5.22	4.00-4.40	4.35
St. Louis				
Friday**	Holiday			
Monday	10.22	5.47-5.68	4.55-4.57	4.65
Tuesday	10.29	5.48-5.58	4.55	4.63
Wednesday	10.20	5.48-5.58	4.53-4.54	4.62
Thursday	10.30	5.58-5.68	4.58-4.60	4.66
Friday	10.31	5.57-5.67	4.64	4.71
Central				
Friday**	Holiday			
Monday	9.45-9.55	4.97	3.98-4.03	---
Tuesday	9.52-9.62	4.98	3.97-4.02	---
Wednesday	9.43-9.53	4.98-5.08	3.95-4.00	---
Thursday	9.53-9.63	5.08-5.18	4.00-4.05	---
Friday	9.54-9.64	5.07-5.27	4.05-4.10	---
S.E. MO				
Friday**	Holiday			
Monday	10.09-10.15	---	4.40-4.53	---
Tuesday	10.16-10.22	5.38	4.44-4.52	---
Wednesday	10.07-10.13	5.38	4.42-4.50	---
Thursday	10.19-10.23	5.48	4.48-4.55	---
Friday	10.21-10.24	5.47	4.54-4.60	---

(PRICES PER BUSHEL) *NEW CROP **PREVIOUS WEEK'S PRICES
*Bids calculated using Kansas City, St. Louis, and St. Joseph bids

*Axis value ranges may be updated to reflect data points.
Only dates in which markets are trading and only current cash bids are represented.

WHOLESALE FEEDSTUFFS PRICES 12/06/24
(DOLLARS PER TON-BULK BASIS)

Area	Cottonseed Meal 41%	Soybean Meal 46.5-48%	Corn Gluten Pellets 21%	Wheat Middlings
Kansas City	330.00	304.36	202.00	165.00
St. Louis	325.00	n/a	193.50	158.50

GRAIN CRUSH REPORT 12/2/24

Total corn consumed for alcohol and other uses was 510 million bushels in October 2024. Total corn consumption was up 3 percent from September 2024 but down less than 1 percent from October 2023. October 2024 usage included 92.3 percent for alcohol and 7.7 percent for other purposes. Corn consumed for beverage alcohol totaled 3.49 million bushels, down 1 percent from September 2024 and down 46 percent from October 2023. Corn for fuel alcohol, at 460 million bushels, was up 3 percent from September 2024 but down less than 1 percent from October 2023. Corn consumed in October 2024 for dry milling fuel production and wet milling fuel production was 92.4 percent and 7.6 percent, respectively.

Dry mill co-product production of distillers dried grains with solubles (DDGS) was 1.87 million tons during October 2024, up 4 percent from September 2024 and up 1 percent from October 2023. Distillers wet grains (DWG) 65 percent or more moisture was 1.31 million tons in October 2024, up 14 percent from September 2024 but down 5 percent from October 2023.

Wet mill corn gluten feed production was 251,577 tons during October 2024, down 8 percent from September 2024 and down 5 percent from October 2023. Wet corn gluten feed 40 to 60 percent moisture was 205,988 tons in October 2024, up 18 percent from September 2024 but down 3 percent from October 2023.

OILSEED CRUSH REPORT 12/2/24

Soybeans crushed for crude oil was 6.47 million tons (216 million bushels) in October 2024, compared with 5.60 million tons (187 million bushels) in September 2024 and 6.04 million tons (201 million bushels) in October 2023. Crude oil produced was 2.57 billion pounds, up 16 percent from September 2024 and up 8 percent from October 2023. Soybean once refined oil production at 1.91 billion pounds during October 2024 increased 9 percent from September 2024 and increased 4 percent from October 2023.

Canola seeds crushed for crude oil was 218,185 tons in October 2024, compared with 204,907 tons in September 2024 and 202,333 tons in October 2023. Canola crude oil produced was 171 million pounds, up 6 percent from September 2024 and up 6 percent from October 2023. Canola once refined oil production, at 182 million pounds during October 2024, was up 7 percent from September 2024 and up 8 percent from October 2023.

Cottonseed once refined oil production, at 38.7 million pounds during October 2024, was up 54 percent from September 2024 and up 11 percent from October 2023.

Edible tallow production was 74.8 million pounds during October 2024, down 34 percent from September 2024 and down 2 percent from October 2023. Inedible tallow production was 320 million pounds during October 2024, down 4 percent from September 2024 but up 1 percent from October 2023. Technical tallow production was 131 million pounds during October 2024, up 6 percent from September 2024 and up 21 percent from October 2023. Choice white grease production, at 93.7 million pounds during October 2024, decreased 2 percent from September 2024 and decreased 10 percent from October 2023.

MISSOURI WEEKLY HAY SUMMARY 12/05/2024

Winter arrived with the holiday last week, bringing much colder temperatures and snow to some areas. Much of the i-70 corridor saw accumulation with the heaviest just over 4 inches. There continues to be about 55 percent of the state in drought status while much of that which is not listed is the areas in southcentral that saw record flooding just a few weeks ago. There is still continued clean up along with road and fence repair going on in parts of that area. Hay prices are steady although movement is very slow with a lot of hay just setting. The supply of hay is moderate to heavy, and demand is light. The Missouri Department of Agriculture has a hay directory at <https://apps.mda.mo.gov/haydirectory> or visit the University of Missouri Extension feed stuff finder at <https://feedstufffinder.org>

- Alfalfa - Supreme 250.00-300.00, small square 8.00-12.00 per bale
- Alfalfa - Premium 200.00-250.00
- Alfalfa - Good 150.00-200.00, small square 5.00-10.00 per bale
- Alfalfa - Fair 125.00-150.00
- Corn Stalks - 35.00 per large round bale
- Mixed grass - Good/Premium 125.00-200.00
- Mixed grass-Fair/Good 80.00-125.00, small square 3.50-8.00 per bale
- Mixed grass - Fair 30.00-60.00 per large round bale
- Wheat straw - 4.00-7.00 per small square bale

Please Note: The above volumes (tonnage, acres, and bales) listed are for confirmed trades only, it does not include estimated volume (tonnage) for bids or offers to the trade. List your hay for sale at: [Hay Listing Online Form](#). Explanation of Hay Quality Guidelines: [Hay Quality Designation Guidelines](#). Glossary of Terms: [Livestock, Poultry, & Grain Hay Terms](#)

MISSOURI WEEKLY SHEEP/GOAT AUCTION SUMMARY

Receipts: 1,092 Week Ago: 940 Last Year: 1,593

SHEEP: Feeder lambs Small and Medium 1-2 hait 30-50 lbs 245.00-320.00, thin 210.00.
Slaughter lambs Choice and Prime 1-3 w/s pkg 128 lbs 137.50. Choice and Prime 1-3 hair 45-70 lbs 270.00-315.00; 70-80 lbs 245.00-275.00; 80-90 lbs 215.00-245.00; 90-110 lbs 185.00-210.00; 145-150 lbs 140.00-142.50. Choice 1-3 hair 50-70 lbs 247.50-277.50; 70-80 lbs 227.50-247.50; 80-90 lbs 190.00-207.50; 95-100 lbs 160.00-167.50. Good 1-2 hair pkg 58 lbs 165.00; 60-70 lbs 200.00-205.00.
Slaughter ewes Good 2-3 hair 95-135 lbs 122.00-145.00. Utility and Good 1-3 hair 95-155 lbs 92.50-117.50.
Slaughter bucks 1-2 hair 125-190 lbs 125.00-142.50.
Replacement ewes Small and Medium 1-2 hair 1-2 yrs 90-110 lbs exp 180.00; 2-4 yrs 95-125 lbs exp 150.00-165.00.

GOATS: Feeder kids Selection 1 pkg 45 lbs 285.00. Selection 2 pkg 28 lbs 215.00; 35-50 lbs 227.00-290.00. Selection 3 pkg 37 lbs 152.50.
Wether kids Selection 2 pkg 47 lbs 260.00.
Slaughter kids Selection 1 50-60 lbs 290.00-315.00. Selection 2 50-70 lbs 220.00-295.00; 70-80 lbs 240.00-270.00.
Slaughter nannies/does Selection 1-2 pkg 65 lbs pygmies 160.00; 75-85 lbs 150.00-155.00; 90-100 lbs 117.00-142.50; 100-135 lbs 102.50-140.00.
Slaughter bucks/billies Selection 1-2 135-145 lbs 192.00-217.50; 150-200 lbs 155.00-210.00.
Wethers Selection 1-2 85-145 lbs 200.00-225.00.
Wether kids Selection 1 50-60 lbs 290.00-315.00. Selection 2 50-75 lbs 232.50-255.00.
Replacement nannies/does Selection 1-2 2-4 yrs 78 lbs exp 155.00.
Replacement bucks/billies Selection 1 <1 yrs 65-70 lbs 470.00-500.00.

Explanatory Notes: Stage - Represents estimated lambing/kidding period (Open, Exp=exposed, Bred, Fall = Sep-Nov, Win = Dec-Feb, Spr = Mar-May, Sum=Jun-Aug; w/s = woolled and shorn; /hd= per head; /fam=per family
All price CWT unless otherwise noted.

MISSOURI DROUGHT MONITOR

Date	None	D0	D1	D2	D3	D4
12/03/24	44.82	28.80	26.38	0	0	0
11/26/24	47.76	25.24	27.00	0	0	0
12/05/23	8.12	23.62	43.58	24.68	0.97	0

Reflects percentage of Missouri impacted by drought. D0 Abnormally Dry; D1 Moderate Drought; D2 Severe Drought; D3 Extreme Drought; D4 Exceptional Drought

NATIONAL DIRECT DELIVERED FEEDER PIG REPORT

12/06/24 Receipts: 86,570 Week ago: 101,975 Year Ago: 164,322
Early weaned pigs 4.00 higher and feeder pigs 5.00 higher.
Cash 57,038 head 50.50-75.00, weighted average 63.91
Formula 14,592 head 49.31-66.87, weighted average 62.25
Feeder pigs 40 pounds basis:
Cash 14,940 head 75.50-85.00, weighted average 83.28

NATIONAL DAILY DIRECT PRIOR DAY HOG REPORTS FOR 12/06/24

BARROWS AND GILTS (Carcass Basis): 1,440 head
Base Carcass Price 76.00-88.00, weighted average 85.99

SOWS (Live Basis): 7,382 head
300-500 lbs. 21.00-64.50
Over 500 lbs. 43.92-66.61

MISSOURI WEEKLY DIRECT SLAUGHTER CATTLE REPORT 12/06/24

Weekly Receipts: 320 Week ago: 160 Year ago: 280
Trading as of Friday morning, flat dressed sales 3.00 higher and grid dressed sales 3.00 higher than last week's bids.

LIVE STEERS & HEIFERS: DRESSED STEERS & HEIFERS:
No sales reported 6 loads flat Thu 297.00

GRADE AND EIGHT (Grid): 2 loads Thu 307.00

Click here for the current [National Crop Progress](#)
Click here for the current [Missouri Crop Progress](#)
The current hay directory can be found at: [Hay Directory](#).