

Weekly Market Summary

Published by:
Missouri Department of Agriculture
Ag Business Development Division
Market News Program



Chris Chinn, Director
 Jill Wood, Division Director
 Tony Hancock, Editor
[agmarketnews.mo.gov](http://www.ams.usda.gov/marketnews.htm)
<http://www.ams.usda.gov/marketnews.htm>

Michael L. Parson, Governor

Volume XLIV, Number 50 ♦ P.O. Box 630, Jefferson City, MO 65102 ♦ (573) 751-4211 ♦ Mon, Dec 16, 2024

MISSOURI WEEKLY FEEDER CATTLE WEIGHTED AVERAGE REPORT

Feeder Cattle Receipts: 39,457 Week ago: 45,378 Year ago: 30,530
 Steers and Heifers Medium and Large 1—Weighted average weights and prices

STEERS: Medium and Large 1

328 lbs. 406.35	527 lbs. 336.40	425 lbs. 267.60	921 lbs. 237.31
378 lbs. 402.28	572 lbs. 316.82	775 lbs. 261.75	969 lbs. 234.92
421 lbs. 378.68	624 lbs. 298.36	825 lbs. 260.82	1024 lbs. 226.00
477 lbs. 359.58	669 lbs. 285.01	868 lbs. 250.47	

HEIFERS: Medium and Large 1

287 lbs. 348.70	477 lbs. 312.97	670 lbs. 258.21	860 lbs. 232.58
325 lbs. 345.94	525 lbs. 294.41	721 lbs. 253.28	903 lbs. 219.57
377 lbs. 337.16	574 lbs. 277.98	770 lbs. 248.98	
427 lbs. 324.09	628 lbs. 264.19	286 lbs. 231.72	

MISSOURI STEER (HEIFER) STOCKER FORMULA 12/16/2024

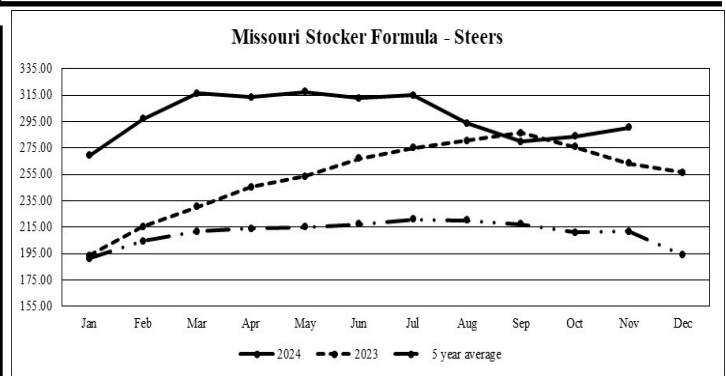
Monday's Missouri Stocker formula consists of **8,387 (8,306)** head with a weighted average weight of **550.26 (543.28)** lbs. and a price value of **317.70 (280.79)**, 0.44 lower (0.90 lower) than last week.

This a rolling seven day calculated weighted value which combines all Feeder Steers reported by MDA/USDA Market News Service weighing from 400-649 lbs. in the Medium and Large 1 and Medium and Large 1-2 frame and muscle classifications, including all comment cattle except Brahman X. Heifer values are in parentheses.

MISSOURI WEEKLY CATTLE AUCTION SUMMARY

Total Receipts: 47,900 Week Ago: 53,185 Year Ago: 37,579

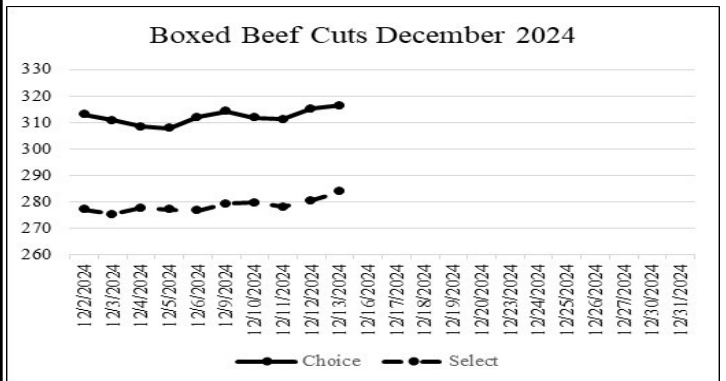
Compared to last week, feeders sold mostly steady with spots 5.00 higher. Although slightly smaller than the previous week, it was another big week for cattle movement in the state. There was still plenty of reputation cattle offered at various sales overall however most reporters noted quality was a bit less attractive with fewer big, long strings compared to the previous week. This was especially true for lighter weights as goseneck load sized drafts were about as big as it got rather than seeing pot load sized drafts. The market has been incredible the last month nearly every barn has been able to sale a few drafts of something at prices they have never before seen. The feeder cattle index set a new high early last week only to surpass it later in the week on Thursday topping at 263.07. This has seemed to encourage many producers to market cattle a bit earlier and at lighter weights than what might be typical for their specific operation. There has also been a lot of special replacement sales held the last couple of weeks allowing the opportunity for producers to grow the factory if they so desire. Prices and demand tend to support at the very least that there has been shift from liquidation to maintaining if not starting to perhaps grow. There no doubt has been a tremendous number of cows leave the farm and herd dispersals with some producers having no plans to return to production so there is a wide number of factors to overcome in order to see any real growth. One thing that isn't a factor currently at least is feed, there is a more than ample supply of corn and hay that can be fed at a relatively low cost. A few stick-out sales this week included 18 head of 421 lb. steers at Joplin Regional Stockyards which sold for 425.00. Kingsville Livestock Auction has several stick out sales this week which included 18 head of thin 349 lb. steers at 460.00 and 52 head of 703 lb. steers at 287.50. Unionville Livestock Market sold 22 head of 531 lb. steers at 370.00 and a load of 825 lb. steers at 273.00. Callaway Livestock Center sold 62 head of 854 lb. steers at 264.00. Interstate Regional Stockyards sold 25 head of 641 lbs. steers at 323.00. There was an equally impressive amount of stick out heifer sales which included 21 head of 514 lb. heifers at Kingsville Livestock Market which sold for 314.50. and 216 head of 767 lb. heifers at 255.00. Windsor Livestock Auction sold 55 head of 633 lb. heifers at 281.50. Joplin Regional Stockyards sold 114 head of 735 lb. heifers at 265.00. Boxed beef cutouts had modest gains for the week. Choice closed on Friday at 316.39, up 4.35 and Select closed at 283.86, up 7.13 compared to last Friday. Negotiated feedlot sales as of the Friday afternoon report totaled 75K head as of the 2:00 report cutoff time. A few sales were reported very early this week at steady to slightly higher money and the markets seemed to gain strength the longer the week went on resulting in some wider spreads this week. Live sales were reported from 191.00-196.00 and dressed sales from 298.00-305.00 with a couple of instances of 312.00 and 315.00. The Missouri Stocker formula consists of 8387 head with a weighted average weight of 550.26 lbs. and a price value of 317.70, 0.44 lower than a week ago. The steer/heifer spread is 36.91 per cwt.



*Graph is updated the first Monday of each month. Axis value ranges may be updated to reflect data points.

NATIONAL BOXED BEEF CUTOUT/BOXED BEEF CUTS

DATE	CHOICE	SELECT	TOTAL LOADS
12/9	314.14	279.34	78
12/10	311.73	279.65	129
12/11	311.23	278.11	122
12/12	315.24	280.48	135
12/13	316.39	283.86	123
5 Day Simple Average	313.75	280.29	



*Axis value ranges may be updated to reflect data points.

WEEKLY LIVESTOCK SLAUGHTER 12/14/24

	CATTLE	HOGS	SHEEP
Week to Date:	609,000	2,573,000	38,000
Last Week:	614,000	2,602,000	39,000
Last Year:	647,172	2,694,652	38,217

SOUTHWEST MISSOURI WEEKLY SUMMARY

(Joplin and Springfield)

Receipts: 18,375 Week ago: 17,322 Year Ago: 12,344
Compared to last week, steers uneven from 7.00 lower to 12.00 higher. Heifers steady to 5.00 higher, spots up to 15.00 higher early week. Slaughter cows and bulls 1.00 to 6.00 lower.

FEEDER STEERS:
Medium and Large 1

Table with 2 columns: Weight (300-1000 lbs) and Price Range (365.00-232.00)

FEEDER HEIFERS:
Medium and Large 1

Table with 2 columns: Weight (300-1000 lbs) and Price Range (315.00-205.00)

FEEDER HOLSTEIN STEERS
Large 3

Table with 2 columns: Pkg weight (382-1040 lbs) and Price (226.00-135.00)

SLAUGHTER COWS: Breaking and Boning (70-85% lean) 105.00-117.00; high dressing 116.00-128.00; low dressing 90.00-108.00. Lean (85-90%) 93.00-112.00

SLAUGHTER BULLS: Yield Grade 1-2 1140-2220 lbs. 142.00-161.50; high dressing 160.00-175.00; low dressing 105.00-144.00

BRED COWS: Medium and Large 1 2-4 yrs 1000-1225 lbs 2nd/3rd stage 2700.00-3350.00; 2-8 yrs 1000-1650 lbs 1st stage 1950.00-2550.00, 2nd/3rd stage 2250.00-3100.00; 2-8 yrs 1000-1550 lbs 1st stage 1950.00-2550.00; 2nd/3rd stage 2225.00-3200.00 per head
BRED HEIFERS: Medium and Large 1 <2 yrs 9943-1097 lbs 2nd/3rd stage 2500.00-3500.00; 2-4 yrs 975-1395 lbs 1st/2nd stage 2500.00-3350.00; 2nd/3rd stage 2000.00-3375.00 per head

COW & CALF PAIRS: Medium and Large 1 2-8 yrs 1200-1700 lbs with 150-300 lb calves 3100.00-4100.00; 2-8 yrs 986-1317 lbs rebred 1st/2nd stage with 150 to >300 lb calves 3200.00-4300.00; 2-8 yrs 1375-1825 lbs with >300 lb calves 3400.00-3750.00; 2-8 yrs 1500-1800 lbs rebred 1st/2nd stage with >300 lb calves 3400.00-3900.00 per pair

SOUTH CENTRAL MISSOURI WEEKLY SUMMARY

(West Plains, Phillipsburg)

Receipts: 4,869 Week ago: 9,853 Year Ago: 4,175
Compared to last week, early week steer and heifer calves 4.00 lower to 4.00 higher and yearlings not well tested, late week feeders steady to 5.00 higher. Slaughter cows steady to 5.00 lower.

FEEDER STEERS:
Medium and Large 1

Table with 2 columns: Weight (300-750 lbs) and Price Range (331.00-254.00)

FEEDER HEIFERS:
Medium and Large 1

Table with 2 columns: Weight (300-800 lbs) and Price Range (304.00-210.00)

FEEDER HOLSTEIN STEERS:
Large 3

Scarce

SLAUGHTER COWS: Breaking and Boning (70-85% lean) 104.00-118.00, high dressing 114.00-129.00; low dressing 98.00-108.00. Lean (85-90%) 92.50-107.00

SLAUGHTER BULLS: Yield Grade 1-2 1260-2375 lbs. 138.50-158.00; high dressing 150.00-166.00; low dressing 115.00-138.00

BRED COWS: Medium and Large 1-2 2-8 yrs 1050-1490 lbs 1st to 3rd stage 1800.00-2450.00 per head

BRED HEIFERS: Medium and Large 1-2 <2 yrs 1125 lbs 1st to 3rd stage 2300.00 per head

COW & CALF PAIRS: Medium and Large 1-2 2-8 yrs 1125-1330 lbs with 150-300 lb calves 2400.00-2750.00 per pair

WEST CENTRAL MISSOURI WEEKLY SUMMARY

(Kingsville, Windsor, Butler)

Receipts: 7,871 Week ago: 8,948 Year ago: 6,853
Compared to last week, steers and heifers steady to 5.00 higher. Slaughter cows steady to 3.00 higher.

FEEDER STEERS:
Medium and Large 1

Table with 2 columns: Weight (350-800 lbs) and Price Range (389.00-240.85)

FEEDER HEIFERS:
Medium and Large 1

Table with 2 columns: Weight (300-900 lbs) and Price Range (314.00-223.00)

SLAUGHTER BULLS: Yield Grade 1-2 1365-2024 lbs 127.00-173.00; high dressing couple 164.00-165.00

SLAUGHTER COWS: Breaking and Boning (70-85% lean) 106.00-122.00, high dressing 117.00-128.00; low dressing 96.50-106.00. Lean (85-90%) 94.00-121.00

BRED COWS: Scarce

COW & CALF PAIRS: Scarce

NORTHEAST MISSOURI WEEKLY SUMMARY

(Bowling Green, Kingdom City, Palmyra)

Receipts: 7,192 Week ago: 4,279 Year ago: 8,186
Compared to last week, steers under 450 lbs sharply higher undertone, 450-700 lbs firm to 5.00 higher, over 700 lbs firm to higher undertone. Heifers 400-500 lbs steady to 5.00 higher, 500-600 lbs steady to 3.00 higher, over 700 lbs firm to higher undertone. Slaughter cows steady to 3.00 lower.

FEEDER STEERS:
Medium and Large 1

Table with 2 columns: Weight (400-800 lbs) and Price Range (342.00-253.50)

FEEDER HEIFERS:
Medium and Large 1

Table with 2 columns: Weight (400-900 lbs) and Price Range (285.00-229.50)

SLAUGHTER BULLS: Yield Grade 1-2 1380-2170 lbs 147.00-159.00; high dressing 160.00-169.00; low dressing 138.00-148.00

SLAUGHTER COWS: Breaking and Boning (70-85% lean) 110.00-124.00; high dressing 118.00-130.00; low dressing 103.00-115.00. Lean (85-90%) 96.00-115.00

SLAUGHTER STEERS: Choice 2-3 188.00-192.00. Select and Choice 1-3 185.00-186.50. Select and Choice 2-3 180.00-186.00

SLAUGHTER HEIFERS: Choice and Prime 2-4 195.00. Choice 2-3 186.00-192.00

BRED COWS: Scarce

COW/CALF PAIRS: Scarce

NORTH CENTRAL MISSOURI WEEKLY SUMMARY

(Macon, Unionville, Green City, New Cambria)

Receipts: 2,220 Week ago: 5,263 Year ago: 3,857
Compared to two weeks ago, steers sharply higher, yearling steers 2.00 to 3.00 higher. Heifers steady, except 450-600 lbs sharply higher. Slaughter cows 4.00 to 6.00 higher.

*Some sale barns on a bi-weekly schedule and may not have a sale each week.

FEEDER STEERS:
Medium and Large 1

Table with 2 columns: Weight (400-800 lbs) and Price Range (360.00-270.50)

FEEDER HEIFERS:
Medium and Large 1-2

Table with 2 columns: Weight (350-800 lbs) and Price Range (345.00-240.00)

SLAUGHTER BULLS: Yield Grade 1-2 1585-1965 lbs. 141.00-154.00

SLAUGHTER COWS: Breaking and Boning (70-85% lean) 109.50-119.50. Lean (85-90%) 130.00-114.00

BRED COWS: Medium and Large 1-2 2-4 yrs 1150-1200 lbs 2nd/3rd stage 3750.00-3900.00; 2-8 yrs 1215-1400 lbs 2nd/3rd stage 2500.00-3750.00 per head

COW/CALF PAIRS: Medium and Large 1-2 2-8 yrs 1150-1530 lbs with 150- >300 lb calves 2775.00-3550.00 per pair

SOUTHEAST MISSOURI WEEKLY SUMMARY

(Jackson and Farmington)

Receipts: 1,368 Week Ago: 2,644 Year ago: 1,078
 Compared to last week, steer and heifers uneven from 2.00 lower to 20 higher. Slaughter cows steady to 1.00 lower.

FEEDER STEERS:
 Medium and Large 1

300-400 lbs.	340.00-375.00
400-500 lbs.	319.00-360.00
500-600 lbs.	287.00-328.00
600-700 lbs.	263.00-299.00
700-800 lbs.	240.00-277.00
800-900 lbs.	226.00-250.10

FEEDER HEIFERS:
 Medium and Large 1

300-400 lbs.	300.00-345.00
400-500 lbs.	272.00-320.00
500-600 lbs.	250.00-296.00
600-700 lbs.	230.00-267.00
700-750 lbs.	220.00-234.00

SLAUGHTER BULLS: Yield Grade 1-2 1055-2165 lbs 120.00-137.00, high dressing 140.00-155.00; low dressing 107.00

SLAUGHTER COWS: Breaking and Boning (75-85% lean) 100.00-112.00; high dressing 112.00-122.00; low dressing 83.00-97.00. Lean (85-90% lean) 66.00-101.00

BRED COWS: Medium and Large 2 2-8 yrs 1075-1400 lbs 2nd and 3rd stage 1525.00-1875.00 per head

COW & CALF PAIRS: Scarce

EAST CENTRAL MISSOURI WEEKLY SUMMARY

(Cuba, Vienna)

Receipts: 3,919 Week Ago: 3,768 Year ago: 3,186
 Compared to last week, steers under 750 lbs steady to 6.00 higher, over 750 lbs steady to 4.00 lower. Heifers steady to 4.00 higher. Slaughter cows steady to 2.00 lower.

FEEDER STEERS:
 Medium and Large 1

300-400 lbs.	380.00-438.00
400-500 lbs.	335.00-420.00
500-600 lbs.	296.50-355.00
600-700 lbs.	270.00-306.00
700-800 lbs.	242.00-276.50
800-850 lbs.	238.50-246.00

FEEDER HEIFERS:
 Medium and Large 1

300-400 lbs.	330.00-357.50
400-500 lbs.	291.00-342.00
500-600 lbs.	265.50-309.50
600-700 lbs.	248.00-268.50
700-800 lbs.	215.00-249.00

SLAUGHTER BULLS: Yield Grade 1-2 1585-1875 lbs 142.50-162.00; high dressing ind. 164.00; low dressing 125.00-132.00

SLAUGHTER COWS: Breaking and Boning, (70-85% lean) 108.00-119.00; high dressing 118.50-125.50. Lean (85-90%) 92.00-111.00

BRED COWS: Scarce

COW & CALF PAIRS: Scarce

NORTHWEST MISSOURI WEEKLY SUMMARY

(Tina)

Receipts: 2,086 Week Ago: 1,108 Year Ago: 1,780
 Compared to last week, steers and heifers 5.00 to 10.00 higher, some spots higher on the more attractive calves. Slaughter cattle mostly 1.00 to 3.00 higher.

FEEDER STEERS:
 Medium and Large 1

400-500 lbs.	333.00-397.00
500-600 lbs.	306.00-342.00
600-700 lbs.	273.00-310.50
700-800 lbs.	265.50-280.00
800-900 lbs.	255.50-256.25

FEEDER HEIFERS:
 Medium and Large 1

400-500 lbs.	315.00-345.00
500-600 lbs.	278.50-316.50
600-650 lbs.	256.00-277.00
700-800 lbs.	242.00-245.75

SLAUGHTER BULLS: Yield Grade 1-2 1305-2115 lbs 151.00-165.00; couple high dressing 166.50-171.50; low dressing 125.50-148.00

SLAUGHTER COWS: Breaking and Boning, (70-85% lean) 112.00-126.50; high dressing 127.50-135.50; low dressing 96.50-112.00. Lean (85-90%) 106.00-122.50

BRED COWS: Scarce

COW/CALF PAIRS: Scarce

AFTERNOON NATIONAL SLAUGHTER CATTLE REVIEW

So far for Friday in the Southern Plains negotiated cash trading has been inactive on very light demand. In the Texas Panhandle, thus far for the week live FOB purchases have traded from 191.00 -192.00, with a light test noted. In Kansas, the last reported market was on Tuesday with live FOB purchases at 191.00. In Nebraska negotiated cash trading has been limited with light demand. In the Western Cornbelt negotiated cash trading has been inactive on very light demand. In these two regions, Thursday was the last reported live FOB and dressed delivered purchase market from 195.00-196.00 and at 305, respectively.

Negotiated Cash Sales:					
Confirmed:	4,103	Week Ago:	16,344	Year Ago:	18,286
Week to date:	75,287	Week Ago:	55,983	Year Ago:	29,813

Live Basis	Steers	Heifers
Over 80% Choice	195.00-196.00, avg 195.23	195.00
65-80% Choice	-	-
35-65% Choice	192.00	192.00
0-35% Choice	-	-
Total All Grades	192.00-196.00, avg 194.74	192.00-195.00, avg 194.81
Dressed Basis		
Over 80% Choice	305.00	-
65-80% Choice	-	-
35-65% Choice	-	-
0-35% Choice	-	-
Total All Grades	305.00	-

All Beef Type Steers/Heifers	Head	Avg Wt	Price Range	Wtd Avg
Live FOB	3,693	1419.5	192.00-196.00	194.71
Live Del	-	-	-	-
Dressed Del	396	945.5	305.00-315.00	306.82
Dressed FOB	-	-	-	-

WEEKLY COMMODITY FUTURES TRENDS

Compared to last Friday, Live Cattle 2.07 to 6.28 higher, Lean Hogs Dec 0.42 higher, others 1.43 to 2.10 lower, Feeder Cattle 1.83 to 3.00 higher.

Daily Futures Closes

	Mon.	Tues.	Wed.	Thu.	Fri.
Cattle					
Dec	187.80	189.85	192.25	192.12	193.65
Feb	187.02	189.02	191.37	190.85	192.02
Apr	188.95	190.65	192.62	192.17	193.00
Jun	184.45	186.05	187.77	187.10	187.32
Aug	183.32	184.85	186.22	185.30	185.12
Lean Hogs					
Dec	82.90	82.92	83.50	83.55	83.72
Feb	86.50	84.57	84.37	84.47	85.60
Apr	91.20	88.90	88.25	88.45	89.75
May	94.40	92.32	91.62	91.87	93.12
Jun	101.97	100.15	99.52	99.77	100.92
Fdr Cat					
Jan	255.80	257.32	259.05	258.35	257.65
Mar	255.20	257.45	259.37	258.57	257.67
Apr	256.25	258.35	260.17	259.22	258.52
May	256.42	258.35	260.12	259.10	258.55
Aug	261.15	262.87	264.75	263.57	263.07
Milk					
Dec	18.88	18.83	18.82	18.77	18.76
Jan	19.37	19.25	19.52	20.25	19.99
Feb	19.33	19.28	19.49	20.14	19.82

WEEKLY COMMODITY GRAIN FUTURES TRENDS

Compared to last Friday, Soybeans 0.03 to 0.05 lower, Wheat 0.03 to 0.16 lower, Corn steady to 0.06 higher, KC Wheat 0.01 to 0.04 higher, Soybean Meal 1.20 lower to 0.30 higher.

Daily Grain Futures Closes

	Mon.	Tues.	Wed.	Thu.	Fri.
Soybeans					
Jan	990	994 3/4	995 1/2	995 3/4	988v1/4
Mar	995 1/2	1000 1/4	1002 3/4	1003 1/4	995
May	1005	1009 1/4	1013	1013 1/2	1005 1/2
Jul	1016 3/4	1020 1/2	1023 1/2	1023 3/4	1016
Aug	1014 1/2	1018 1/2	1021 3/4	1021 1/2	1013 3/4
Wheat					
Dec	541 1/4	542	543 1/2	538 3/4	526 1/2
Mar	558 3/4	561 3/4	563 1/4	558 1/2	552 1/4
May	567 1/4	570 1/2	572 3/4	568 1/4	562 1/4
Jul	573 1/4	577	579 1/2	575	568 3/4
Sep	585 1/2	589 3/4	592	587 1/2	580 3/4
Corn					
Dec	434	440 1/2	438	431 3/4	430
Mar	441 3/4	449	448 1/4	443 1/2	442
May	447 3/4	455 1/4	455 1/2	451	449 1/4
Jul	450 1/2	457 1/4	458 1/4	455	453
Sep	435 1/2	438	439 3/4	437	434 3/4
KC Wheat					
Dec	542 1/4	549 1/4	550 3/4	546 1/4	538 3/4
Mar	558 3/4	565 3/4	567 1/4	562 3/4	557
May	566 1/4	573	574 3/4	570 1/4	565 1/4
Jul	574	580 3/4	582 1/4	578	573 1/4
Sep	586 1/4	593	594 1/2	590	585
SB Meal					
Dec	286.10	288.80	288.00	286.50	284.10
Jan	289.60	292.00	291.10	289.50	286.20
Mar	295.70	298.30	298.10	296.70	293.10
May	300.30	302.90	303.00	301.60	298.40
Jul	304.80	307.30	307.20	306.10	303.20

MISSOURI GRAIN WEEKLY TRENDS

Compared to last week, Soybeans 0.06 to 0.26 lower, Wheat 0.05 lower to 0.09 higher, Corn 0.08 lower to 0.02 higher, Sorghum 0.02 to 0.11 higher.

Area	#1 Soybeans	#2 Soft Wheat	#2 Corn	#2 Grain Sorghum
Kansas City				
Friday**	9.59-10.09	5.22	4.00-4.40	4.35
Monday	9.35-10.05	5.24	4.02-4.32	4.37
Tuesday	9.40-10.10	5.27	4.09-4.39	4.40
Wednesday	9.41-10.06	5.28	4.08-4.38	4.43
Thursday	9.40-10.05	5.23	4.03-4.33	4.38
Friday	9.33-9.98	5.17	4.02-4.32	4.37
St. Louis				
Friday**	10.31	5.57-5.67	4.64	4.71
Monday	10.25-10.26	5.56-5.69	4.64-4.66	4.74
Tuesday	10.30-10.31	5.57-5.72	4.69-4.72	4.81
Wednesday	10.31-10.34	5.63-5.78	4.63-4.68	4.88
Thursday	10.30	5.58-5.73	4.58	4.83
Friday	10.22-10.24	5.52-5.67	4.56-4.58	4.82
Central				
Friday**	9.54-9.64	5.07-5.27	4.05-4.10	---
Monday	9.50-9.60	5.09-5.29	4.07-4.12	---
Tuesday	9.55-9.65	5.12-5.32	4.14-4.19	---
Wednesday	9.56-9.66	5.13-5.33	4.13-4.18	---
Thursday	9.55-9.65	5.08-5.28	4.08-4.13	---
Friday	9.48-9.58	5.02-5.22	4.07-4.12	---
S.E. MO				
Friday**	10.21-10.24	5.47	4.54-4.60	---
Monday	10.17-10.22	5.49	4.56-4.62	---
Tuesday	10.20-10.27	5.52	4.61-4.69	---
Wednesday	10.21-10.28	5.53	4.60-4.68	---
Thursday	10.21-10.27	5.48	4.55-4.63	---
Friday	10.13-10.20	---	4.51-4.58	---

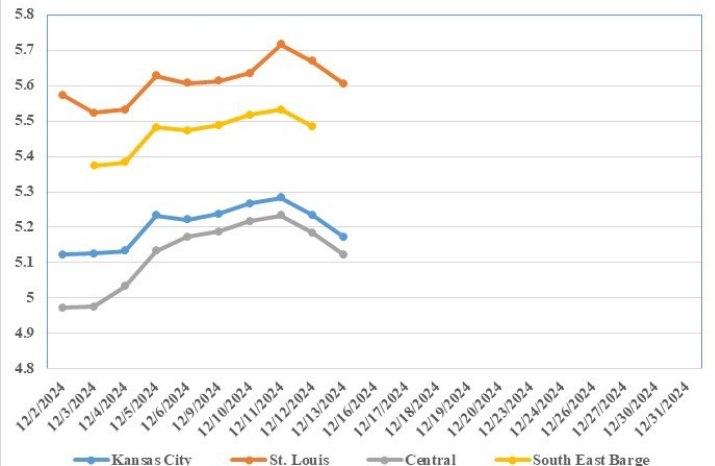
(PRICES PER BUSHEL) *NEW CROP **PREVIOUS WEEK'S PRICES
*Bids calculated using Kansas City, St. Louis, and St. Joseph bids

MONTHLY GRAIN CROP

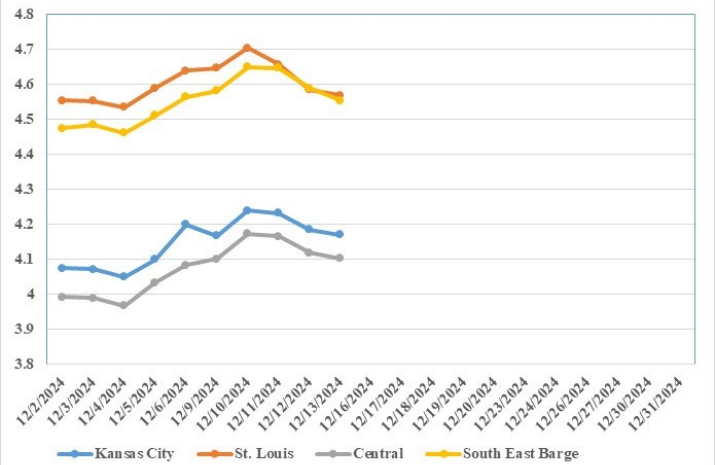
December 2024 Soybean Bids



December 2024 Wheat Bids



December 2024 Corn Bids



*Axis value ranges may be updated to reflect data points.
Only dates in which markets are trading and only current cash bids are represented.

WHOLESALE FEEDSTUFFS PRICES 12/06/24
(DOLLARS PER TON-BULK BASIS)

Area	Cottonseed Meal 41%	Soybean Meal 46.5-48%	Corn Gluten Pellets 21%	Wheat Middlings
Kansas City	330.00	N/a	202.00	180.00
St. Louis	325.00	N/a	201.00	168.50

WORLD AG SUPPLY AND DEMAND ESTIMATES

WHEAT: This month's 2024/25 U.S. wheat outlook is for slightly larger supplies, unchanged domestic use, increased exports, and lower ending stocks. Imports are raised 5 million bushels to 125 million on a strong pace for Hard Red Spring. Exports are raised 25 million bushels to 850 million. White wheat exports are increased 15 million bushels to 210 million, on stronger-than-expected sales and shipments to East Asian markets. Exports for Soft Red Winter and Hard Red Spring are both raised 5 million bushels. Projected wheat ending stocks are reduced by 20 million bushels to 795 million, still up 14 percent from last year. The season-average farm price is unchanged at \$5.60 per bushel.

COARSE GRAINS: This month's 2024/25 U.S. corn outlook is for greater corn used for ethanol, larger exports, and lower ending stocks. Corn used to produce ethanol is raised 50 million bushels to 5.5 billion, based on the most recent data from the Grain Crushings and Co-Products Production report and weekly ethanol production data as reported by the Energy Information Administration for the month of November. These data imply corn used for ethanol during the September to November quarter was the highest since 2017. Corn exports are raised 150 million bushels to 2.5 billion reflecting the pace of sales and shipments to date. With no other use changes, corn ending stocks are reduced 200 million bushels to 1.7 billion. The season-average corn price received by producers is unchanged at \$4.10 per bushel.

OILSEEDS: Total U.S. oilseed production for 2024/25 is forecast at 131.2 million tons, up slightly due to an increase for cottonseed. Soybean supply and use projections are unchanged. Soybean oil production is raised from last month on a higher extraction rate. With higher soybean oil supplies and strong export commitments to date, exports are raised 500 million pounds to 1.1 billion. Food, feed, and other industrial use of soybean oil is reduced 200 million pounds, leaving soybean oil ending stocks down slightly and similar to the 2023/24 marketing year. The U.S. season-average soybean price is forecast at \$10.20 per bushel, down \$0.60 from last month. The soybean meal price forecast is reduced \$20 to \$300 per short ton. The soybean oil price is forecast unchanged at 43 cents per pound.

MISSOURI WEEKLY HAY SUMMARY 12/13/2024

Colder weather seems have settled in for the winter. Most all farmers are feeding at least a little at this point although feeding needs will continue to increase for a while as winter progresses until full diets are met. The hay market is basically in some sideways movement with prices unevenly steady. The supply of hay is moderate to heavy, and demand is light to moderate. The Missouri Department of Agriculture has a hay directory at <https://apps.mda.mo.gov/haydirectory> or visit the University of Missouri Extension feed stuff finder at <https://feedstufffinder.org>

Alfalfa - Supreme 250.00-300.00, small square 8.00-12.00 per bale
Alfalfa - Premium 200.00-250.00
Alfalfa - Good 150.00-200.00, small square 6.00-10.00 per bale
Alfalfa - Fair 125.00-150.00
Corn Stalks - 15.00-25.00 per large round bale
Mixed grass - Good/Premium 125.00-200.00
Mixed grass-Fair/Good 80.00-125.00, small square 3.50-8.00 per bale
Mixed grass - Fair 30.00-50.00 per large round bale
Wheat straw - 4.00-7.00 per small square bale

Please Note: The above volumes (tonnage, acres, and bales) listed are for confirmed trades only, it does not include estimated volume (tonnage) for bids or offers to the trade. List your hay for sale at: [Hay Listing Online Form](#). Explanation of Hay Quality Guidelines: [Hay Quality Designation Guidelines](#). Glossary of Terms: [Livestock, Poultry, & Grain Hay Terms](#)

MISSOURI WEEKLY SHEEP/GOAT AUCTION SUMMARY

Receipts: 595 Week Ago: 1,092 Last Year: 1,356

SHEEP: Feeder lambs Small and Medium 1 hair 30-35 lbs 320.00-330.00. Small and Medium 1-2 hair 30-45 lbs 280.00-295.00; pkg 50 lbs 255.00.

Slaughter lambs Choice and Prime 1-3 hair 50-70 lbs 270.00-310.00; 70-80 lbs 270.00-285.00, fancy 310.00; pkg 108 lbs 205.00; 120-135 lbs 165.00-167.00. Choice 1-2 hair 50-70 lbs 245.00-260.00; 70-80 lbs 225.00-255.00; pkg 112 lbs 185.00.

Slaughter ewes Good 1-3 pkg 135 lbs 125.00. Utility and Good 1-2 115-160 lbs 90.00-105.00. Utility 1-2 95-205 lbs 80.00-90.00. Cull and Utility 1-2 70-90 lbs 50.00.

Replacement ewes Medium and Large 1-2 2-4 yrs pkg 87 lbs open 140.00; 100-125 lbs open 150.00-155.00. Small and Medium 1 hair <1 yrs 72 lbs open 305.00.

GOATS: Feeder kids Selection 1 30-40 lbs pygmies 230.00-245.00.

Slaughter kids Selection 1 45-80 lbs 300.00-340.00. Selection 1-2 45-90 lbs 275.00-295.00.

Explanatory Notes: Stage - Represents estimated lambing/kidding period (Open, Exp=exposed, Bred, Fall = Sep-Nov, Win = Dec-Feb, Spr = Mar-May, Sum=Jun-Aug; w/s = woolled and shorn; /hd= per head; /fam=per family
All price CWT unless otherwise noted.

MISSOURI DROUGHT MONITOR

Date	None	D0	D1	D2	D3	D4
12/10/24	39.07	32.30	28.63	0	0	0
12/03/24	44.82	28.80	26.38	0	0	0
12/12/23	0.14	25.44	38.05	35.11	1.27	0

Reflects percentage of Missouri impacted by drought. D0 Abnormally Dry; D1 Moderate Drought; D2 Severe Drought; D3 Extreme Drought; D4 Exceptional Drought

NATIONAL DIRECT DELIVERED FEEDER PIG REPORT

12/13/24 Receipts: 78,598 Week ago: 86,570 Year Ago: 122,721
Early weaned pigs steady to 1.00 higher and feeder pigs steady.
Cash 31,850 head 50.50-77.00, weighted average 64.71
Formula 32,398 head 50.21-73.12, weighted average 66.21
Feeder pigs 40 pounds basis:
Cash 14,350 head 75.00-93.00, weighted average 82.66

NATIONAL DAILY DIRECT PRIOR DAY HOG REPORTS FOR 12/13/24

BARROWS AND GILTS (Carcass Basis): 2,513 head
Base Carcass Price 71.00-83.50, weighted average 79.11

SOWS (Live Basis): 8,123 head
300-500 lbs. 20.00-62.00
Over 500 lbs. 33.00-62.00

MISSOURI WEEKLY DIRECT SLAUGHTER CATTLE REPORT 12/13/24

Weekly Receipts: 360 Week ago: 320 Year ago: 360
Trading as of Friday morning, flat dressed sales 5.00 higher and grid dressed sales 8.00 higher.

LIVE STEERS & HEIFERS: No sales reported
DRESSED STEERS & HEIFERS: 6 loads flat Thu 302.00

GRADE AND EIGHT (Grid): 2 loads Thu 215.00.

Click here for the current [National Crop Progress](#)
Click here for the current [Missouri Crop Progress](#)
The current hay directory can be found at: [Hay Directory](#).