

# Weekly Market Summary

Published by:  
**Missouri Department of Agriculture**  
**Ag Business Development Division**  
**Market News Program**



Chris Chinn, Director  
 Jill Wood, Division Director  
 Tony Hancock, Editor  
<http://www.ams.usda.gov/marketnews.htm>  
[agmarketnews.mo.gov](http://www.ams.usda.gov/marketnews.htm)

Michael L. Parson, Governor

Volume XLIV, Number 52 ♦ P.O. Box 630, Jefferson City, MO 65102 ♦ (573) 751-4211 ♦ Mon, Dec 30, 2024

## MISSOURI WEEKLY FEEDER CATTLE WEIGHTED AVERAGE REPORT 12/23/24

Feeder Cattle Receipts: 25,221 Week ago: 39,457 Year ago: 22,889  
 Steers and Heifers Medium and Large 1—Weighted average weights and prices

### STEERS: Medium and Large 1

323 lbs. 394.69 527 lbs. 336.20 720 lbs. 276.37 924 lbs. 240.37  
 381 lbs. 383.28 571 lbs. 319.86 778 lbs. 261.99 971 lbs. 243.79  
 426 lbs. 387.35 616 lbs. 301.96 820 lbs. 257.50  
 479 lbs. 363.36 676 lbs. 285.59 876 lbs. 246.87

### HEIFERS: Medium and Large 1

327 lbs. 351.25 526 lbs. 294.60 722 lbs. 260.68 969 lbs. 231.25  
 381 lbs. 340.77 571 lbs. 279.93 763 lbs. 251.42  
 425 lbs. 317.01 622 lbs. 269.26 831 lbs. 230.89  
 474 lbs. 311.25 673 lbs. 267.25 923 lbs. 207.90

## MISSOURI STEER (HEIFER) STOCKER FORMULA 12/30/2024

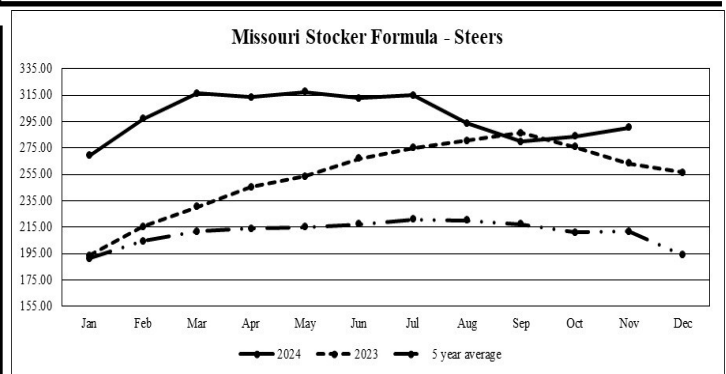
Monday's Missouri Stocker formula consists of 0 head with a weighted average weight of 0 lbs. and a price value of 0

\*Low volume due to lack of sales due to the holiday. \*  
 This a rolling seven day calculated weighted value which combines all Feeder Steers reported by MDA/USDA Market News Service weighing from 400-649 lbs. in the Medium and Large 1 and Medium and Large 1-2 frame and muscle classifications, including all comment cattle except Brahman X. Heifer values are in parentheses.

## MISSOURI WEEKLY CATTLE AUCTION SUMMARY 12/23/24

Total Receipts: 30,278 Week Ago: 47,900 Year Ago: 29,449

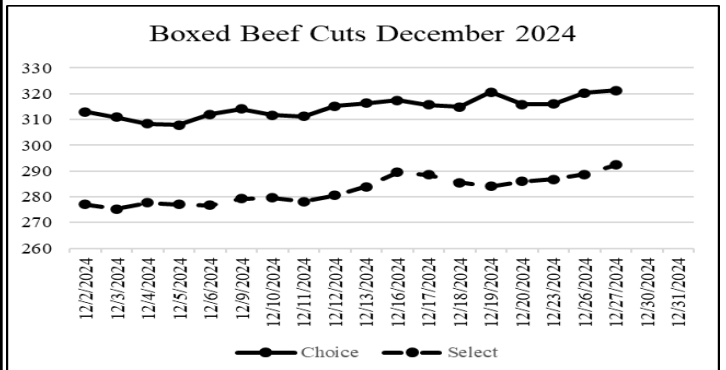
Compared to last week, steers and heifers under 600 lbs. sold mostly steady with instances of a few dollars on either side of steady, feeders over 600 lbs. sold steady to 5.00 higher. A lighter offering at most barns this week as business begin to slow prior to the holidays. Price levels continue to be at or very near all-time record highs as the year comes to an end. The monthly Cattle on Feed Report was released Friday with no surprises as all three categories were right in line with pre-report expectations. Winter officially arrived over the weekend, following an overall mild Fall everyone is currently setting on good supplies of feed to start off the new year in good shape for when harsher weather arrives as some point. A few stick-out sales this week included 24 head of 421 lb. steers at Joplin Regional Stockyards which sold for 405.00 and 34 head of 506 lb. steers for 350.00. New Cambria Livestock Auction sold 30 head of 609 lb. steers at 326.50. Lolli Brothers Livestock Market had several full loads of high-quality cattle this week, including 81 head of 659 lbs. steers that sold for 316.00, 78 head of 712 lb. steers for 289.75 and 70 head of 763 lb. steers for 275.25. Callaway Livestock Center sold a load of 813 lb. steers for 266.50. Tina Livestock Market sold a load of 861 lb. steers at 257.50 as well as 21 head of 530 lb. heifers for 318.00. Lolli Brothers Livestock Market also had several stick out sales on the heifer side of the market this week with a load of 695 lb. heifers which sold for 277.00, three load of 720-735 lb. heifers which all sold for 266.75, and a load of 759 lb. heifers which brought 260.75. Boxed beef cutouts were mixed for the week. Choice closed on Friday at 315.85, down 0.54 and Select closed at 285.91, up 2.05 compared to last Friday. Negotiated feedlot sales as of the Friday afternoon report totaled just shy of 47K head as of the 2:00 report cutoff time. Live sales were reported from 191.00-196.00 and dressed sales from mostly 305.00 with a couple of instances up to 315.00. IA and NE accounted for nearly all the trade reported with only very light numbers reported in KS and nearly nothing in TX. The Missouri Stocker formula consists of 5172 head with a weighted average weight of 549.54 lbs. and a price value of 317.66, 0.04 lower than a week ago. The steer/heifer spread is 36.66 per cwt.



\*Graph is updated the first Monday of each month. Axis value ranges may be updated to reflect data points.

## NATIONAL BOXED BEEF CUTOUT/BOXED BEEF CUTS

DATE	CHOICE	SELECT	TOTAL LOADS
12/23	315.98	286.75	114
12/24	Closed	-	-
12/25	Holiday	-	-
12/26	320.39	288.77	186
12/27	321.34	292.37	46
5 Day Simple Average	319.24	289.30	



\*Axis value ranges may be updated to reflect data points.

## WEEKLY LIVESTOCK SLAUGHTER 12/27/24

	CATTLE	HOGS	SHEEP
Week to Date:	434,000	2,051,000	31,000
Last Week:	617,000	2,581,000	38,000
Last Year:	500,521	2,222,639	35,268

**SOUTHWEST MISSOURI WEEKLY SUMMARY**

(Joplin and Springfield) w/e 12/21/24

Receipts: 9,137 Week ago: 18,375 Year Ago: 14,315  
Compared to last week, feeders 5.00 lower to 5.00 higher. Slaughter cows and bulls steady to 4.00 higher.

**FEEDER STEERS:**  
Medium and Large 1

Table with 2 columns: Weight (300-1000 lbs) and Price Range (360.00-235.00).

**FEEDER HEIFERS:**  
Medium and Large 1

Table with 2 columns: Weight (300-950 lbs) and Price Range (310.00-207.50).

**FEEDER HOLSTEIN STEERS**  
Large 3

Scarce Scarce

**SLAUGHTER COWS:** Breaking and Boning (70-85% lean) 106.00-121.00; high dressing 118.00-131.00; low dressing 82.50-110.00. Lean (85-90%) 99.00-114.00

**SLAUGHTER BULLS:** Yield Grade 1-2 1210-2190 lbs. 140.00-163.00; high dressing 158.00-174.00; low dressing 119.00-144.00

**BRED COWS:** Medium and Large 1 2-8 yrs 915-1650 lbs 2nd/3rd stage 2250.00-2450.00, 1st stage 1950.00-2200.00. Medium and Large 1-2 2-8 yrs 820-1555 lbs 2nd/3rd stage 1575.00-2600.00, 1st stage 1350.00-1900.00; >8 yrs 991-1340 lbs 2nd/3rd stage 1500.00-2200.00 per head

**BRED HEIFERS:** Medium and Large 1-2 2-4 yrs 890-1025 lbs 1st stage 1750.00-1900.00 per head

**COW & CALF PAIRS:** Medium and Large 1 2-8 yrs 1085-1765 lbs with baby to 300 lb calves 2250.00-3000.00 per pair

**SOUTH CENTRAL MISSOURI WEEKLY SUMMARY**

(West Plains, Phillipsburg) w/e 12/21/24

Receipts: 3,222 Week ago: 4,869 Year Ago: 1,719  
Compared to last week, feeders sold mostly steady to 6.00 higher, a few spots of steady to 2.00 lower late week on steer calves. Slaughter cows sold steady to 4.00 higher.

**FEEDER STEERS:**  
Medium and Large 1

Table with 2 columns: Weight (300-912 lbs) and Price Range (355.00-239.75).

**FEEDER HEIFERS:**  
Medium and Large 1

Table with 2 columns: Weight (300-700 lbs) and Price Range (307.50-250.00).

**FEEDER HOLSTEIN STEERS:**  
Large 3

Scarce Scarce

**SLAUGHTER COWS:** Breaking and Boning (70-85% lean) 105.50-120.00, high dressing 118.00-134.00; low dressing 91.00-109.00. Lean (85-90%) 90.00-110.00

**SLAUGHTER BULLS:** Yield Grade 1-2 1295-2115 lbs. 138.00-158.00; high dressing 157.50-172.00; low dressing 100.00-136.00

**BRED COWS:** Medium and Large 1-2 2-8 1075-1510 2nd and 3rd stage 1750.00-2400.00; 1st stage 1600.00-2050.00 per head

**BRED HEIFERS:** Medium and Large 1-2 few 975-1400 lbs 1st to 3rd stage 1700.00-2400.00 per head

**COW & CALF PAIRS:** Medium and Large 1-2 2-8 yrs 1100-1400 lbs baby to 300 lb calves 2650.00-3550.00 per pair

**WEST CENTRAL MISSOURI WEEKLY SUMMARY**

(Kingsville, Windsor, Butler) w/e 12/21/24

Receipts: 3,811 Week ago: 7,871 Year ago: 3,884  
Compared to last week, steers and heifers steady to 5.00 higher some 650-750 in load lots 10.00 higher. Slaughter cows steady to 2.00 higher.

**FEEDER STEERS:**  
Medium and Large 1

Table with 2 columns: Weight (400-995 lbs) and Price Range (344.00-239.00).

**FEEDER HEIFERS:**  
Medium and Large 1

Table with 2 columns: Weight (400-800 lbs) and Price Range (293.00-244.00).

**SLAUGHTER BULLS:** Yield Grade 1-2 1700-2265 lbs 149.00-155.00; high dressing 163.50-167.00.

**SLAUGHTER COWS:** Breaking and Boning (70-85% lean) 105.00-122.50, high dressing 115.00-131.00; low dressing 90.00-104.00. Lean (85-90%) 90.00-107.00

**BRED COWS:** Scarce

**COW & CALF PAIRS:** Scarce

**NORTHEAST MISSOURI WEEKLY SUMMARY**

(Bowling Green, Kingdom City, Palmyra) w/e 12/21/24

Receipts: 7,192 Week ago: 4,279 Year ago: 8,186  
Compared to last week, calves under 700 lbs sold steady to 10.00 higher, heavier weights sold with higher undertones. Slaughter cows sold steady to 5.00 higher.

**FEEDER STEERS:**  
Medium and Large 1

Table with 2 columns: Weight (400-800 lbs) and Price Range (345.00-260.00).

**FEEDER HEIFERS:**  
Medium and Large 1

Table with 2 columns: Weight (400-700 lbs) and Price Range (307.00-231.25).

**SLAUGHTER BULLS:** Yield Grade 1-2 1315-2365 lbs 147.00-159.00; high dressing 163.00-174.00; low dressing 135.00-144.00.

**SLAUGHTER COWS:** Breaking and Boning, (70-85% lean) 112.00-125.00; high dressing 120.00-137.00; low dressing 100.00-117.00. Lean (85-90%) 100.00-115.00

**SLAUGHTER STEERS:** Choice 2-3 188.00-192.00. Select and Choice 2-3 179.00-185.00. Select 1-2 180.00-184.50.

**SLAUGHTER HEIFERS:** Choice and Prime 2-4 195.00. Choice 2-3 188.00-193.50. Select and Choice 1-3 184.00-186.00

**BRED COWS:** Medium and Large 1 2-8 yrs 1300-1600 lbs 3rd stage 2575.00-2925.00 per head

**BRED HEIFERS:** Medium and Large 1 1 1/2-4 yrs 1115-1235 lbs 3rd stage 3200.00-3400.00 per head

**NORTH CENTRAL MISSOURI WEEKLY SUMMARY**

(Macon, Unionville, Green City, New Cambria) w/e 12/21/24

Receipts: 4,348 Week ago: 2,220 Year ago: 2,799  
Compared to two weeks ago, feeders sold steady to 7.00 higher, Slaughter cows sold uneven from 3.00 lower to 3.00 higher.

\*Some sale barns on a bi-weekly schedule and may not have a sale each week.

**FEEDER STEERS:**  
Medium and Large 1

Table with 2 columns: Weight (400-700 lbs) and Price Range (359.00-265.00).

**FEEDER HEIFERS:**  
Medium and Large 1

Table with 2 columns: Weight (350-700 lbs) and Price Range (355.00-240.00).

**SLAUGHTER BULLS:** Yield Grade 1-2 1550-2275 lbs. 149.00-155.00.

**SLAUGHTER COWS:** Breaking and Boning (70-85% lean) 106.00-128.00; high dressing 125.00-133.00. Lean (85-90%) 104.00-115.00

**BRED COWS:** Medium and Large 1 2-8 yrs 1150-1260 lbs 2nd and 3rd stage 2850.00-3300.00 per head

**BRED HEIFERS:** Medium and Large 1 <2 yrs 1100-1250 lbs 2nd and 3rd stage 3000.00-3500.00 per head

**SOUTHEAST MISSOURI WEEKLY SUMMARY**

(Jackson and Farmington) w/e 12/21/24

Receipts: 1,557 Week Ago: 1,368 Year ago: 922  
 Compared to last week, 600-700 lb steers steady to 6.00 lower, rest of the offering steady to 10.00 higher. Slaughter cows 1.00 lower. Slaughter bulls steady.

<b>FEEDER STEERS:</b> Medium and Large 1		<b>FEEDER HEIFERS:</b> Medium and Large 1	
300-400 lbs.	322.00-390.00	300-400 lbs.	300.00-345.00
400-500 lbs.	320.00-357.00	400-500 lbs.	282.00-312.00
500-600 lbs.	287.00-320.00	500-600 lbs.	242.00-287.00
600-700 lbs.	250.00-295.00	600-700 lbs.	240.00-262.00
700-800 lbs.	240.00-265.00	700-800 lbs.	216.00-242.00
800-900 lbs.	243.00-253.00		

**SLAUGHTER BULLS:** Yield Grade 1-2 940-2120 lbs 123.00-139.00; high dressing 138.00-155.00; low dressing 97.00-119.50  
**SLAUGHTER COWS:** Breaking and Boning (75-85% lean) 100.00-111.50; high dressing 112.00-123.50; low dressing 97.00-100.00. Lean (85-90% lean) 75.00-100.00

**BRED COWS:** Medium and Large 2 2-8 yrs 1045-1485 lbs 2nd stage 1750.00-2275.00; >8 yrs 1015-1380 lbs 2nd/3rd stage 1325.00-1900.00 per head  
**COW & CALF PAIRS:** Scarce

**EAST CENTRAL MISSOURI WEEKLY SUMMARY**

(Cuba, Vienna) w/e 12/21/24

Receipts: 1,738 Week Ago: 3,919 Year ago: 1,533  
 Compared to last week, steers under 600 lbs. steady to 4.00 lower, over steady to 4.00 higher, heifers steady to 3.00 lower. Slaughter cows steady to 3.00 higher.

<b>FEEDER STEERS:</b> Medium and Large 1		<b>FEEDER HEIFERS:</b> Medium and Large 1	
500-600 lbs.	300.00-321.00	300-400 lbs.	331.00-360.00
600-700 lbs.	270.00-295.50	400-500 lbs.	279.00-327.00
700-800 lbs.	245.00-263.00	500-600 lbs.	260.00-268.00
800-850 lbs.	240.00-250.00	600-700 lbs.	230.00-252.00
		700-800 lbs.	213.50-231.00

**SLAUGHTER BULLS:** Yield Grade 1-2 1305-2165 lbs 145.00-154.00; high dressing ind. 172.50; low dressing 120.00-139.00  
**SLAUGHTER COWS:** Breaking and Boning, (70-85% lean) 107.00-121.50; high dressing 120.00-127.00. Lean (85-90%) 96.00-108.00

**BRED COWS:** Medium and Large 1 2-8 yrs 1040-1425 lbs 2nd/3rd stage 2600.00-3400.00; >8 yrs 1205-1537 lbs 2nd/3rd stage 1975.00-2950.00. Medium and Large 1-2 2-8 yrs 920-1435 lbs 1st to 3rd stage 1900.00-2525.00 per head  
**COW & CALF PAIRS:** Medium and Large 1-2 2-8 yrs 800-1350 lbs with baby to 300 lb calves 3100.00-3900.00; >8 yrs 1135-1320 lbs with 150-300 lb calves 2425.00-2900.00 per pair

**NORTHWEST MISSOURI WEEKLY SUMMARY**

(Tina) w/e 12/21/24

Receipts: 2,014 Week Ago: 2,086 Year Ago: 2,092  
 Compared to last week, feeders sold 5.00 to 15.00 higher. Slaughter cows sold mostly steady.

<b>FEEDER STEERS:</b> Medium and Large 1		<b>FEEDER HEIFERS:</b> Medium and Large 1	
400-500 lbs.	342.00-402.00	400-500 lbs.	325.00-354.00
500-600 lbs.	315.00-348.00	500-600 lbs.	284.00-319.00
600-700 lbs.	288.00-312.50	600-650 lbs.	266.00-275.00
700-800 lbs.	279.00-285.50	Load 730 lbs.	259.75
Load 861 lbs.	257.50		
942-956 lbs	243.75-245.00		

**SLAUGHTER BULLS:** Yield Grade 1-2 1625-2005 lbs few 144.00-147.00  
**SLAUGHTER COWS:** Breaking and Boning, (70-85% lean) 112.00-126.00; high dressing 127.00-131.50; low dressing 95.00-111.00. Lean (85-90%) 105.00-120.00

**BRED COWS:** Scarce **COW/CALF PAIRS:** Scarce

**AFTERNOON NATIONAL SLAUGHTER CATTLE REVIEW**

Thus far for Friday in the Southern Plains negotiated cash trade has been light to moderate with moderate demand. Compared to last week live FOB purchases traded 1.00-2.00 higher from 192.00 - 193.00. In Nebraska and Western Cornbelt negotiated cash trading has been light on light demand. In Nebraska, a few dressed delivered purchases traded at 307.00. In the Western Cornbelt, a few live FOB purchases traded at 196.00. However, not enough purchases in either region for a full market trend. For the prior week in Nebraska and the Western Cornbelt, live FOB purchases traded from 195.00-195.50 and 195.00-196.00, respectively. Dressed delivered purchases in Nebraska and the Western Cornbelt traded at 305.00.

Negotiated Cash Sales:					
Confirmed:	16,241	Week Ago:	4,466	Year Ago:	9,909
Week to date:	19,361	Week Ago:	46,858	Year Ago:	59,187

Live Basis	Steers	Heifers
Over 80% Choice	192.00-196.00 avg 194.30	192.00-196.00 avg 194.15
65-80% Choice	192.00-193.00 avg 192.19	192.00-193.00 avg 192.46
35-65% Choice	192.00-193.00 avg 192.76	192.00-192.00 avg 192.00
0-35% Choice	-	-
Total All Grades	192.00-196.00 avg 193.39	192.00-196.00 avg 193.26
Dressed Basis		
Over 80% Choice	305.00-308.00 avg 307.03	305.00-309.00 avg 307.65
65-80% Choice	307.00-307.00 avg 307.00	-
35-65% Choice	-	-
0-35% Choice	-	-
Total All Grades	305.00-308.00 avg 307.03	305.00-309.00 avg 307.65

All Beef Type Steers/Heifers	Head	Avg Wt	Price Range	Wtd Avg
Live FOB	12,925	1387.4	191.00-196.00	193.32
Live Del	360	1455.8	196.00-197.00	196.83
Dressed Del	2,886	1014.1	305.00-309.00	307.30
Dressed FOB	-	-	-	-

**WEEKLY COMMODITY FUTURES TRENDS**

Compared to last week, Live Cattle 2.18 to 3.97 higher, Lean Hogs 0.10 to 1.77 lower, except Jul 0.18 higher, Feeder Cattle 3.72 to 5.77 higher.

Daily Futures Closes

	Mon.	Tues.	Wed.	Thu.	Fri.
Cattle					
Dec	190.97	190.80	Holiday	192.77	193.50
Feb	187.45	187.37		190.10	190.65
Apr	189.70	189.55		192.60	193.35
Jun	184.82	185.02		187.97	188.82
Aug	183.27	183.57		186.20	187.00
Lean Hogs					
Feb	84.37	84.37	Holiday	84.20	84.15
Apr	89.62	89.17		89.25	89.52
May	93.32	93.25		93.30	93.62
Jun	101.30	101.25		101.55	102.00
Jul	101.27	101.30		101.60	102.10
Fdr Cat					
Jan	256.60	255.85	Holiday	259.30	261.37
Mar	256.00	255.00		259.50	260.55
Apr	256.77	255.85		260.02	261.05
May	256.82	255.97		259.82	260.77
Aug	261.62	261.00		264.60	265.37
Milk					
Dec	18.66	18.68	Holiday	18.69	18.69
Jan	19.71	19.70		19.62	20.12
Feb	19.61	19.88		19.90	20.49

**WEEKLY COMMODITY GRAIN FUTURES TRENDS**

Compared to last week, Soybean 0.05 to 0.14 higher, Wheat 0.13 to 0.14 higher, Corn 0.03 to 0.10 higher, KC Wheat 0.10 to 0.11 higher, Soybean Meal 6.40 to 9.70 higher.

**Daily Grain Futures Closes**

	Mon.	Tues.	Wed.	Thu.	Fri.
<b>Soybeans</b>					
Jan	969 1/2	975 1/4	Holiday	988	980
Mar	975 1/2	981 1/4		997 1/4	989 3/4
May	984	990		1007 1/2	1000 1/2
Jul	993 3/4	1001 1/4		1018 1/2	1012
Aug	992	1000		1016 3/4	1010 3/4
<b>Wheat</b>					
Mar	540 1/2	534 3/4	Holiday	541	546 1/2
May	551	545 1/4		552	556 3/4
Jul	558 1/4	552 1/2		559 1/2	563 3/4
Sep	571 1/2	566		572 1/2	576 1/2
Dec	589	568 3/4		590 1/4	594
<b>Corn</b>					
Mar	447 3/4	448 1/2	Holiday	453 3/4	454
May	453 1/2	455		460 1/4	461 1/2
Jul	455 3/4	457 1/4		463 3/4	464 1/2
Sep	435 1/4	436		440 1/2	439 1/4
Dec	437 1/4	437 1/4		441 3/4	440 3/4
<b>KC Wheat</b>					
Mar	551	543 3/4	Holiday	551 1/2	554 1/2
May	559	551 3/4		559 1/2	562 3/4
Jul	567	560 1/4		568 1/4	571 1/2
Sep	579 1/4	572 1/2		580 1/4	583 1/2
Dec	595 3/4	589		596 3/4	600
<b>SB Meal</b>					
Jan	289.50	292.90	Holiday	305.70	300.90
Mar	298.00	301.60		314.90	310.50
May	303.30	307.10		320.20	316.20
Jul	308.00	311.90		324.50	321.30
Aug	308.60	312.70		324.60	321.70

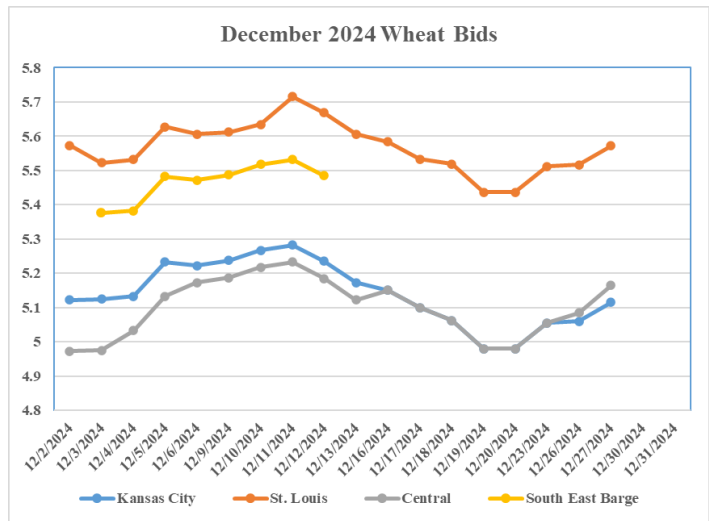
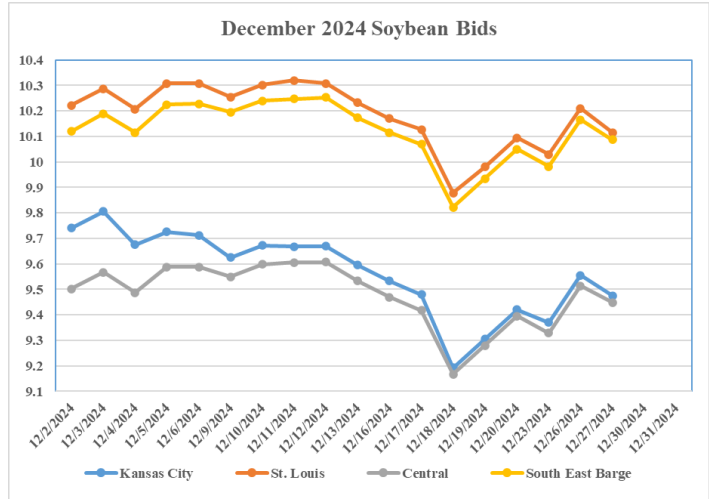
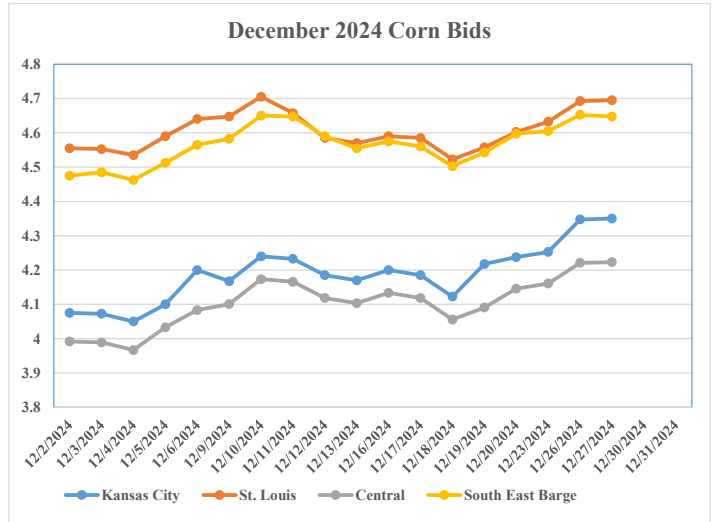
**MISSOURI GRAIN WEEKLY TRENDS**

Compared to last week, Soybeans 0.02 to 0.10 higher, Wheat 0.13 higher, Corn 0.08 to 0.15 higher, Sorghum 0.08 higher.

Area	#1 Soybeans	#2 Soft Wheat	#2 Corn	#2 Grain Sorghum
<b>Kansas City</b>				
Friday**	9.19-9.69	4.98	4.06-4.41	4.31
Monday	9.14-9.64	5.05	4.07-4.42	4.32
Tuesday	Closed			
Wednesday	Holiday			
Thursday	9.33-9.83	5.06	4.14-4.56	4.39
Friday	9.25-9.75	5.11	4.14-4.56	4.39
<b>St. Louis</b>				
Friday**	10.08-10.10	5.33-5.55	4.59-4.61	4.46
Monday	10.00-10.05	5.40-5.62	4.62-4.63	4.47
Tuesday	Closed			
Wednesday	Holiday			
Thursday	10.19-10.23	5.41-5.63	4.69-4.70	4.54
Friday	10.11-10.12	5.46-5.68	4.69-4.70	4.54
<b>Central</b>				
Friday**	9.34-9.44	4.93-5.03	4.11-4.16	---
Monday	9.24-9.39	5.00-5.10	4.12-4.17	---
Tuesday	Closed			---
Wednesday	Holiday			---
Thursday	9.43-9.58	5.06-5.11	4.19-4.24	---
Friday	9.39-9.50	5.16	4.19-4.24	---
<b>S.E. MO</b>				
Friday**	10.02-10.06	---	4.57-4.62	---
Monday	9.94-10.01	---	4.57-4.63	---
Tuesday	Closed	---	---	---
Wednesday	Holiday	---	---	---
Thursday	10.13-10.20	---	4.61-4.70	---
Friday	10.06-10.12	---	4.59-4.74	---

(PRICES PER BUSHEL) \*NEW CROP \*\*PREVIOUS WEEK'S PRICES  
\*Bids calculated using Kansas City, St. Louis, and St. Joseph bids

**MONTHLY GRAIN CROP**



\*Axis value ranges may be updated to reflect data points.  
Only dates in which markets are trading and only current cash bids are represented.

**WHOLESALE FEEDSTUFFS PRICES 12/20/24**  
(DOLLARS PER TON-BULK BASIS)

Area	Cottonseed Meal 41%	Soybean Meal 46.5-48%	Corn Gluten Pellets 21%	Wheat Middlings
Kansas City	330.00	276.00	202.00	175.00
St. Louis	325.00	n/a	201.00	175.00



## COLD STORAGE

### November 2024 Highlights

Total natural cheese stocks in refrigerated warehouses on November 30, 2024 were down 1 percent from the previous month and down 7 percent from November 30, 2023.

Butter stocks were down 20 percent from last month but up slightly from a year ago.

Total frozen poultry supplies on November 30, 2024 were down 9 percent from the previous month and down 7 percent from a year ago. Total stocks of chicken were up 1 percent from the previous month but down 8 percent from last year. Total pounds of turkey in freezers were down 34 percent from last month and down slightly from November 30, 2023.

Total frozen fruit stocks were down 7 percent from last month and down 3 percent from a year ago. Total frozen vegetable stocks were down 4 percent from last month and down 5 percent from a year ago.

Total red meat supplies in freezers were down 3 percent from the previous month and down 5 percent from last year. Total pounds of beef in freezers were up 2 percent from the previous month but down 4 percent from last year. Frozen pork supplies were down 8 percent from the previous month and down 6 percent from last year. Stocks of pork bellies were up 39 percent from last month but down 53 percent from last year.

## QUARTERLY HOGS AND PIGS

### United States Hog Inventory Up 1 Percent

United States inventory of all hogs and pigs on December 1, 2024 was 75.8 million head. This was up 1 percent from December 1, 2023, but down slightly from September 1, 2024.

Breeding inventory, at 6.00 million head, was up slightly from last year, but down 1 percent from the previous quarter.

Market hog inventory, at 69.8 million head, was up 1 percent from last year, but down slightly from last quarter.

The September-November 2024 pig crop, at 35.2 million head, was up 2 percent from 2023. Sows farrowing during this period totaled 2.96 million head, down slightly from 2023. The sows farrowed during this quarter represented 49 percent of the breeding herd. The average pigs saved per litter was 11.92 for the September-November period, compared to 11.66 last year.

## MISSOURI WEEKLY HAY SUMMARY 12/20/2024

Recent moisture helped to improve the drought monitor over the last week. Still forty percent of the state is listed as abnormally or moderately dry, mostly the western boarder and a few counties in the northeast. Overall mild weather with above average temperatures for the fall has preserved much of the abundant hay supply which is good given how little fall pasture existed. Hay moment remains fairly slow and there is plenty hay for sale with much of it priced below the cost of production. Hay prices are unevenly steady. The supply of hay is moderate to heavy, and demand is generally light. The Missouri Department of Agriculture has a hay directory at <https://apps.mda.mo.gov/haydirectory> or visit the University of Missouri Extension feed stuff finder at <https://feedstufffinder.org>

Alfalfa - Supreme 250.00-300.00, small square 8.00-12.00 per bale  
Alfalfa - Premium 200.00-250.00  
Alfalfa - Good 150.00-200.00, small square 6.00-10.00 per bale  
Alfalfa - Fair 125.00-150.00  
Corn Stalks - 15.00-25.00 per large round bale  
Mixed grass - Good/Premium 125.00-200.00  
Mixed grass-Fair/Good 80.00-125.00, small square 3.50-8.00 per bale  
Mixed grass - Fair 30.00-50.00 per large round bale  
Wheat straw - 4.00-7.00 per small square bale

Special Note: This report will not be published the week ending Dec 27th.

Please Note: The above volumes (tonnage, acres, and bales) listed are for confirmed trades only, it does not include estimated volume (tonnage) for bids or offers to the trade. List your hay for sale at: [Hay Listing Online Form](#). Explanation of Hay Quality Guidelines: [Hay Quality Designation Guidelines](#). Glossary of Terms: [Livestock, Poultry, & Grain Hay Terms](#)

## MISSOURI WEEKLY SHEEP/GOAT AUCTION SUMMARY

Receipts: 3,527 Week Ago: 1,132 Last Year: 3,054

**SHEEP:** Feeder Lambs: Small and Medium 1-2 30-50 lbs 275.00-355.00. Slaughter lambs Choice and Prime 1-3 hair 50-70 lbs 310.00-365.00; 70-80 lbs 265.00-315.00; 80-90 lbs 250.00-275.00; 90-100 lbs 232.50-255.00; 82 hd 102 lbs 225.00. Choice 103 hair 50-70 lbs 280.00-315.00; 70-80 lbs 260.00-280.00; 80-100 lbs 210.00-235.00. Good 1-2 hair 50-70 lbs 230.00-275.00; pkg 88 lbs 200.00; pkg 109 lbs 135.00. Slaughter ewes Good 2-3 hair 100-150 lbs 115.00-125.00/CWT; 110-130 lbs 120.00-125.00/hd. Utility and Good 1-3 hair 80-125 lbs 100.00-110.00/CWT; pkg 110 lbs 117.50/hd. Cull and Utility 1-2 hair 90-100 lbs 70.00-85.00/hd. Bucks 1-2 hair 115-145 lbs 125.00-175.00; 150-200 lbs 115.00-155.00. Replacement ewes Small and Medium 1-2 hair >6 yrs 208 lbs exp 135.00. Small and Medium 1-2 hair 2-4 yrs 120-125 lbs exp 170.00-220.00/hd; 4-6 yrs 102-140 lbs exp 130.00-170.00/hd. Families Small and Medium 1-2 4-6 yrs 115-130 lbs exp with <20 lb lambs 225.00-275.00/fam. Bucks Small and Medium 1-2 hair 100 lbs 195.00.

**GOATS:** Feeder Kids: Selection 1 40-50 lbs 305.00-337.50. Selection 2 30-50 lbs 215.00-300.00. Wether kids Selection 2 pkg 26 lbs 230.00; 37 hd 36 lbs 290.00. Slaughter kids Selection 1 50-75 lbs 305.00-360.00. Selection 2 50-60 lbs 200.00-285.00; 60-70 lbs 285.00-305.00, pygmies 205.00; 70-80 lbs 225.00-295.00; 80-90 lbs 250.00-255.00; pkg 91 lbs 245.00. Slaughter nannies/does Selection 1-2 pkg 52 lbs 150.00, pygmies 135.00; pkg 66 lbs 130.00; pkg 76 lbs 100.00; 80-90 lbs 130.00-200.00, thin 85.00-120.00; 90-130 lbs 130.00-177.50, thin 120.00; pkg 155 lbs 140.00. Slaughter bucks/billies Selection 1-2 70-80 lbs pygmies 105.00-165.00; 130-190 lbs 200.00-265.00. Wethers Selection 1-2 pkg 90 lbs 220.00; pkg 122 lbs 270.00; pkg 155 lbs 230.00. Wether kids Selection 1 29 hd 50 lbs 312.50. Selection 2 pkg 65 lbs 280.00; 46 hd 87 lbs 265.00. Replacement nannies/does Selection 1-2 1-2 yrs 32 lbs exp 265.00; 2-4 yrs 106 lb exp 220.00; 4-6 yrs 81 lbs exp 150.00. Selection 1-2 2-4 yrs 75-115 lbs exp 225.00-255.00/hd.

Explanatory Notes: Stage - Represents estimated lambing/kidding period (Open, Exp=exposed, Bred, Fall = Sep-Nov, Win = Dec-Feb, Spr = Mar-May, Sum=Jun-Aug; w/s = woolled and shorn; /hd= per head; /fam=per family  
All price CWT unless otherwise noted.

## MISSOURI DROUGHT MONITOR

Date	None	D0	D1	D2	D3	D4
12/24/24	61.24	25.20	13.56	0.0	0.0	0.0
12/17/24	61.16	25.28	13.56	0.0	0.0	0.0
12/26/24	6.73	21.19	41.91	29.08	1.09	0.0

Reflects percentage of Missouri impacted by drought. D0 Abnormally Dry; D1 Moderate Drought; D2 Severe Drought; D3 Extreme Drought; D4 Exceptional Drought

## NATIONAL DIRECT DELIVERED FEEDER PIG REPORT

12/27/24 Receipts: 72,013 Week ago: 79,688 Year Ago: 105,095  
Early weaned 5.00 higher and feeder pigs steady to firm.  
Cash 41,501 head 51.50-90.00, weighted average 76.72  
Formula 18,881 head 54.86-79.66, weighted average 66.28  
Feeder pigs 40 pounds basis:  
Cash 11,631 head 83.00-95.00, weighted average 88.19

## NATIONAL DAILY DIRECT PRIOR DAY HOG REPORTS FOR 12/27/24

BARROWS AND GILTS (Carcass Basis): 383 head  
Base Carcass Price 77.00-80.00, weighted average 72.29

SOWS (Live Basis): 3,482 head  
300-500 lbs. n/a  
Over 500 lbs. 29.00-57.00

## MISSOURI WEEKLY DIRECT SLAUGHTER CATTLE REPORT 12/20/24

Weekly Receipts: 480 Week ago: 320 Year ago: 360  
Trading as of Friday morning, flat dressed sales 5.00 higher and grid dressed sales 8.00 higher.

LIVE STEERS & HEIFERS: DRESSED STEERS & HEIFERS:  
No sales reported 7 loads flat Wed and Thurs 305.00

GRADE AND EIGHT (Grid): 5 loads Thurs 315.00

Click here for the current [National Crop Progress](#)  
Click here for the current [Missouri Crop Progress](#)  
The current hay directory can be found at: [Hay Directory](#).