

Weekly Market Summary

Published by:
Missouri Department of Agriculture
Ag Business Development Division
Market News Program



Chris Chinn, Director
 Jill Wood, Division Director
 Tony Hancock, Editor
<http://www.ams.usda.gov/marketnews.htm>
<http://www.ams.usda.gov/marketnews.htm>

Michael L. Parson, Governor

Volume XLV, Number 1 ♦ P.O. Box 630, Jefferson City, MO 65102 ♦ (573) 751-4211 ♦ Mon, Jan 6, 2025

MISSOURI WEEKLY FEEDER CATTLE WEIGHTED AVERAGE REPORT

Feeder Cattle Receipts: 39,975 Week ago: 0 Year ago: 44,690
 Steers and Heifers Medium and Large 1—Weighted average weights and prices

STEERS: Medium and Large 1

336 lbs. 408.82 521 lbs. 346.80 720 lbs. 273.66 924 lbs. 243.30
 383 lbs. 394.18 572 lbs. 324.47 777 lbs. 264.58
 436 lbs. 383.64 623 lbs. 305.59 831 lbs. 261.26
 473 lbs. 364.22 670 lbs. 288.89 872 lbs. 252.89

HEIFERS: Medium and Large 1

323 lbs. 364.99 528 lbs. 301.36 722 lbs. 251.00
 383 lbs. 347.42 570 lbs. 287.72 779 lbs. 245.88
 430 lbs. 328.77 628 lbs. 269.41 831 lbs. 235.66
 474 lbs. 318.06 671 lbs. 260.67 896 lbs. 227.34

MISSOURI STEER (HEIFER) STOCKER FORMULA 1/06/2024

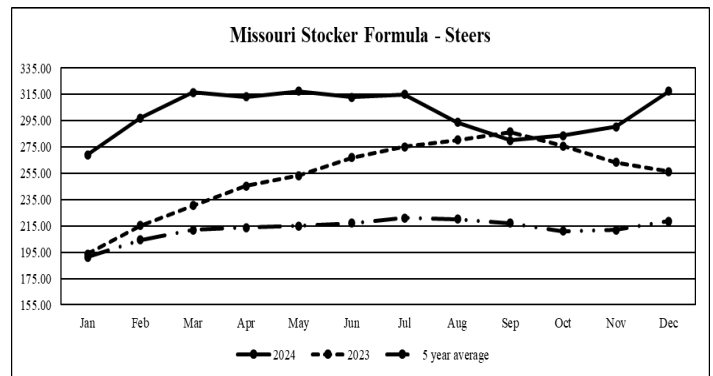
Monday's Missouri Stocker formula consists of **7673 (6828)** head with a weighted average weight of **565.34 (552.82)** lbs. and a price value of **322.88 (286.07)** no comparison with the holidays last week.

*Low volume due to lack of sales due to the holiday. *
 This a rolling seven day calculated weighted value which combines all Feeder Steers reported by MDA/USDA Market News Service weighing from 400-649 lbs. in the Medium and

MISSOURI WEEKLY CATTLE AUCTION SUMMARY 1/06/24

Total Receipts: 41,887 Week Ago: 0 Year Ago: 49,999

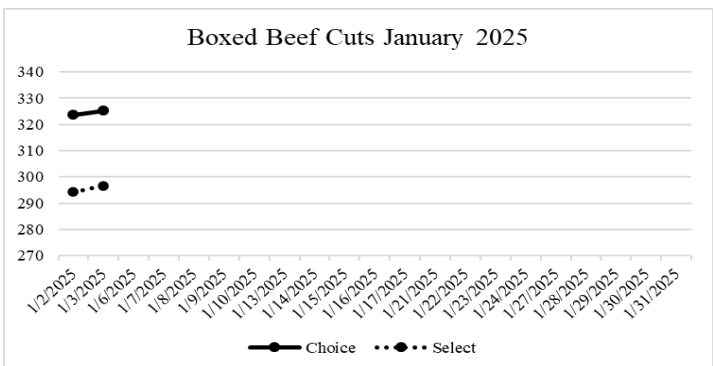
Compared to two weeks ago, feeder steers and heifers sold with firm to higher undertones. Although at first glance total receipts wouldn't have suggested it was a holiday week, as only a fraction of the barns in the state were back to business. Those that were however all held some type of special new year's sale and had moderate to heavy offerings. Joplin Regional Stockyards held two feeder auctions marketing just shy of 22K head. Ozarks Regional Stockyards sold 7172 head, this was for sure the largest sale since fall of 2012 and likely the largest ever as no one could find or recall a larger one-day auction. Farmers around the state spent late week preparing for the first major winter storm of the year, which was impacting auction schedules for the upcoming week before it even arrived due to the extreme forecast that not only contained significant forms of moisture but dangerous low temperatures as well. A few stick-out sales this week included what was the largest ever single draft sold at Joplin Regional Stockyards which was 1047 head of 842 lb. steers which sold for 264.85. In addition to that 120 head of 445 lb. steers sold for 382.50, and a load of 754 lb. steers at 281.00. Green City Livestock Market sold a load of 505 lb. steers for 368.00 and a load of 618 lb. steers for 322.25. On the heifer side Joplin Regional Stockyards sold a load of 515 lb. heifers at 327.00. Green City Livestock Market sold a load of 778 lb. heifers for 268.50. Boxed beef cutouts were mixed for the week. Choice closed on Friday at 325.24, up 2.86 and Select closed at 296.72, up 5.59 compared to last Friday. Negotiated feedlot sales as of the Friday afternoon report totaled right at 69K head as of the 2:00 report cutoff time. Live sales were reported mostly from 197.00-201.00 and should establish a new record weighted average price once released on Monday. Dressed sales from mostly 310.00-315.00. The Missouri Stocker formula consists of 7673 head with a weighted average weight of 565.34 lbs. and a price value of 322.88, with no comparison available with last week. The steer/heifer spread is 36.81 per cwt.



*Graph is updated the first Monday of each month. Axis value ranges may be updated to reflect data points.

NATIONAL BOXED BEEF CUTOFF/BOXED BEEF CUTS

<u>DATE</u>	<u>CHOICE</u>	<u>SELECT</u>	<u>TOTAL LOADS</u>
12/30	325.37	294.76	104
12/31	324.22	294.52	119
1/1/25	-	-	-
1/2/25	323.48	294.33	116
1/3/25	325.24	296.72	149
5 Day Simple Average	324.57	295.08	



*Axis value ranges may be updated to reflect data points.

WEEKLY LIVESTOCK SLAUGHTER 1/03/25

	<u>CATTLE</u>	<u>HOGS</u>	<u>SHEEP</u>
Week to Date:	498,000	2,288,000	31,000
Last Week:	434,000	2,051,000	31,000
Last Year:	542,462	2,368,755	30,912

SOUTHWEST MISSOURI WEEKLY SUMMARY

(Joplin and Springfield) Cow data from w/e 12/21/24

Receipts: 21,929 Week ago: 0 Year Ago: 0

Compared to two weeks ago feeders sold 2.00 to 10.00 higher, with a value added offerings selling sharply higher.

FEEDER STEERS:

Medium and Large 1

400-500 lbs.	370.00-415.00
500-600 lbs.	302.00-358.00
600-700 lbs.	275.00-320.25
700-800 lbs.	252.50-281.00
800-900 lbs.	247.00-264.85
900-950 lbs.	237.00-249.00

FEEDER HEIFERS:

Medium and Large 1

300-400 lbs.	350.00-390.00
400-500 lbs.	295.00-340.00
500-600 lbs.	271.00-310.00
600-700 lbs.	251.00-273.00
700-800 lbs.	241.50-255.00
800-900 lbs.	224.50-240.00

FEEDER HOLSTEIN STEERS

Large 3

Scarce

Scarce

SLAUGHTER COWS: Breaking and Boning (70-85% lean) 106.00-121.00; high dressing 118.00-131.00; low dressing 82.50-110.00. Lean (85-90%) 99.00-114.00

SLAUGHTER BULLS: Yield Grade 1-2 1210-2190 lbs. 140.00-163.00; high dressing 158.00-174.00; low dressing 119.00-144.00

BRED COWS: Medium and Large 1 2-8 yrs 915-1650 lbs 2nd/3rd stage 2250.00-2450.00, 1st stage 1950.00-2200.00. Medium and Large 1-2 2-8 yrs 820-1555 lbs 2nd/3rd stage 1575.00-2600.00, 1st stage 1350.00-1900.00; >8 yrs 991-1340 lbs 2nd/3rd stage 1500.00-2200.00 per head

BRED HEIFERS: Medium and Large 1-2 2-4 yrs 890-1025 lbs 1st stage 1750.00-1900.00 per head

COW & CALF PAIRS: Medium and Large 1 2-8 yrs 1085-1765 lbs with baby to 300 lb calves 2250.00-3000.00 per pair

SOUTH CENTRAL MISSOURI WEEKLY SUMMARY

(West Plains, Phillipsburg)

Receipts: 9,797 Week ago: 0 Year Ago: 0

Compared to two weeks ago feeder steers and heifers sold 5.00 to 20.00 higher. Slaughter cows sold steady.

FEEDER STEERS:

Medium and Large 1

300-400 lbs.	375.00-425.00
400-500 lbs.	334.00-400.00
500-600 lbs.	299.00-358.50
600-700 lbs.	272.50-316.00
700-800 lbs.	257.00-287.00
800-900 lbs.	245.00-266.00
900-950 lbs.	232.50-246.50

FEEDER HEIFERS:

Medium and Large 1

300-400 lbs.	332.50-360.00
400-500 lbs.	301.00-342.50
500-600 lbs.	267.50-325.00
600-700 lbs.	252.00-275.50
700-800 lbs.	250.00-263.00

FEEDER HOLSTEIN STEERS:

Large 3

Scarce

Scarce

SLAUGHTER COWS: Breaking and Boning (70-85% lean) 104.50-116.50, high dressing 117.50-120.00; low dressing 101.00-105.00. Lean (85-90%) 112.00

SLAUGHTER BULLS: Yield Grade 1-2 1540-1905 lbs. 138.00-148.50; low dressing 125.00

BRED COWS: Scarce

COW & CALF PAIRS: Scarce

BRED HEIFERS: Scarce

WEST CENTRAL MISSOURI WEEKLY SUMMARY

(Kingsville, Windsor, Butler)

Receipts: 2,361 Week ago: 0 Year ago: 0

Compared to two weeks ago, steers and heifers sold with firm to higher undertones. Slaughter cows steady.

FEEDER STEERS:

Medium and Large 1

400-500 lbs.	362.00-400.00
500-600 lbs.	320.00-366.00
600-700 lbs.	278.50-316.00
700-800 lbs.	259.00-278.00
800-900 lbs.	252.00-268.00

FEEDER HEIFERS:

Medium and Large 1

400-500 lbs.	287.00-324.00
500-600 lbs.	269.50-310.00
600-700 lbs.	248.00-274.00
700-800 lbs.	234.00-248.00

SLAUGHTER BULLS: Yield Grade 1-2 1235-2155 lbs ind 156.00; high dressing 170.00-175.00.

SLAUGHTER COWS: Breaking and Boning (70-85% lean) 108.00-124.50, high dressing 118.00-131.00. Lean (85-90%) 98.00-109.00

BRED HEIFERS: Medium and Large 1 1 1/2-2 yrs 948-10003 lbs 3rd stage 3150.00-3200.00 per head

COW & CALF PAIRS: Heifers pairs 2 yrs 1085 lbs with baby calves 3950.00 per pair.

NORTHEAST MISSOURI WEEKLY SUMMARY

(Bowling Green, Kingdom City, Palmyra)

Receipts: 2,875 Week ago: 0 Year ago: 0

Compared to the holidays, feeder sold with firm to higher undertones. Slaughter cows sold mostly steady.

FEEDER STEERS:

Medium and Large 1

400-500 lbs.	352.00-390.00
500-600 lbs.	309.00-359.00
600-700 lbs.	277.00-322.50
700-800 lbs.	265.00-283.00
35 hd 821 lbs.	264.50

FEEDER HEIFERS:

Medium and Large 1

400-500 lbs.	310.00-338.00
500-600 lbs.	281.00-319.00
600-700 lbs.	266.00-288.00
700-750 lbs.	259.00-265.00
15 hd 836 lbs.	236.00

SLAUGHTER BULLS: Yield Grade 1-2 1360-2400 lbs 148.00-157.00; high dressing 163.00-180.00

SLAUGHTER COWS: Breaking and Boning, (70-85% lean) 116.00-125.00; high dressing 124.00-132.50; low dressing 108.00-117.00. Lean (85-90%) 108.00-116.00

SLAUGHTER STEERS: Choice 2 -3 192.00-197.00. Select and Choice 1-3 188.00-191.00.

SLAUGHTER HEIFERS: Select 1 -2 187.00-188.00

BRED COWS: Medium and Large 1 2-8 yrs 1150-1430 lbs 2nd and 3rd stage 3000.00-3450.00 per head

COW CALF PAIRS: Medium and Large 1 2-8 yrs 1050-1150 lbs 300-350 lb calves 4150.00-4200.00 per pair.

NORTH CENTRAL MISSOURI WEEKLY SUMMARY

(Macon, Unionville, Green City, New Cambria)

Receipts: 4,925 Week ago: 0 Year ago: 0

Compared to two weeks ago, steers sold firm to 6.00 higher, spots up to 12.00 higher, under 500 lbs traded sharply lower undertone. Heifers 2.00 to 7.00 higher, spots sharply higher over 600 lbs. Slaughter cows unevenly steady *Some sale barns on a bi-weekly schedule and may not have a sale each week.

FEEDER STEERS:

Medium and Large 1

400-500 lbs.	346.00-398.00
500-600 lbs.	322.00-378.00
600-700 lbs.	286.25-326.00
700-800 lbs.	254.50-289.00
800-850 lbs.	257.25-268.50

FEEDER HEIFERS:

Medium and Large 1

350-400 lbs.	339.00-345.00
400-500 lbs.	305.50-339.50
500-600 lbs.	287.75-324.50
600-700 lbs.	258.00-299.00
700-750 lbs.	254.00-275.00

SLAUGHTER BULLS: Yield Grade 1-2 1570-2165 lbs. 141.50-165.00

SLAUGHTER COWS: Breaking and Boning (70-85% lean) 107.00-128.00; high dressing 126.50-136.00. Lean (85-90%) 101.00-115.00

BRED COWS: Scarce

BRED HEIFERS: Scarce

SOUTHEAST MISSOURI WEEKLY SUMMARY

(Jackson and Farmington) w/e 12/21/24

Receipts: 1,557 Week Ago: 1,368 Year ago: 922
 Compared to last week, 600-700 lb steers steady to 6.00 lower, rest of the offering steady to 10.00 higher. Slaughter cows 1.00 lower. Slaughter bulls steady.

FEEDER STEERS:
 Medium and Large 1

300-400 lbs.	322.00-390.00
400-500 lbs.	320.00-357.00
500-600 lbs.	287.00-320.00
600-700 lbs.	250.00-295.00
700-800 lbs.	240.00-265.00
800-900 lbs.	243.00-253.00

FEEDER HEIFERS:
 Medium and Large 1

300-400 lbs.	300.00-345.00
400-500 lbs.	282.00-312.00
500-600 lbs.	242.00-287.00
600-700 lbs.	240.00-262.00
700-800 lbs.	216.00-242.00

SLAUGHTER BULLS: Yield Grade 1-2 940-2120 lbs 123.00-139.00; high dressing 138.00-155.00; low dressing 97.00-119.50

SLAUGHTER COWS: Breaking and Boning (75-85% lean) 100.00-111.50; high dressing 112.00-123.50; low dressing 97.00-100.00. Lean (85-90% lean) 75.00-100.00

BRED COWS: Medium and Large 2 2-8 yrs 1045-1485 lbs 2nd stage 1750.00-2275.00; >8 yrs 1015-1380 lbs 2nd/3rd stage 1325.00-1900.00 per head

COW & CALF PAIRS: Scarce

EAST CENTRAL MISSOURI WEEKLY SUMMARY

(Cuba, Vienna) w/e 12/21/24

Receipts: 1,738 Week Ago: 3,919 Year ago: 1,533
 Compared to last week, steers under 600 lbs. steady to 4.00 lower, over steady to 4.00 higher, heifers steady to 3.00 lower. Slaughter cows steady to 3.00 higher.

FEEDER STEERS:
 Medium and Large 1

500-600 lbs.	300.00-321.00
600-700 lbs.	270.00-295.50
700-800 lbs.	245.00-263.00
800-850 lbs.	240.00-250.00

FEEDER HEIFERS:
 Medium and Large 1

300-400 lbs.	331.00-360.00
400-500 lbs.	279.00-327.00
500-600 lbs.	260.00-268.00
600-700 lbs.	230.00-252.00
700-800 lbs.	213.50-231.00

SLAUGHTER BULLS: Yield Grade 1-2 1305-2165 lbs 145.00-154.00; high dressing ind. 172.50; low dressing 120.00-139.00

SLAUGHTER COWS: Breaking and Boning, (70-85% lean) 107.00-121.50; high dressing 120.00-127.00. Lean (85-90%) 96.00-108.00

BRED COWS: Medium and Large 1 2-8 yrs 1040-1425 lbs 2nd/3rd stage 2600.00-3400.00; >8 yrs 1205-1537 lbs 2nd/3rd stage 1975.00-2950.00. Medium and Large 1-2 2-8 yrs 920-1435 lbs 1st to 3rd stage 1900.00-2525.00 per head

COW & CALF PAIRS: Medium and Large 1-2 2-8 yrs 800-1350 lbs with baby to 300 lb calves 3100.00-3900.00; >8 yrs 1135-1320 lbs with 150-300 lb calves 2425.00-2900.00 per pair

NORTHWEST MISSOURI WEEKLY SUMMARY

(Tina) w/e 12/21/24

Receipts: 2,014 Week Ago: 2,086 Year Ago: 2,092
 Compared to last week, feeders sold 5.00 to 15.00 higher. Slaughter cows sold mostly steady.

FEEDER STEERS:
 Medium and Large 1

400-500 lbs.	342.00-402.00
500-600 lbs.	315.00-348.00
600-700 lbs.	288.00-312.50
700-800 lbs.	279.00-285.50
Load 861 lbs.	257.50
942-956 lbs	243.75-245.00

FEEDER HEIFERS:
 Medium and Large 1

400-500 lbs.	325.00-354.00
500-600 lbs.	284.00-319.00
600-650 lbs.	266.00-275.00
Load 730 lbs.	259.75

SLAUGHTER BULLS: Yield Grade 1-2 1625-2005 lbs few 144.00-147.00

SLAUGHTER COWS: Breaking and Boning, (70-85% lean) 112.00-126.00; high dressing 127.00-131.50; low dressing 95.00-111.00. Lean (85-90%) 105.00-120.00

BRED COWS: Scarce

COW/CALF PAIRS: Scarce

AFTERNOON NATIONAL SLAUGHTER CATTLE REVIEW

So far for Friday, negotiated cash trading in the Southern Plains has been light on good demand. Compared to last week in the Texas Panhandle, live FOB purchases traded 4.00-5.00 higher at 197.00. In Kansas, compared to the last reported market on Thursday, a light test of live FOB purchases traded 1.00 higher at 197.00. In Nebraska negotiated cash trading has been active on very good demand. Compared to last week, Live FOB purchases traded 3.00-4.00 higher at 200.00 and dressed delivered purchases traded 8.00 higher at 315.00. In the Western Cornbelt, negotiated cash trading has been moderate on very good demand. Compared to last week, live FOB purchases traded 3.00-5.00 higher at 200.00 and dressed delivered purchases trading 8.00 higher at 315.00.

Negotiated Cash Sales:					
Confirmed:	45,139	Week Ago:	16,241	Year Ago:	9,959
Week to date:	68,733	Week Ago:	19,361	Year Ago:	58,473

Live Basis	Steers	Heifers
Over 80% Choice	197.00-210.00 avg 199.94	197.00-200.00 avg 199.81
65-80% Choice	197.00-200.00 avg 197.97	197.00-197.00 avg 197.00
35-65% Choice	195.00-197.00 avg 196.84	197.00-197.00 avg 197.00
0-35% Choice	-	-
Total All Grades	195.00-201.00 avg 199.65	197.00-200.00 avg 199.55
Dressed Basis		
Over 80% Choice	312.00-320.00 avg 314.82	310.00-315.00 avg 314.64
65-80% Choice	312.00-315.00 avg 314.11	315.00-315.00 avg 315.00
35-65% Choice	-	-
0-35% Choice	-	-
Total All Grades	312.00-320.00 avg 314.76	310.00-315.00 avg 314.67

All Beef Type Steers/Heifers	Head	Avg Wt	Price Range	Wtd Avg
Live FOB	33,802	1473.4	195.00-201.00	199.57
Live Del	140	1488.6	198.00-201.00	200.19
Dressed Del	11,157	972.5	310.00-320.00	314.77
Dressed FOB	-	-	-	-

WEEKLY COMMODITY FUTURES TRENDS

Compared to last week, Live Cattle 0.04 to 3.40 higher, Lean Hogs 3.05 to 3.75 lower, Feeder Cattle 1.55 to 3.62 higher.

Daily Futures Closes

	Mon.	Tues.	Wed.	Thu.	Fri.
Cattle					
Dec	194.07	193.85	Holiday	—	—
Feb	190.30	191.60		193.60	194.05
Apr	193.02	194.27		196.05	196.00
Jun	188.77	189.62		191.35	190.67
Aug	187.12	187.60		188.92	187.92
Lean Hogs					
Feb	81.62	81.30	Holiday	81.15	80.77
Apr	87.05	86.57		86.55	85.77
May	91.37	90.97		91.20	90.57
Jun	99.70	99.17		99.42	98.50
Jul	100.00	99.57		99.87	99.02
Fdr Cat					
Jan	261.62	263.02	Holiday	266.47	264.82
Mar	261.05	262.97		266.20	264.17
Apr	261.27	263.55		266.52	264.40
May	260.97	263.22		265.97	263.75
Aug	265.45	267.37		269.52	266.92
Milk					
Dec	18.71	18.71	Holiday	18.62	—
Jan	20.43	20.31		20.36	20.45
Feb	20.67	20.38		20.48	20.57

WEEKLY COMMODITY GRAIN FUTURES TRENDS

Compared to last week, Soybeans 0.01 to 0.05 higher, Wheat 0.12 to 0.18 lower, Corn unchanged to 0.04 lower, KC Wheat 0.14 to 0.16 lower, Soybean Meal 0.20 to 1.00 lower except Aug 0.30 higher.

Daily Grain Futures Closes

	Mon.	Tues.	Wed.	Thu.	Fri.
Soybeans					
Jan	982	998 1/4	Holiday	999 1/2	981
Mar	991 3/4	1010 1/2		1012	991 3/4
May	1003	1022 1/4		1025	1003 3/4
Jul	1015 3/4	1034 3/4		1037 3/4	1016 1/2
Aug	1015	1032 1/4		1036 1/4	1015 1/2
Wheat					
Mar	548 1/4	551 1/2	Holiday	545 3/4	529 1/2
May	559	562 1/2		557 1/2	541
Jul	566 1/4	569 1/2		564 1/2	549 1/4
Sep	578 1/4	581		577 1/4	563 1/4
Dec	595 3/4	598 1/2		595	581 3/4
Corn					
Mar	452 1/4	458 1/2	Holiday	459 1/2	450 3/4
May	460	465 3/4		467 1/4	458 1/4
Jul	463 1/4	468 3/4		470 1/4	461 1/4
Sep	438	442 1/2		445 1/4	438 1/4
Dec	439	443 3/4		446 1/2	440 3/4
KC Wheat					
Mar	555 3/4	559 1/4	Holiday	551 3/4	539
May	564 1/2	567 3/4		560 3/4	547 1/4
Jul	573	576		569 1/2	556 1/4
Sep	585 1/4	588		582	569
Dec	601 3/4	604 1/4		598 1/2	585 3/4
SB Meal					
Jan	302.60	307.60	Holiday	310.90	299.90
Mar	311.80	316.90		319.90	308.60
May	317.30	322.70		326.50	315.40
Jul	322.30	327.60		331.70	321.10
Aug	322.80	327.80		332.10	322.00

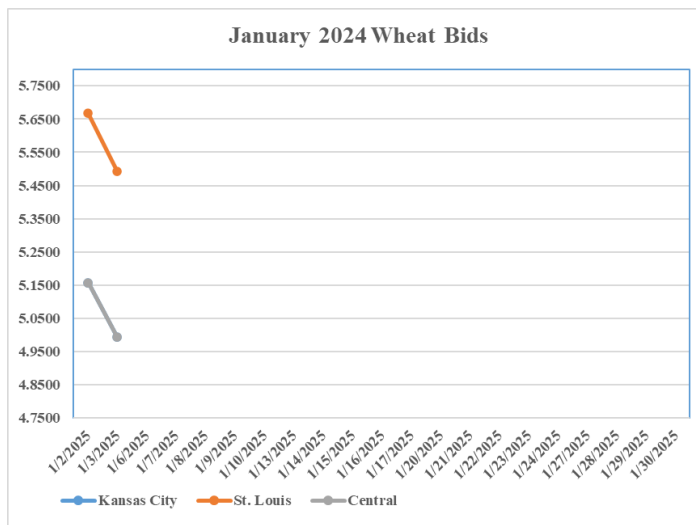
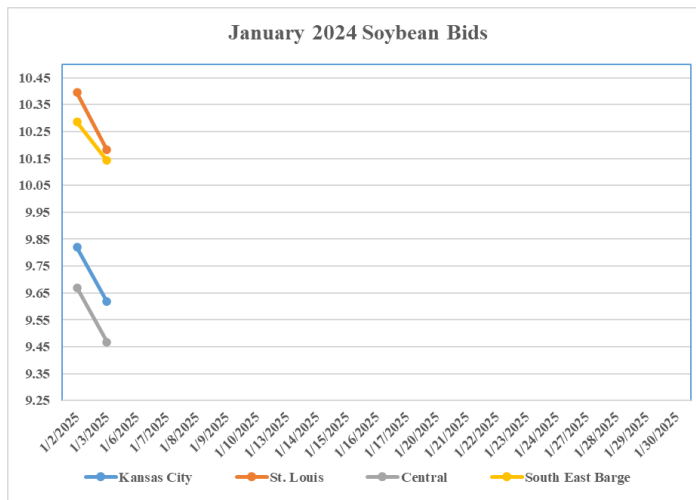
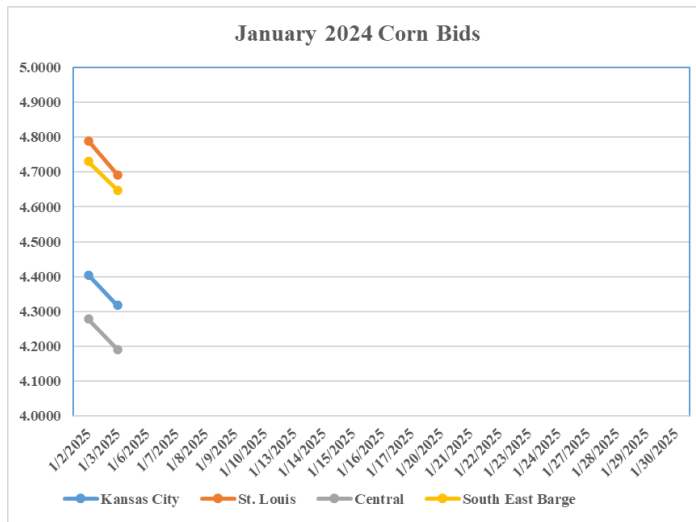
MISSOURI GRAIN WEEKLY TRENDS

Compared to last week, Soybeans 0.01 to 0.16 higher, Wheat 0.12 to 0.19 lower, Corn 0.01 to 0.04 lower, Sorghum 0.04 to 0.29 lower

Area	#1 Soybeans	#2 Soft Wheat	#2 Corn	#2 Grain Sorghum
Kansas City				
Friday**	9.25-9.75	5.11	4.14-4.56	4.39
Monday	9.27-9.77	5.13	4.12-4.54	4.37
Tuesday	9.43-9.93	5.17	4.19-4.61	4.44
Wednesday	Holiday			
Thursday	9.62-10.02	5.16	4.20-4.62	4.45
Friday	9.41-9.81	4.99	4.10-4.52	4.35
St. Louis				
Friday**	10.11-10.12	5.46-5.68	4.69-4.70	4.54
Monday	10.13-10.15	5.48-5.70	4.65-4.67	4.47
Tuesday	10.31-10.32	5.52-5.74	4.72-4.74	4.54
Wednesday	Holiday			
Thursday	10.39-10.40	5.66-5.69	4.20-4.62	4.35
Friday	10.17-10.18	5.49	4.68-4.69	4.25
Central				
Friday**	9.39-9.50	5.16	4.19-4.24	---
Monday	9.42-9.52	5.08-5.18	4.17-4.22	---
Tuesday	9.61-9.68	5.12-5.22	4.24-4.29	---
Wednesday	Holiday			---
Thursday	9.62-9.72	5.16	4.25-4.30	---
Friday	9.41-9.51	4.99	4.15-4.20	---
S.E. MO				
Friday**	10.06-10.12	---	4.59-4.74	---
Monday	10.07-10.14	---	4.55-4.68	---
Tuesday	10.25-10.30	---	4.67-4.75	---
Wednesday	Holiday	---	---	---
Thursday	10.21-10.37	---	4.68-4.78	---
Friday	10.06-10.19	---	4.58-4.68	---

(PRICES PER BUSHEL) *NEW CROP **PREVIOUS WEEK'S PRICES
*Bids calculated using Kansas City, St. Louis, and St. Joseph bids

MONTHLY GRAIN CROP



*Axis value ranges may be updated to reflect data points.
Only dates in which markets are trading and only current cash bids are represented.

WHOLESALE FEEDSTUFFS PRICES 1/03/25
(DOLLARS PER TON-BULK BASIS)

Area	Cottonseed Meal 41%	Soybean Meal 46.5-48%	Corn Gluten Pellets 21%	Wheat Middlings
Kansas City	330.00	303.40	202.00	175.00
St. Louis	325.00	n/a	191.00	175.00

Grain Crushings and Co-Products Production

Highlights

October 2024 contained 31 days.
November 2024 contained 30 days.

Total corn consumed for alcohol and other uses was 514 million bushels in November 2024. Total corn consumption was down less than 1 percent from October 2024 but up 1 percent from November 2023. November 2024 usage included 92.6 percent for alcohol and 7.4 percent for other purposes. Corn consumed for beverage alcohol totaled 3.88 million bushels, up 11 percent from October 2024 but down 28 percent from November 2023. Corn for fuel alcohol, at 465 million bushels, was down less than 1 percent from October 2024 but up 2 percent from November 2023. Corn consumed in November 2024 for dry milling fuel production and wet milling fuel production was 91.6 percent and 8.4 percent, respectively.

Dry mill co-product production of distillers dried grains with solubles (DDGS) was 1.84 million tons during November 2024, down 2 percent from October 2024 but up 2 percent from November 2023. Distillers wet grains (DWG) 65 percent or more moisture was 1.25 million tons in November 2024, down 5 percent from October 2024 and down 8 percent from November 2023.

Wet mill corn gluten feed production was 258,388 tons during November 2024, up 3 percent from October 2024 and up 7 percent from November 2023. Wet corn gluten feed 40 to 60 percent moisture was 219,853 tons in November 2024, up 7 percent from October 2024 and up 9 percent from November 2023.

MISSOURI WEEKLY HAY SUMMARY 1/02/2025

The forecast of the first real winter weather event has farmers around the state preparing the best they can ahead what appears at minimum to be a week of extreme and potentially dangerous cold. The addition of significant moisture in some form or another adds another level of uncertainty. An ever so slight increase in demand has been noted mostly from equine interest and smaller farmers without a lot of storage. Although subsoil moisture might still be lacking in areas the surface is very mudding in much of the state and getting around to feed has been a big difficult for many. Hay moment remains slow although there has been a slight uptick of hauling ahead of the upcoming storm much of it local hay that was bought earlier. Hay prices are unevenly steady. The supply of hay is moderate to heavy, and demand is light to moderate. The Missouri Department of Agriculture has a hay directory at <https://apps.mda.mo.gov/haydirectory> or visit the University of Missouri Extension feed stuff finder at <https://feedstufffinder.org>

Alfalfa - Supreme 250.00-300.00, small square 8.00-12.00 per bale
Alfalfa - Premium 200.00-250.00
Alfalfa - Good 150.00-200.00, small square 6.00-10.00 per bale
Alfalfa - Fair 125.00-150.00
Corn Stalks - 15.00-25.00 per large round bale
Mixed grass - Good/Premium 125.00-200.00
Mixed grass-Fair/Good 80.00-125.00, small square 3.50-8.00 per bale
Mixed grass - Fair 30.00-50.00 per large round bale
Wheat straw - 4.00-7.00 per small square bale

Please Note: The above volumes (tonnage, acres, and bales) listed are for confirmed trades only, it does not include estimated volume (tonnage) for bids or offers to the trade. List your hay for sale at: [Hay Listing Online Form](#). Explanation of Hay Quality Guidelines: [Hay Quality Designation Guidelines](#). Glossary of Terms: [Livestock, Poultry, & Grain Hay Terms](#)

MISSOURI WEEKLY SHEEP/GOAT AUCTION SUMMARY

Receipts: 672 Week Ago: 3,527 Last Year: 0

SHEEP: Feeder Lambs: Small and Medium 1-2 30-40 lbs 320.00-340.00; 40-50 lbs 272.50-315.00. Slaughter Lambs: Choice 1-3 hair 50-60 lbs 300.00-332.00; 60-70 lbs 295.00-337.50; 70-80 lbs 250.00-265.00. 90-90 lbs 215.00-245.00. Choice 1-3 hair 50-70 lbs 282.50-295.00. Hair Ewes Good 2-3 100-171 lbs 114.00-120.00. Utility and Good 1-3 90-120 lbs 110.00-116.00. Hair Bucks 1-2 100-185 lbs 141.00-205.00. Replacement Ewes hair Small and Medium 1-2 1-4 yrs exp 70-127 lbs 120.00-165.00.

GOATS: Feeder Kids: Selection 1 pkg 20 lbs replacement 362.50; 65-61 lbs 210.00-327.50. Selection 2 20-30 lbs 286.00-288.00; 30-45 lbs 225.00-292.50. Wether Kids Selection 2 25-45 lbs 202.50-280.00. Slaughter Kids: Selection 1 55-65 lbs 300.00-327.50. Selection 2 50-80 lbs 202.50-289.00. Selection 3 pkg 60 lbs 152.50. Nannies Selection 1-2 110-160 lbs 117.50-145.00. Bucks Selection 1-2 90-180 lbs 161.00-237.50. Wethers Selection 1-2 75-105 lbs 200.00-267.00.

Explanatory Notes: Stage - Represents estimated lambing/kidding period (Open, Exp=exposed, Bred, Fall = Sep-Nov, Win = Dec-Feb, Spr = Mar-May, Sum=Jun-Aug; w/s = woolled and shorn; /hd= per head; /fam=per family
All price CWT unless otherwise noted.

MISSOURI DROUGHT MONITOR

Date	None	D0	D1	D2	D3	D4
12/31/24	63.89	22.55	13.56	0.0	0.0	0.0
12/24/24	61.24	25.20	13.56	0.0	0.0	0.0
1/2/24	6.73	21.77	41.05	23.35	1.09	0.0

Reflects percentage of Missouri impacted by drought. D0 Abnormally Dry; D1 Moderate Drought; D2 Severe Drought; D3 Extreme Drought; D4 Exceptional Drought

NATIONAL DIRECT DELIVERED FEEDER PIG REPORT

1/03/25 Receipts: 108,381 Week ago: 72,013 Year Ago: 128,921
Early weaned 5.00 higher and feeder pigs 7.00 higher.
Cash 54,000 head 51.50-93.00, weighted average 82.00
Formula 36,056 head 53.83-85.72, weighted average 78.20
Feeder pigs 40 pounds basis:
Cash 18,325 head 88.00-103.00, weighted average 95.33

NATIONAL DAILY DIRECT PRIOR DAY HOG REPORTS FOR 1/03/25

BARROWS AND GILTS (Carcass Basis): 2,916 head
Base Carcass Price 74.00-81.00, weighted average 80.08

SOWS (Live Basis): 6,447 head
300-500 lbs. 19.00-57.50
Over 500 lbs. 40.04-58.62

MISSOURI WEEKLY DIRECT SLAUGHTER CATTLE REPORT 1/03/25

Weekly Receipts: 280 Week ago: 0 Year ago: 360
Trading as of Friday morning, flat dressed sales 3.00 higher and grid dressed sales inactive.

LIVE STEERS & HEIFERS: DRESSED STEERS & HEIFERS:
No sales reported 5 loads flat Thurs 310.00

GRADE AND EIGHT (Grid): No Sales

Click here for the current [National Crop Progress](#)
Click here for the current [Missouri Crop Progress](#)
The current hay directory can be found at: [Hay Directory](#).