

Weekly Market Summary

Published by:
Missouri Department of Agriculture
Ag Business Development Division
Market News Program



Chris Chinn, Director
 Jill Wood, Division Director
 Tony Hancock, Editor
[agmarketnews.mo.gov](http://www.ams.usda.gov/marketnews.htm)
<http://www.ams.usda.gov/marketnews.htm>

Michael L. Parson, Governor

Volume XLV, Number 2 ♦ P.O. Box 630, Jefferson City, MO 65102 ♦ (573) 751-4211 ♦ Mon, Jan 13, 2025

MISSOURI WEEKLY FEEDER CATTLE WEIGHTED AVERAGE REPORT

Feeder Cattle Receipts: 13,471 Week ago: 39,975 Year ago: 25,008
 Steers and Heifers Medium and Large 1—Weighted average weights and prices

STEERS: Medium and Large 1

425 lbs. 374.85 625 lbs. 313.22 813 lbs. 271.22
 474 lbs. 373.81 676 lbs. 298.57 865 lbs. 266.96
 527 lbs. 349.32 721 lbs. 284.97 939 lbs. 235.03
 574 lbs. 336.63 773 lbs. 273.67

HEIFERS: Medium and Large 1

382 lbs. 348.43 573 lbs. 295.85 770 lbs. 254.75
 420 lbs. 334.08 624 lbs. 277.21 811 lbs. 245.82
 473 lbs. 328.33 675 lbs. 274.79
 526 lbs. 312.21 732 lbs. 264.54

MISSOURI STEER (HEIFER) STOCKER FORMULA 1/13/2025

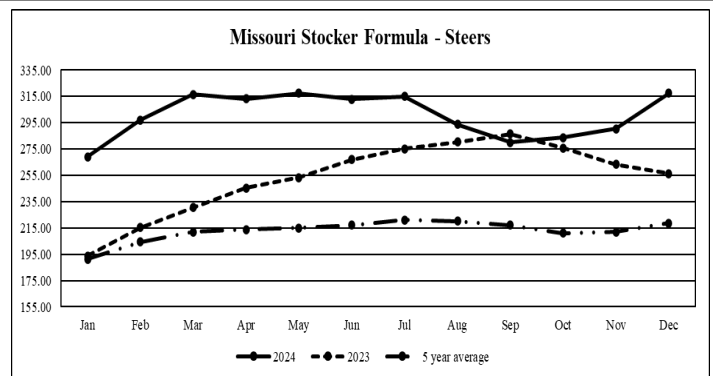
Monday's Missouri Stocker formula consists of **2817 (3255)** head with a weighted average weight of **563.56 (558.81)** lbs. and a price value of **322.88 (286.07)** no comparison with the holidays last week.

*Low volume due to lack of sales due to the holiday. *
 This a rolling seven day calculated weighted value which combines all Feeder Steers reported by MDA/USDA Market News Service weighing from 400-649 lbs. in the Medium and

MISSOURI WEEKLY CATTLE AUCTION SUMMARY

Total Receipts: 15,375 Week Ago: 41,887 Year Ago: 28,505

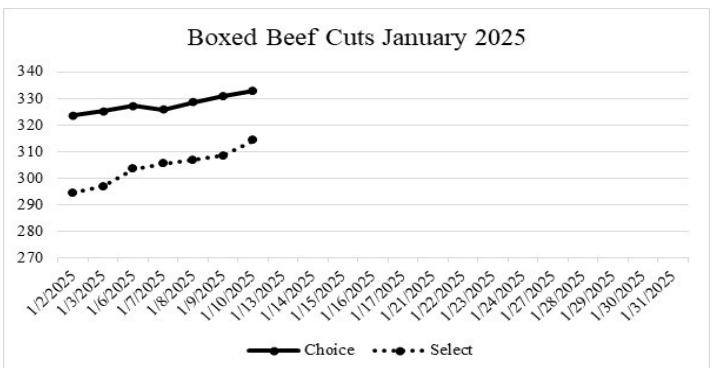
Compared to last week, feeder steers and heifers sold fully 5.00 to 10.00 higher, some barns saw sharply higher markets as they had to catch up with the full gains since their previous sale prior to Christmas. This week's offering was light as winter weather impacted sales. Typically, the first full week of business of the new year is one of the largest volume weeks of the year but mother nature had other plans this year. Many sales were canceled due to poor road conditions and very cold weather. Several early week sales tried to push sales to later in the week in hopes producers could get out and try to prevent a back up of cattle for their local barns in the coming week or two. Many producers are eager to get cattle sold as the new tax year has rolled around and prices for all cattle are setting at record high prices. The extended forecast doesn't look all that pleasant either and it takes a lot of feed to keep cattle gaining when they are wet and cold. Although MO didn't contribute as many head as typical due to light sales, the CME feeder cattle index set a new record high every day last week with the latest published value of 278.55, which equates to an 800 lb. steer being worth \$2228.40. Although the lighter offering this week didn't provide near as many full pot loads there was still some impressive sales around the state. Unionville Livestock Market sold 19 head of 461 lb. steers at 388.00 and 22 head of 531 lb. steers at 370.00. Springfield Livestock Marketing Center sold 60 head of 607 lb. steers at 332.00. New Cambria Livestock Market sold 24 head of 669 lb. steers at 319.00. Lolli Brothers Livestock Market sold 20 head of 713 lb. fancy steers for 303.50. and 66 head of 860 lb. steers for 272.75. Kingsville Livestock Auction sold 67 head of 814 lb. steers for 277.75. On the heifer side of the market Springfield Livestock Marketing Center sold 20 head of 513 lb. heifers for 320.00. Lolli Brothers Livestock Market sold 72 head of 729 lb. heifers for 274.85, two drafts of heifers tagged as replacements also drew attention, 31 head of 648 lb. heifers at 305.00 and 20 head of 760 lb. heifers that sold for 284.50. Eastern Missouri Commission Company sold 83 head of Large framed heifers that weighted 1180 lbs. for 217.75. Boxed beef cutouts were sharply higher. Choice closed on Friday at 332.84, up 7.60 and Select closed at 314.40, up 17.68 compared to last Friday. Negotiated feedlot sales as of the Friday afternoon report totaled right at 66K head as of the 2:00 report cutoff time. Live sales were reported mostly from 200.00-205.00 which will establish another new record high weighted average price. Dressed sales from mostly 320.00 with a few in NE late week topping at 330.00. The Missouri Stocker formula consists of 2817 head with a weighted average weight of 563.56 lbs. and a price value of 327.94, 5.06 higher than last week and a new all-time record for the formula. The steer/heifer spread is 36.28 per cwt.



*Graph is updated the first Monday of each month. Axis value ranges may be updated to reflect data points.

NATIONAL BOXED BEEF CUTOUT/BOXED BEEF CUTS

DATE	CHOICE	SELECT	TOTAL LOADS
1/6	327.10	303.33	146
1/7	325.79	305.43	156
1/8	328.61	306.89	181
1/9	330.78	308.35	116
1/10	332.84	314.14	128
5 Day Simple Average	329.02	307.63	



*Axis value ranges may be updated to reflect data points.

WEEKLY LIVESTOCK SLAUGHTER 1/11/25

	CATTLE	HOGS	SHEEP
Week to Date:	589,000	2,551,000	35,000
Last Week:	506,000	2,266,000	31,000
Last Year:	544,902	2,171,129	34,054

SOUTHWEST MISSOURI WEEKLY SUMMARY

(Joplin and Springfield)

Receipts: 5,857 Week ago: 21,929 Year Ago: 9,712
Compared to three weeks ago, steers under 500 lbs sharply higher, over 500 lbs and all heifers mostly 5.00 to 20.00 higher. Slaughter cows and bulls mostly 4.00 to 9.00 higher.

FEEDER STEERS:
Medium and Large 1

300-400 lbs.	375.00-420.00
400-500 lbs.	340.00-420.00
500-600 lbs.	305.00-376.00
600-700 lbs.	280.00-315.00
700-800 lbs.	261.00-290.00
800-900 lbs.	250.00-265.00
900-950 lbs.	230.00-237.00

FEEDER HEIFERS:
Medium and Large 1

300-400 lbs.	325.00-350.00
400-500 lbs.	285.00-340.00
500-600 lbs.	270.00-320.00
600-700 lbs.	251.00-286.00
700-800 lbs.	236.00-267.50
Pkg 807 lbs.	250.00

FEEDER HOLSTEIN STEERS
Large 3

400-500 lbs.	228.00-235.00
500-600 lbs.	195.00-224.00
700-800 lbs.	190.00-205.00
850-900 lbs.	168.00-191.00

SLAUGHTER COWS: Breaking and Boning (70-85% lean) 115.00-129.00; high dressing 122.50-138.00; low dressing 99.00-116.00. Lean (85-90%) 100.00-120.00

SLAUGHTER BULLS: Yield Grade 1-2 1325-2500 lbs. 140.00-169.00; high dressing 161.00-177.50; low dressing 130.00-145.00

BRED COWS: Medium and Large 1 2-8 yrs 1200-1650 lbs 2nd/3rd stage 2400.00-2550.00, 1st stage 2100.00-2300.00 per head. Medium and Large 1-2 2-8 yrs 1085-1415 lbs 2nd/3rd stage 1850.00-2600.00, 1st stage 2600.00 per head

COW & CALF PAIRS: Medium and Large 1 2-8 yrs 1600-1675 lbs rebred 1st stage with >300 lb calves 3150.00-3300.00; 2-8 yrs 1040-1500 lbs with 150-300 lb calves 2600.00-3100.00 per pair. Medium and Large 1-2 2-8 yrs 1450-1650 lbs with >300 lb calves 3100.00 per pair

BRED HEIFERS: Medium and Large 1-2 2<2 yrs 960 lbs 2nd/3rd stage 2575.00 per head

SOUTH CENTRAL MISSOURI WEEKLY SUMMARY

(West Plains, Phillipsburg)

Receipts: 819 Week ago: 9,797 Year Ago: 3,493
Too few comparisons for a feeder market trend. Compared to three weeks ago, slaughter cows and bulls 2.00 to 4.00 higher.

FEEDER STEERS:
Medium and Large 1

300-400 lbs.	350.00-415.00
500-600 lbs.	307.50-325.00
Pkg 637 lbs.	285.00
700-750 lbs.	264.00-266.00

FEEDER HEIFERS:
Medium and Large 1

600-650 lbs.	264.00-265.00
--------------	---------------

FEEDER HOLSTEIN STEERS:
Large 3

Scarce

SLAUGHTER COWS: Breaking and Boning (70-85% lean) 109.00-122.50, high dressing 122.00-130.00; low dressing 95.00-109.00. Lean (85-90%) 94.00-113.00

SLAUGHTER BULLS: Yield Grade 1-2 1280-2065 lbs. 135.00-161.00; high dressing 148.00-182.00; low dressing 125.00-139.00.

BRED COWS: Medium and Large 1 2-8 yrs 1420-1728 lbs 2nd/3rd stage 1900.00-2200.00 per head. Medium and Large 1-2 2-8 yrs 1142-1630 lbs 2nd/3rd stage 1850.00-3200.00 per head

COW & CALF PAIRS: 2-8 yrs 1175-1295 lbs with 150-300 lb calves 2700.00-2750.00 per pair

BRED HEIFERS: Scarce

WEST CENTRAL MISSOURI WEEKLY SUMMARY

(Kingsville, Windsor, Butler)

Receipts: 3,195 Week ago: 2,361 Year ago: 3,359
Compared to the most recent sale from a month ago, steers and heifers mostly 10.00 to 20.00 higher. Slaughter cows steady to firm

FEEDER STEERS:
Medium and Large 1

450-500 lbs.	345.00-390.00
500-600 lbs.	315.00-357.00
600-700 lbs.	296.50-326.00
700-800 lbs.	279.50-302.50
800-900 lbs.	264.25-277.25

FEEDER HEIFERS:
Medium and Large 1

400-500 lbs.	334.00-369.00
500-600 lbs.	273.00-340.50
600-700 lbs.	264.50-334.50
700-800 lbs.	249.50-267.00
800-900 lbs.	238.00-247.25
Pkg 902 lbs.	229.50

SLAUGHTER BULLS: Scarce

SLAUGHTER COWS: Breaking and Boning (70-85% lean) 109.00-128.00, high dressing 124.00-134.00. Lean (85-90%) 90.00-112.00

BRED HEIFERS: Scarce

COW & CALF PAIRS: Scarce

NORTHEAST MISSOURI WEEKLY SUMMARY

(Bowling Green, Kingdom City, Palmyra)

Receipts: 952 Week ago: 2,875 Year ago: 6,250
Compared to last week's light volume trade, this week's trade was also limited due to early week snow and ice. Mid-week trade selling with a firm to higher undertone on all weights. Slaughter cows steady to firm on a light offering.

FEEDER STEERS:
Medium and Large 1

400-500 lbs.	350.00-375.00
500-600 lbs.	316.00-364.00
600-700 lbs.	288.00-326.00
700-800 lbs.	265.00-294.00
800-850 lbs.	263.00-265.50

FEEDER HEIFERS:
Medium and Large 1

400-500 lbs.	312.50-340.00
500-600 lbs.	280.00-328.00
600-700 lbs.	271.00-277.50
Pkg 705 lbs.	265.00
Pkg 774 lbs.	251.00

SLAUGHTER BULLS: Yield Grade 1-2 ind high dressing 167.00; ind low dressing 144.00.

SLAUGHTER COWS: Breaking and Boning (70-85% lean) 118.00-124.00; high dressing 125.00-133.00; low dressing 110.00-116.00. Lean (85-90%) ind 108.00

SLAUGHTER STEERS: Choice 2 -3 200.0-207.00. Select and Choice 1-3 197.00-198.00.

SLAUGHTER HEIFERS: Select and Choice 1-3 195.00-199.00.

BRED COWS: Scarce

COW CALF PAIRS: Scarce

NORTH CENTRAL MISSOURI WEEKLY SUMMARY

(Macon, Unionville, Green City, New Cambria)

Receipts: 4,552 Two weeks ago: 4925 Year ago: 1,539
Compared to recent sales, steers and heifers 5.00 to 10.00 higher, spots 15.00 higher. Slaughter cows unevenly steady.

*Some sale barns on a bi-weekly schedule and may not have a sale each week.

FEEDER STEERS:
Medium and Large 1

400-500 lbs.	367.50-400.00
500-600 lbs.	315.00-380.00
600-700 lbs.	287.50-343.00
700-800 lbs.	261.75-295.00
800-900 lbs.	265.75-276.75

FEEDER HEIFERS:
Medium and Large 1

350-400 lbs.	337.50-351.00
400-500 lbs.	317.00-369.00
500-600 lbs.	274.00-330.00
600-700 lbs.	259.00-299.50
700-800 lbs.	247.25-274.85

SLAUGHTER BULLS: Yield Grade 1-2 1350-2150 lbs. 145.00-167.00; high dressing ind 163.00; low dressing 137.00-143.00.

SLAUGHTER COWS: Breaking and Boning (70-85% lean) 106.00-124.50; high dressing 123.00-136.00. Lean (85-90%) 98.00-115.00

BRED COWS: Scarce

BRED HEIFERS: Scarce

SOUTHEAST MISSOURI WEEKLY SUMMARY

(Jackson and Farmington) w/e 12/21/24

Receipts: 1,557 Week Ago: 1,368 Year ago: 922
 Compared to last week, 600-700 lb steers steady to 6.00 lower, rest of the offering steady to 10.00 higher. Slaughter cows 1.00 lower. Slaughter bulls steady.

FEEDER STEERS:
 Medium and Large 1

300-400 lbs.	322.00-390.00
400-500 lbs.	320.00-357.00
500-600 lbs.	287.00-320.00
600-700 lbs.	250.00-295.00
700-800 lbs.	240.00-265.00
800-900 lbs.	243.00-253.00

FEEDER HEIFERS:
 Medium and Large 1

300-400 lbs.	300.00-345.00
400-500 lbs.	282.00-312.00
500-600 lbs.	242.00-287.00
600-700 lbs.	240.00-262.00
700-800 lbs.	216.00-242.00

SLAUGHTER BULLS: Yield Grade 1-2 940-2120 lbs 123.00-139.00; high dressing 138.00-155.00; low dressing 97.00-119.50

SLAUGHTER COWS: Breaking and Boning (75-85% lean) 100.00-111.50; high dressing 112.00-123.50; low dressing 97.00-100.00. Lean (85-90% lean) 75.00-100.00

BRED COWS: Medium and Large 2 2-8 yrs 1045-1485 lbs 2nd stage 1750.00-2275.00; >8 yrs 1015-1380 lbs 2nd/3rd stage 1325.00-1900.00 per head

COW & CALF PAIRS: Scarce

EAST CENTRAL MISSOURI WEEKLY SUMMARY

(Cuba, Vienna) w/e 12/21/24

Receipts: 1,738 Week Ago: 3,919 Year ago: 1,533
 Compared to last week, steers under 600 lbs. steady to 4.00 lower, over steady to 4.00 higher, heifers steady to 3.00 lower. Slaughter cows steady to 3.00 higher.

FEEDER STEERS:
 Medium and Large 1

500-600 lbs.	300.00-321.00
600-700 lbs.	270.00-295.50
700-800 lbs.	245.00-263.00
800-850 lbs.	240.00-250.00

FEEDER HEIFERS:
 Medium and Large 1

300-400 lbs.	331.00-360.00
400-500 lbs.	279.00-327.00
500-600 lbs.	260.00-268.00
600-700 lbs.	230.00-252.00
700-800 lbs.	213.50-231.00

SLAUGHTER BULLS: Yield Grade 1-2 1305-2165 lbs 145.00-154.00; high dressing ind. 172.50; low dressing 120.00-139.00

SLAUGHTER COWS: Breaking and Boning, (70-85% lean) 107.00-121.50; high dressing 120.00-127.00. Lean (85-90%) 96.00-108.00

BRED COWS: Medium and Large 1 2-8 yrs 1040-1425 lbs 2nd/3rd stage 2600.00-3400.00; >8 yrs 1205-1537 lbs 2nd/3rd stage 1975.00-2950.00. Medium and Large 1-2 2-8 yrs 920-1435 lbs 1st to 3rd stage 1900.00-2525.00 per head

COW & CALF PAIRS: Medium and Large 1-2 2-8 yrs 800-1350 lbs with baby to 300 lb calves 3100.00-3900.00; >8 yrs 1135-1320 lbs with 150-300 lb calves 2425.00-2900.00 per pair

NORTHWEST MISSOURI WEEKLY SUMMARY

(Tina) w/e 12/21/24

Receipts: 2,014 Week Ago: 2,086 Year Ago: 2,092
 Compared to last week, feeders sold 5.00 to 15.00 higher. Slaughter cows sold mostly steady.

FEEDER STEERS:
 Medium and Large 1

400-500 lbs.	342.00-402.00
500-600 lbs.	315.00-348.00
600-700 lbs.	288.00-312.50
700-800 lbs.	279.00-285.50
Load 861 lbs.	257.50
942-956 lbs	243.75-245.00

FEEDER HEIFERS:
 Medium and Large 1

400-500 lbs.	325.00-354.00
500-600 lbs.	284.00-319.00
600-650 lbs.	266.00-275.00
Load 730 lbs.	259.75

SLAUGHTER BULLS: Yield Grade 1-2 1625-2005 lbs few 144.00-147.00

SLAUGHTER COWS: Breaking and Boning, (70-85% lean) 112.00-126.00; high dressing 127.00-131.50; low dressing 95.00-111.00. Lean (85-90%) 105.00-120.00

BRED COWS: Scarce

COW/CALF PAIRS: Scarce

AFTERNOON NATIONAL SLAUGHTER CATTLE REVIEW

Thus far for Friday in the Southern Plains negotiated cash trading has been light with moderate demand. In the Texas Panhandle, a few live FOB purchases traded from 200.00-201.00. In Kansas, a few live FOB purchases traded at 201.00. However, not enough purchases in either region for a full market trend. Thursday was the last reported market in the Southern Plains with live FOB purchases at 200.00. In Nebraska negotiated cash trading has been light with moderate demand. When compared to the last market on Thursday, live FOB purchases traded steady at 203.00. The last reported dressed delivered market was on Thursday with purchases at 320.00. In the Western Cornbelt negotiated cash trading has been limited on light demand. The last reported market was on Thursday with live FOB purchases from 200.00-205.00 and dressed delivered purchases at 320.00.

Negotiated Cash Sales:

Confirmed:	10,765	Week Ago:	46,139	Year Ago:	9,503
Week to date:	65,992	Week Ago:	68,733	Year Ago:	35,472

Live Basis	Steers	Heifers
Over 80% Choice	200.00-204.00, avg 202.94	200.00-203.00, avg 202.56
65-80% Choice	200.00-201.00, avg 200.20	200.00-201.00, avg 200.71
35-65% Choice	200.00-201.00, avg 200.90	-
0-35% Choice	-	-
Total All Grades	200.00-204.00, avg 202.50	200.00-203.00, avg 201.53
Dressed Basis		
Over 80% Choice	320.00-330.00, avg 327.24	-
65-80% Choice	-	-
35-65% Choice	-	-
0-35% Choice	-	-
Total All Grades	320.00-320.00, avg 327.24	-

All Beef Type Steers/Heifers	Head	Avg Wt	Price Range	Wtd Avg
Live FOB	10,152	1467.2	200.00-205.00	202.43
Live Del	-	-	-	-
Dressed Del	575	969.3	320.00-330.00	323.66
Dressed FOB	38	780.0	315.00	315.00

WEEKLY COMMODITY FUTURES TRENDS

Compared to last week, Live Cattle 3.43 to 4.72 higher, Lean Hogs 1.78 to 4.07 higher, Feeder Cattle 5.23 to 7.53 higher.

Daily Futures Closes

	Mon.	Tues.	Wed.	Thu.	Fri.
Cattle					
Feb	195.20	195.57	193.70	197.60	198.77
Apr	197.27	197.77	195.52	198.27	199.47
Jun	192.22	192.77	190.47	192.72	194.10
Aug	189.60	190.12	188.27	190.12	191.42
Oct	190.67	191.47	190.12	191.65	192.45
Lean Hogs					
Feb	79.65	79.17	79.47	81.77	82.55
Apr	85.87	85.72	85.07	87.35	88.67
May	90.70	90.62	89.70	92.02	93.52
Jun	99.20	99.35	98.72	100.45	102.57
Jul	99.70	99.90	99.37	100.70	102.60
Fdr Cat					
Jan	266.30	268.40	265.57	269.22	272.35
Mar	265.55	267.92	264.97	268.30	269.40
Apr	266.20	268.47	266.15	269.07	270.17
May	265.92	268.05	266.02	268.87	269.77
Aug	269.02	271.00	269.37	271.92	273.10
Milk					
Jan	20.64	20.47	20.38	20.42	20.19
Feb	21.12	20.90	20.86	20.92	20.27
Mar	20.58	20.45	20.51	20.59	19.96

WEEKLY COMMODITY GRAIN FUTURES TRENDS

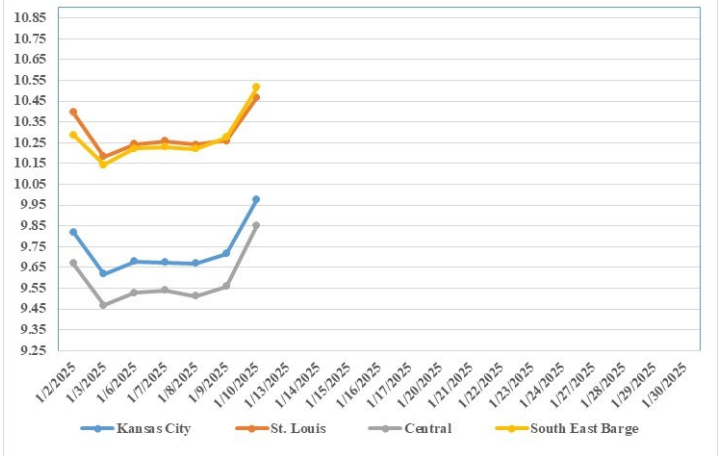
Compared to last week, Soybeans 0.30 to 0.34 higher, Wheat 0.01 to 0.07 higher, Corn 0.09 to 0.21 higher, KC Wheat 0.12 to 0.13 higher, Sorghum 9.30 to 10.30 lower.

Daily Grain Futures Closes

	Mon.	Tues.	Wed.	Thu.	Fri.
Soybeans					
Jan	992 1/2	992 1/4	987 1/2	992 1/4	1013 1/2
Mar	997 3/4	997 1/4	994 1/2	999	1025 1/4
May	1008 3/4	1007 3/4	1006	1010 3/4	1038
Jul	1020 1/2	1019	1018	1023 1/4	1049 3/4
Aug	1019 1/4	1017 1/2	1016 1/2	1021 1/2	1046
Wheat					
Mar	540 1/2	542 1/2	536 1/4	534	530 3/4
May	552 1/2	554 1/2	548 1/2	546	543 1/2
Jul	561	563	557	555	554 1/2
Sep	574 3/4	577	570 3/4	568 1/4	568 1/2
Dec	593 1/4	596	589 3/4	587 1/4	589
Corn					
Mar	457 3/4	458	454	456	470 1/2
May	465 1/4	465 3/4	462 1/2	464 1/2	479 1/2
Jul	468	468 1/4	465 3/4	468	482
Sep	443 1/4	443 3/4	442 1/2	444 1/2	448 3/4
Dec	445 1/2	446 1/4	445	447	450 1/4
KC Wheat					
Mar	553 1/4	555 3/4	550 1/4	550 1/4	551 3/4
May	561 3/4	564 1/2	559 1/4	558 1/2	560 3/4
Jul	570	573	567 3/4	567	569 1/4
Sep	582 1/4	585 1/4	580	579	581 1/2
Dec	599	601 1/2	596 1/2	595 3/4	599
SB Meal					
Jan	298.60	295.30	292.60	291.80	290.60
Mar	307.30	303.50	300.80	299.30	298.30
May	314.20	310.50	307.90	306.30	305.40
Jul	320.00	316.50	314.30	312.50	311.80
Aug	320.90	317.70	315.40	313.30	312.70

MONTHLY GRAIN CROP

January 2025 Soybean Bids



January 2025 Wheat Bids



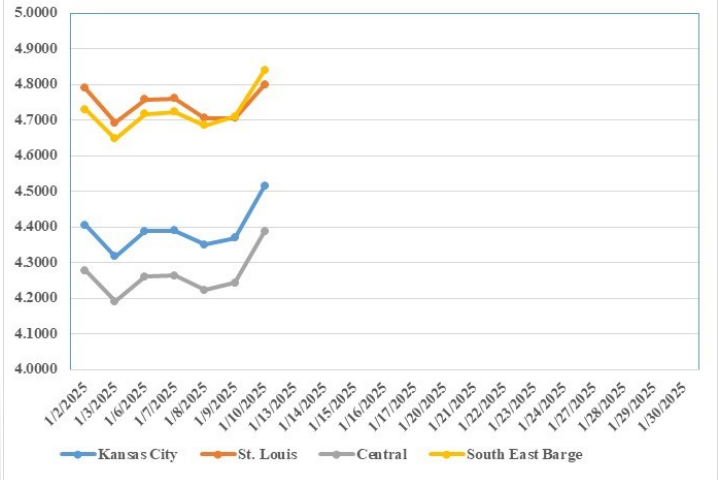
MISSOURI GRAIN WEEKLY TRENDS

Compared to last week, Soybeans 0.28 to 0.44 higher, Wheat 0.08 lower to 0.02 higher, Corn 0.11 to 0.21 higher, Sorghum 0.21 higher.

Area	#1 Soybeans	#2 Soft Wheat	#2 Corn	#2 Grain Sorghum
Kansas City				
Friday**	9.41-9.81	4.99	4.10-4.52	4.35
Monday	9.48-9.88	5.11	4.18-4.60	4.43
Tuesday	9.47-9.87	5.12	4.18-4.60	4.43
Wednesday	9.45-9.95	5.06	4.14-4.56	4.39
Thursday	9.49-9.99	5.04	4.16-4.58	4.41
Friday	9.75-10.25	5.01	4.31-4.73	4.56
St. Louis				
Friday**	10.17-10.18	5.49	4.68-4.69	4.25
Monday	10.24-10.25	5.51-5.61	4.76	4.33
Tuesday	10.24-10.27	5.52-5.62	4.76	4.33
Wednesday	10.24-10.25	5.46-5.56	4.69-4.72	---
Thursday	10.25-10.27	5.44-5.54	4.69-4.72	---
Friday	10.45-10.48	5.41-5.51	4.79-4.82	---
Central				
Friday**	9.41-9.51	4.99	4.15-4.20	---
Monday	9.48-9.58	5.11	4.23-4.28	---
Tuesday	9.47-9.57	5.12	4.23-4.28	---
Wednesday	9.45-9.55	5.06	4.19-4.24	---
Thursday	9.49-9.59	5.04	4.21-4.26	---
Friday	9.80-9.90	5.01	3.36-4.41	---
S.E. MO				
Friday**	10.06-10.19	---	4.58-4.68	---
Monday	10.18-10.26	---	4.66-4.76	---
Tuesday	10.17-10.27	---	4.67-4.76	---
Wednesday	10.17-10.25	---	4.63-4.72	---
Thursday	10.23-10.31	---	4.65-4.76	---
Friday	10.46-10.57	---	4.77-4.91	---

(PRICES PER BUSHEL) *NEW CROP **PREVIOUS WEEK'S PRICES
*Bids calculated using Kansas City, St. Louis, and St. Joseph bids

January 2025 Corn Bids



*Axis value ranges may be updated to reflect data points.
Only dates in which markets are trading and only current cash bids are represented.

WHOLESALE FEEDSTUFFS PRICES 1/10/25
(DOLLARS PER TON-BULK BASIS)

Area	Cottonseed Meal 41%	Soybean Meal 46.5-48%	Corn Gluten Pellets 21%	Wheat Middlings
Kansas City	325.00	286.80	202.00	198.33
St. Louis	n/a	n/a	191.00	182.50

WORLD AGRICULTURAL SUPPLY AND DEMAND EST

WHEAT: The outlook for 2024/25 U.S. wheat this month is for slightly larger supplies and domestic use, unchanged exports, and marginally higher ending stocks. Supplies are raised on higher imports, increased 5 million bushels to 130 million, all on Hard Red Spring. Feed and residual use is unchanged at 120 million bushels but there are offsetting by-class changes based on the NASS Grain Stocks report. Seed use is increased 2 million bushels to 64 million, based on the NASS Winter Wheat and Canola Seedings report. Exports are unchanged at 850 million bushels but there are offsetting by-class changes. Projected 2024/25 ending stocks are raised 3 million bushels to 798 million, up 15 percent from last year. The season-average farm price is reduced \$0.05 per bushel to \$5.55 on NASS prices reported to date and expectations for futures and cash prices for the remainder of the marketing year.

COARSE GRAINS: This month's 2024/25 U.S. corn outlook is for lower production, feed and residual use, exports, and ending stocks. Corn production is estimated at 14.9 billion bushels, down 276 million as a 3.8-bushel per acre cut in yield to 179.3 bushels is partially offset by a 0.2-million acre increase in harvested area. Total corn use is down 75 million bushels to 15.1 billion. Feed and residual use is reduced 50 million bushels to 5.8 billion, based on indicated disappearance during the September-November quarter as reflected by the Grain Stocks report. Exports are cut 25 million bushels to 2.5 billion reflecting lower supplies. With supply falling more than use, corn stocks are lowered 198 million bushels. The season-average corn price received by producers is raised 15 cents to \$4.25 per bushel.

OILSEEDS: U.S. oilseed production for 2024/25 is estimated at 128.5 million tons, down 2.7 million from the previous report. Lower soybean, peanut, rapeseed, and sunflower seed crops are partly offset by higher cottonseed. Soybean production is estimated at 4.4 billion bushels, down 95 million led by decreases for Indiana, Kansas, South Dakota, Illinois, Iowa, and Ohio. Harvested area is estimated at 86.1 million acres, down 0.2 million. Yield is estimated at 50.7 bushels per acre, down 1.0 bushel. With lower production, slightly higher imports, and unchanged exports and crush, soybean ending stocks are projected at 380 million bushels, down 90 million. The soybean oil balance sheet adjustments include increased exports and lower soybean oil used for biofuel.

MISSOURI WEEKLY HAY SUMMARY 1/09/2025

Winter arrived in full force this week. Snow in the northwest part of the state was officially reported as much as 16 inches in places before winds caused drifting. In South central and Southeast moisture came in the form of ice which totaled 3/4 of an inch or slightly more in the worst areas. Many folks spent a few days without power in the Southeast. If there was one positive a week of temperatures below freezing cures most of the mud issues around. Another round of snow is expected to impact the south late this week which will continue to cause difficulty for any hay movement. Hay prices are unevenly steady to weak. The supply of hay is moderate to heavy with no shortage of hay for sale anywhere in the state, and demand is light to moderate. The Missouri Department of Agriculture has a hay directory at <https://apps.mda.mo.gov/haydirectory> or visit the University of Missouri Extension feed stuff finder at <https://feedstufffinder.org>

- Alfalfa - Supreme 250.00-300.00, small square 8.00-12.00 per bale
- Alfalfa - Premium 200.00-250.00
- Alfalfa - Good 150.00-200.00, small square 6.00-10.00 per bale
- Alfalfa - Fair 125.00-150.00
- Corn Stalks - 15.00-25.00 per large round bale
- Mixed grass - Good/Premium 125.00-200.00
- Mixed grass-Fair/Good 80.00-125.00, small square 3.50-8.00 per bale
- Mixed grass - Fair 30.00-50.00 per large round bale
- Wheat straw - 4.00-7.00 per small square bale

Please Note: The above volumes (tonnage, acres, and bales) listed are for confirmed trades only, it does not include estimated volume (tonnage) for bids or offers to the trade. List your hay for sale at: [Hay Listing Online Form](#). Explanation of Hay Quality Guidelines: [Hay Quality Designation Guidelines](#). Glossary of Terms: [Livestock, Poultry, & Grain Hay Terms](#)

MISSOURI WEEKLY SHEEP/GOAT AUCTION SUMMARY

Receipts: 2,383 Two Weeks Ago: 672 Last Year: 2,056

SHEEP: Feeder Lambs: Small and Medium 1 hair 40-50 lbs 315.00-325.00. Small and Medium 1-2 hair 30-40 lbs 347.50-350.00, thin 255.00; 40-50 lbs 285.00-350.00, thin 275.00-290.00.
Slaughter lambs Choice and Prime 1-3 w/s 20 hd 101 lbs 200.00; pkg 135 lbs 150.00. Choice and Prime 1-3 woolled 100-125 lbs 245.00-250.00; 14 hd 155 lbs 220.00. Choice and Prime 1-3 hair 40-60 lbs 320.00-345.00; 60-70 lbs 305.00-340.00; 70-80 ls 285.00-310.00; 80-90 lbs 250.00-260.00; 90-120 lbs 222.50-255.00. Choice 1-2 hair 98 hd 61 lbs 286.00. Choice 1-3 hair 50-70 lbs 280.00-285.00; 70-80 ls 265.00-275.00; 80-90 lbs 220.00; pkg 115 lbs 165.00. Slaughter ewes Cull and Utility 1-2 120-140 lbs 72.50-79.00. Cull 1 pkg 85 lbs 41.00. Good 2-3 hair pkg 153 lbs 120.00. Utility and Good 1-3 hair 115-135 lbs 115.00-117.50. Cull and Utility 1-2 hair pkg 95 lbs 85.00. Slaughter bucks 1-2 hair 120-140 lbs 150.00-155.00; 150-190 lbs 140.00-155.00.

Replacement ewes Small and Medium 1 hair 2-4 yrs pkg 89 lbs exp 230.00/hd. Small and Medium 1-2 hair 2-4 yrs 100-115 lbs open 145.00-170.00; 4-6 yrs 10 hd 129 lbs exp 135.00. Small and Medium 1-2 hair 2-4 yrs 70-135 lbs exp 155.00-187.50/hd; 2-4 yrs 125-130 lbs win 190.00-220.00/hd; 4-6 yrs 110-125 lbs exp 170.00-210.00/hd; 120 lbs win 140.00/hd.

Families Small and Medium 1-2 2-4 yrs 105-120 lbs exp with <20 lb lambs 240.00-360.00/fam; 4-6 yrs 115 lbs exp with <20 lb lambs 195.00/fam; 118 lbs open with <20 lb lambs 285.00/fam.

GOATS: Feeder Kids: Selection 1 pkg 35 lbs 350.00. Selection 1-2 pkg 27 lbs pygmies 180.00; 10 hd 37 lbs pygmies 210.00. Selection 2 pkg 25 lbs 220.00; pkg 28 lbs pygmies 200.00; 38 lbs 225.00-305.00, pygmies 245.00.

Slaughter kids Selection 1 50-60 lbs 345.00-380.00; 60-75 lbs 320.00-360.00. Selection 1-2 pkg 46 lbs pygmies 235.00; pkg 65 lbs 295.00. Selection 2 50-80 lbs 240.00-300.00.

Slaughter nannies/does Selection 1-2 pkg 78 lbs 155.00; 90-100 lbs 135.00; pkg 110 lbs 155.00. Selection 1-2 pkg 83 lbs 110.00/hd.

Slaughter bucks/billies 155-185 ls 240.00-255.00.

Wether kids Selection 1 24 hd 79 lbs 295.00.

Replacement nannies/does Selection 1-2 2-4 yrs 75 lbs exp 155.00. Selection 1-2 2-4 yrs 85-90 lbs exp 100.00-125.00/hd; 152 lbs exp 250.00/hd

Explanatory Notes: Stage - Represents estimated lambing/kidding period (Open, Exp=exposed, Bred, Fall = Sep-Nov, Win = Dec-Feb, Spr = Mar-May, Sum=Jun-Aug; w/s = woolled and shorn; /hd= per head; /fam=per family All price CWT unless otherwise noted.

MISSOURI DROUGHT MONITOR

Date	None	D0	D1	D2	D3	D4
01/07/25	69.71	18.54	11.75	0	0	0
12/31/24	63.89	22.55	13.56	0	0	0
01/09/24	11.02	15.78	43.40	29.38	0.42	0

Reflects percentage of Missouri impacted by drought. D0 Abnormally Dry; D1 Moderate Drought; D2 Severe Drought; D3 Extreme Drought; D4 Exceptional Drought

NATIONAL DIRECT DELIVERED FEEDER PIG REPORT

1/10/25 Receipts: 114,481 Week ago: 108,381 Year Ago: 135,009
Early weaned steady and feeder pigs 3.00 higher.
Cash 54,000 head 52.50-95.00, weighted average 82.37
Formula 36,056 head 49.51-90.00, weighted average 76.24
Feeder pigs 40 pounds basis:
Cash 14,034 head 85.00-107.00, weighted average 98.98

NATIONAL DAILY DIRECT PRIOR DAY HOG REPORTS FOR 1/10/25

BARROWS AND GILTS (Carcass Basis): 2,137 head
Base Carcass Price 70.00-81.00, weighted average 78.65

SOWS (Live Basis): 6,228 head
300-500 lbs. 20.00-66.00
Over 500 lbs. 48.44-69.00

MISSOURI WEEKLY DIRECT SLAUGHTER CATTLE REPORT 1/10/25

Weekly Receipts: 120 Week ago: 320 Year ago: 360
Trading as of Friday morning, light trade this week with most producers passing bids. Dressed sales 8.00 higher and grid dressed sales inactive.

LIVE STEERS & HEIFERS: No sales reported
DRESSED STEERS & HEIFERS: 3 loads flat 320.00 Thu

GRADE AND EIGHT (Grid): No Sales

Click here for the current [National Crop Progress](#)
Click here for the current [Missouri Crop Progress](#)
The current hay directory can be found at: [Hay Directory](#).