

# Weekly Market Summary

Published by:  
**Missouri Department of Agriculture**  
**Ag Business Development Division**  
**Market News Program**



Chris Chinn, Director  
 Jill Wood, Division Director  
 Tony Hancock, Editor  
[agmarketnews.mo.gov](http://www.ams.usda.gov/marketnews.htm)  
<http://www.ams.usda.gov/marketnews.htm>

Michael Kehoe, Governor

Volume XLV, Number 3 ♦ P.O. Box 630, Jefferson City, MO 65102 ♦ (573) 751-4211 ♦ Mon, Jan 20, 2025

## MISSOURI WEEKLY FEEDER CATTLE WEIGHTED AVERAGE REPORT

Feeder Cattle Receipts: 42,988 Week ago: 13,471 Year ago: 5,663  
 Steers and Heifers Medium and Large 1—Weighted average weights and prices

### STEERS: Medium and Large 1

331 lbs. 423.24	526 lbs. 358.03	721 lbs. 286.87	924 lbs. 252.74
376 lbs. 411.74	575 lbs. 335.81	770 lbs. 277.44	968 lbs. 249.24
424 lbs. 391.64	625 lbs. 317.46	823 lbs. 269.13	1017 lbs. 239.06
474 lbs. 378.88	673 lbs. 302.66	876 lbs. 258.37	

### HEIFERS: Medium and Large 1

324 lbs. 351.51	525 lbs. 319.60	719 lbs. 263.87	1028 lbs. 224.00
378 lbs. 353.81	574 lbs. 302.41	769 lbs. 250.76	
429 lbs. 343.22	626 lbs. 280.20	824 lbs. 244.21	
475 lbs. 333.65	669 lbs. 274.45	858 lbs. 233.53	

## MISSOURI STEER (HEIFER) STOCKER FORMULA 1/20/2025

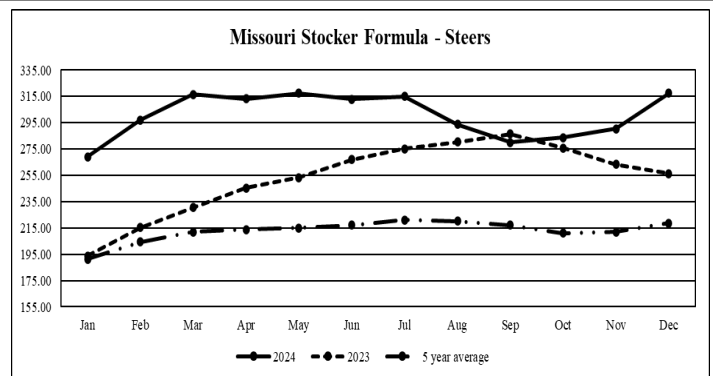
Monday's Missouri Stocker formula consists of **8427 (8851)** head with a weighted average weight of **562.68 (553.12)** lbs. and a price value of **331.44 (299.70)**, 3.50 higher (8.04 higher) than a week ago.

\*Low volume due to lack of sales due to the holiday. \*  
 This a rolling seven day calculated weighted value which combines all Feeder Steers reported by MDA/USDA Market News Service weighing from 400-649 lbs. in the Medium and

## MISSOURI WEEKLY CATTLE AUCTION SUMMARY

Total Receipts: 46,979 Week Ago: 15,375 Year Ago: 7,170

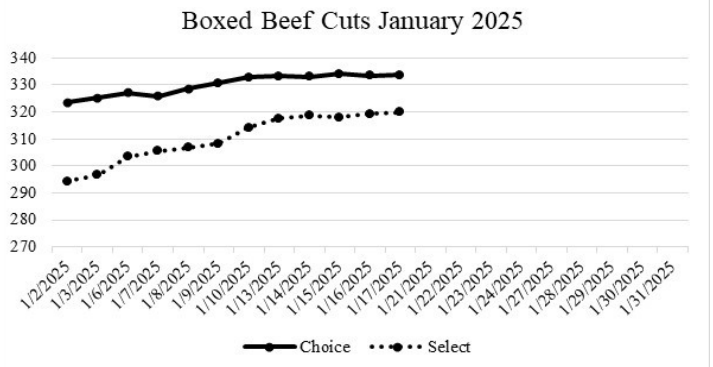
Compared to last week, feeder steers and heifers sold steady to 5.00 higher with some calves having spots of 10.00 higher. The supply of feeders was moderate. Nearly all barns were back to business this week. A few barns hadn't had an auction in nearly a month due to the holidays and the days winter weather arrived. Those barns obviously posted big gains as they had to play a little catch up to get prices back to current levels. There was a few of the southern sales that didn't see as large runs as they might have expected as there was plenty of country roads that hadn't seen enough sun to make getting trucks in and out feasible. Markets have been unbelievably strong and have set new record after new record recently. There is a fairly common aura flowing though the air that a top, at least for the moment, might have been reached. Time of course will tell several farmers have been able and more that willing to market calves a bit early or at lighter weights than typical trying to take advantage of this price rally. Winter weather over the last couple of weeks and extreme cold that arrived over the weekend, which is expected to last a few days, makes feeding requirements high and the act of getting it done difficult. Feed conversion falls as well so moving cattle a few weeks to a month early hasn't been a hard choice in most cases when big prices have been waiting at the barns. Although not every stick out sale may be a new record, they are still impressive and for the most part producers that are marketing cattle currently are doing so at prices they have never previously received. Although not necessarily the highest prices of the week here are some drafts of at least 20 head or more that stuck out this week. Callaway Livestock Center sold 24 head of 521 lb. steers at 392.00, a load of 671 lb. steers at 322.00 and a load of 835 lb. steers which sold for 279.00. Kingsville Livestock Auction sold 38 head of 738 lb. steers at 312.00 and 104 head of 877 lb. steers for 261.00. Windsor Livestock Auction sold 37 head of 537 lb. heifers for 251.25. and Lolli Brothers Livestock Market sold 75 head of 705 lb. heifers for 278.25. Boxed beef cutouts were higher again this week. Choice closed on Friday at 333.69, up 0.28 and Select closed at 319.83, up 5.43 compared to last Friday. Negotiated feedlot sales as of the Friday afternoon report totaled near 72K head as of the 2:00 report cutoff time. Live sales were reported mostly from 200.00-206.00. Dressed sales mostly 320.00-322.00 with a few in the north up to 330.00. Weighted average prices will once again print new record highs this week, even as there were perhaps some feelings of the market topping out. The Missouri Stocker formula consists of 8427 head with a weighted average weight of 553.12 lbs. and a price value of 331.44, 3.50 higher than last week. The steer/heifer spread is 31.74 per cwt.



\*Graph is updated the first Monday of each month. Axis value ranges may be updated to reflect data points.

## NATIONAL BOXED BEEF CUTOUT/BOXED BEEF CUTS

DATE	CHOICE	SELECT	TOTAL LOADS
1/13	333.35	317.57	118
1/14	332.98	318.71	155
1/15	334.14	318.04	132
1/16	333.41	319.38	142
1/17	333.69	319.83	122
5 Day Simple Average	333.51	318.71	



\*Axis value ranges may be updated to reflect data points.

## WEEKLY LIVESTOCK SLAUGHTER 1/18/25

	CATTLE	HOGS	SHEEP
Week to Date:	602,000	2,414,000	37,000
Last Week:	579,000	2,369,000	35,000
Last Year:	573,728	2,264,323	30,702

**SOUTHWEST MISSOURI WEEKLY SUMMARY**

(Joplin and Springfield)

Receipts: 12,495 Week ago: 5,857 Year Ago: 1,438  
Compared to last week, steers and heifers 2.00 to 10.00 higher, spots up to 20.00 higher early week, except some heifers under 700 lbs late week 2.00 lower to 6.00 higher. Slaughter cows steady to 5.00 higher. Slaughter bulls steady to 2.00 higher.

**FEEDER STEERS:**  
Medium and Large 1

Table with 2 columns: Weight (300-400 lbs to 900-1000 lbs) and Price Range (400.00-465.00 to 242.50-254.00)

**FEEDER HEIFERS:**  
Medium and Large 1

Table with 2 columns: Weight (300-400 lbs to 21 hd 1028 lbs) and Price Range (340.00-377.50 to 224.00)

**FEEDER HOLSTEIN STEERS**  
Large 3

Scarce Scarce

**SLAUGHTER COWS:** Breaking and Boning (70-85% lean) 115.00-130.50; high dressing 127.00-130.00; low dressing 102.50-118.00. Lean (85-90%) 102.00-119.00.

**SLAUGHTER BULLS:** Yield Grade 1-2 1235-2430 lbs. 140.00-168.00; high dressing 160.00-176.00; low dressing 135.00-147.00

**BRED COWS:** Medium and Large 1 2-8 yrs 1260-1540 lbs 2nd/3rd stage 2350.00-3250.00. Medium and Large 1-2 2-4 yrs 980-1020 lbs 2nd/3rd stage 1950.00-2100.00; 2-8 yrs 1020-1585 lbs 2nd/3rd stage 1700.00-2300.00, 1st stage 1650.00-1900.00; >8 yrs 1040-1500 lbs 2nd/3rd stage 1775.00-2300.00 per head

**BRED HEIFERS:** Medium and Large 1-2 <2 yrs 860-1045 lbs 2nd/3rd stage 2150.00-2200.00 per head

**COW & CALF PAIRS:** Medium and Large 1-2 2-8 yrs 905 lbs with <150 lb calves 1750.00; 1120-1215 lbs with 150-300 lb calves 2000.00-2900.00; 1300-1440 lbs rebred 1st stage with 150-300 lb calves 2600.00-2900.00; 1550-1760 lbs rebred 1/2nd stage with >300 lb calves 2800.00-3100.00 per pair

**SOUTH CENTRAL MISSOURI WEEKLY SUMMARY**

(West Plains, Phillipsburg)

Receipts: 5,796 Week ago: 819 Year Ago: 740  
Compared to two weeks ago, steers and heifers under 700 lbs 6.00 to 12.00 higher, over 700 lbs 12.00 to 18.00 higher. Slaughter cows and bulls 2.00 to 6.00 higher.

**FEEDER STEERS:**  
Medium and Large 1

Table with 2 columns: Weight (300-400 lbs to 800-900 lbs) and Price Range (380.00-420.00 to 250.00-267.00)

**FEEDER HEIFERS:**  
Medium and Large 1

Table with 2 columns: Weight (300-400 lbs to 700-750 lbs) and Price Range (327.50-370.00 to 243.00-250.00)

**FEEDER HOLSTEIN STEERS:**  
Large 3

Scarce Scarce

**SLAUGHTER COWS:** Breaking and Boning (70-85% lean) 113.00-126.50, high dressing 126.00-141.00; low dressing 96.00-115.00. Lean (85-90%) 94.50-116.00

**SLAUGHTER BULLS:** Yield Grade 1-2 1175-2202 lbs. 144.50-165.00; high dressing 168.00-185.00; low dressing 125.00-143.50.

**BRED COWS:** Medium and Large 1 2-8 yrs 1280-1630 lbs 2nd/3rd stage 2625.00-2850.00. Medium and Large 1-2 2-8y yrs 980-1800 lbs 2nd/3rd stage 1750.00-2800.00, 1st stage 1250.00-1600.00; >8 yrs 1088-1310 lbs 2nd/3rd stage 1300.00-1925.00 per head

**COW & CALF PAIRS:** Medium and Large 1-2 2-8 yrs 1175-1335 lbs with 150-300 lb calves 2600.00-2700.00; 2-8 yrs 1345 lbs rebred 1st stage with 150-300 lb calves 3600.00 per pair

**WEST CENTRAL MISSOURI WEEKLY SUMMARY**

(Kingsville, Windsor, Butler)

Receipts: 8,368 Week ago: 3,195 Year ago: 1,168  
Compared to last week, steers and heifers 5.00 to 10.00 higher. Slaughter cows steady to 6.00 higher.

**FEEDER STEERS:**  
Medium and Large 1

Table with 2 columns: Weight (300-400 lbs to 800-900 lbs) and Price Range (377.50-444.00 to 252.00-287.00)

**FEEDER HEIFERS:**  
Medium and Large 1

Table with 2 columns: Weight (400-500 lbs to Pkg 931 lbs) and Price Range (306.00-371.00 to 230.50)

**SLAUGHTER BULLS:** Yield Grade 1-2 1545-2040 lbs. 161.00-170.00.

**SLAUGHTER COWS:** Breaking and Boning (70-85% lean) 116.00-132.00, high dressing 127.00-146.00. Lean (85-90%) 105.00-119.00.

**BRED HEIFERS:** Scarce

**COW & CALF PAIRS:** Scarce

**NORTHEAST MISSOURI WEEKLY SUMMARY**

(Bowling Green, Kingdom City, Palmyra)

Receipts: 6,245 Week ago: 952 Year ago: 3,546  
Compared to last week, steers 400-700 lbs 10.00 to 20.00 higher, over 700 lbs firm to higher undertone. Heifers 400-600 lbs 15.00 to 30.00 higher, 600-650 lbs 8.00 to 15.00 higher, over 650 lbs higher undertone. Slaughter cows steady to 5.00 higher.

**FEEDER STEERS:**  
Medium and Large 1

Table with 2 columns: Weight (400-500 lbs to 900-1000 lbs) and Price Range (362.00-414.00 to 243.00-260.25)

**FEEDER HEIFERS:**  
Medium and Large 1

Table with 2 columns: Weight (400-500 lbs to 800-850 lbs) and Price Range (312.50-377.50 to 244.00-247.25)

**SLAUGHTER BULLS:** Yield Grade 1-2 1370-2470 lbs. 148.00-178.00; high dressing 169.00-186.00; low dressing 149.00-160.00.

**SLAUGHTER COWS:** Breaking and Boning, (70-85% lean) 115.00-127.00; high dressing 122.50-140.00; low dressing 107.50-118.00. Lean (85-90%) 102.00-118.00

**SLAUGHTER STEERS:** Choice 2-3 198.00-209.00. Select and Choice 1-3 189.00-193.00. Select and Choice 2-3 192.50-196.50.

**SLAUGHTER HEIFERS:** Choice 2-3 201.50-205.00. Select 2-3 184.00-190.00.

**BRED COWS:** Medium and Large 1-2 2-8 yrs 1168-1600 lbs 2nd/3rd stage 2300.00-2750.00, >5 yrs 1184-1650 lbs 3rd stage 1900.00-2335.00 per head

**COW CALF PAIRS:** Medium and Large 1-2 2-8 yrs 1400 lbs with 150-300 lb calves 2900.00-3100.00 per pair

**NORTH CENTRAL MISSOURI WEEKLY SUMMARY**

(Macon, Unionville, Green City, New Cambria)

Receipts: 6,037 Week ago: 4,552 Year ago: 0  
Compared to last week, steers and heifers mostly firm to 5.00 higher, except some steers early week 5.00 to 10.00 lower. Slaughter cows 2.00 to 5.00 higher.

\*Some sale barns on a bi-weekly schedule and may not have a sale each week.

**FEEDER STEERS:**  
Medium and Large 1

Table with 2 columns: Weight (400-500 lbs to 800-900 lbs) and Price Range (367.00-411.00 to 258.25-276.00)

**FEEDER HEIFERS:**  
Medium and Large 1

Table with 2 columns: Weight (350-400 lbs to 700-800 lbs) and Price Range (353.00-356.50 to 249.50-278.25)

**SLAUGHTER BULLS:** Yield Grade 1-2 1400-2175 lbs. 147.00-176.00; high dressing 169.00-186.00; low dressing 137.00-149.00.

**SLAUGHTER COWS:** Breaking and Boning (70-85% lean) 114.00-130.00; high dressing 127.00-137.00. Lean (85-90%) 104.00-115.00

**BRED COWS:** Scarce

**BRED HEIFERS:** Scarce

**SOUTHEAST MISSOURI WEEKLY SUMMARY**

(Jackson and Farmington)

Receipts: 1,549 12/16/24: 1,557 Year ago: 278

No recent comparison available as the last sales were prior to the holidays and winter weather.

**FEEDER STEERS:**  
Medium and Large 1

**FEEDER HEIFERS:**  
Medium and Large 1

300-400 lbs.	355.00-427.00	300-400 lbs.	310.00-342.00
400-500 lbs.	327.00-407.00	400-500 lbs.	285.00-328.00
500-600 lbs.	290.00-340.00	500-600 lbs.	260.00-307.00
600-700 lbs.	277.00-315.00	600-700 lbs.	248.00-282.00
700-800 lbs.	255.00-280.00	700-800 lbs.	230.00-249.00
800-900 lbs.	240.00-251.00	800-850 lbs.	222.00-236.00

<b><u>SLAUGHTER BULLS:</u></b> Yield	<b><u>SLAUGHTER COWS:</u></b> Breaking
Grade 1-2 1265-2210 lbs 125.00-	and Boning (75-85% lean) 104.00-
162.50; high dressing 144.00-	126.50; high dressing 114.00-
168.50; low dressing 130.50-	132.50; low dressing 101.00-
146.00	115.00. Lean (85-90% lean) 86.00-
	111.00

**BRED COWS:** Medium and Large 1-2 2-8 yrs 1125-1510 lbs 2nd/3rd stage 2375.00-2600.00 per head  
**COW & CALF PAIRS:** Scarce

**EAST CENTRAL MISSOURI WEEKLY SUMMARY**

(Cuba, Vienna)

Receipts: 3,201 12/16/24: 1,738 Year ago: 0

Compared to four weeks ago, steers and heifers 10.00 to 30.00 higher  
 Slaughter cows 2.00 to 7.00 higher.

**FEEDER STEERS:**  
Medium and Large 1

**FEEDER HEIFERS:**  
Medium and Large 1

400-500 lbs.	345.00-420.00	350-400 lbs.	340.00-360.00
500-600 lbs.	307.00-384.00	400-500 lbs.	310.00-371.00
600-700 lbs.	286.50-332.50	500-600 lbs.	275.00-335.00
700-800 lbs.	265.00-297.50	600-700 lbs.	256.00-286.00
800-850 lbs.	253.25-269.00	700-800 lbs.	230.00-265.75

<b><u>SLAUGHTER BULLS:</u></b> Yield	<b><u>SLAUGHTER COWS:</u></b> Breaking
Grade 1-2 1290-2150 lbs 142.00-	and Boning, (70-85% lean) 114.00-
-155.00; high dressing ind. 124.00-	126.00; high dressing 124.00-
166.50; low dressing 112.00-	134.00. Lean (85-90%) 107.00-
137.00	114.00

**BRED COWS:** Medium and Large 1-2 5-8 yrs 1300-1510 lbs 2nd/3rd stage 2300.00-2475.00 per head  
**COW & CALF PAIRS:** Medium and Large 1-2 5-8 yrs 1050 lbs with 150-300 lb calves 2600.00 per pair

**NORTHWEST MISSOURI WEEKLY SUMMARY**

(Tina)

Receipts: 2,530 4 Weeks Ago: 2,014 Year Ago: 2,025

Compared to four weeks ago, steers 5.00 to 25.00 higher and heifers 3.00 to 20.00 higher. Slaughter cows and bulls 2.00 to 5.00 higher.

**FEEDER STEERS:**  
Medium and Large 1

**FEEDER HEIFERS:**  
Medium and Large 1

400-500 lbs.	366.00-397.50	350-400 lbs.	347.50-375.00
500-600 lbs.	324.00-364.50	400-500 lbs.	323.00-352.00
600-700 lbs.	296.00-335.50	500-600 lbs.	292.00-333.00
700-800 lbs.	278.00-299.50	600-700 lbs.	277.50-289.00
800-850 lbs.	263.50-269.00	21 hd 711 lbs.	261.00

<b><u>SLAUGHTER BULLS:</u></b> Yield	<b><u>SLAUGHTER COWS:</u></b> Breaking
Grade 1-2 1240-2190 lbs 142.50-	and Boning, (70-85% lean) 113.50-
few 142.50-158.00; high dressing 128.00-	133.50; high dressing 128.00-
couple 164.00-166.00.	142.50; low dressing 107.50-
	110.00. Lean (85-90%) 108.00-
	125.00

**BRED COWS:** Scarce  
**COW/CALF PAIRS:** Scarce

**AFTERNOON NATIONAL SLAUGHTER CATTLE REVIEW**

So far for Friday in the Southern Plains negotiated cash trading was mostly inactive on light demand. Not enough purchases for a full market trend. The last reported market in the Southern Plains was Wednesday with live FOB purchases trading at 201.00. In Nebraska and the Western Cornbelt, negotiated cash trade and demand were light to moderate. Not enough purchases for a full market trend in either of these regions. The last reported market in Nebraska was Thursday, with live FOB purchases from 203.00-205.00 and dressed delivered purchases at 322.00. The most recent market in the Western Cornbelt was Thursday, with live FOB and dressed delivered purchases from 203.00- 206.00 and 320.00-322.00, respectively

<b>Negotiated Cash Sales:</b>				
<b>Confirmed:</b>	8,272	<b>Week Ago:</b>	10,765	<b>Year Ago:</b> 4,253
<b>Week to date:</b>	71,719	<b>Week Ago:</b>	65,105	<b>Year Ago:</b> 12,090

<b>Live Basis</b>	<b>Steers</b>	<b>Heifers</b>
<b>Over 80% Choice</b>	203.50-206.00, avg 204.79	203.00-205.00, avg 203.84
<b>65-80% Choice</b>	200.00-203.50, avg 202.91	-
<b>35-65% Choice</b>	-	201.00
<b>0-35% Choice</b>	-	-
<b>Total All Grades</b>	200.00-206.00, avg 204.58	201.00-205.00, avg 203.31
<b>Dressed Basis</b>		
<b>Over 80% Choice</b>	322.00-330.00, avg 328.16	322.00
<b>65-80% Choice</b>	-	-
<b>35-65% Choice</b>	-	-
<b>0-35% Choice</b>	-	-
<b>Total All Grades</b>	322.00-330.00, avg 328.16	322.00

<b>All Beef Type Steers/Heifers</b>	<b>Head</b>	<b>Avg Wt</b>	<b>Price Range</b>	<b>Wtd Avg</b>
Live FOB	7,219	1442.2	200.00-210.00	204.02
Live Del	560	1552.3	204.50-210.00	207.75
Dressed Del	407	980.5	320.00-330.00	325.31
Dressed FOB	86	976.1	318.00-320.00	319.58

**WEEKLY COMMODITY FUTURES TRENDS**

Compared to last week, Live Cattle 1.68 to 2.02 lower, Lean Hogs 0.35 to 1.43 lower, Feeder Cattle Jan 1.15 higher, others 1.35 to 2.75 lower.

**Daily Futures Closes**

	Mon.	Tues.	Wed.	Thu.	Fri.
<b>Cattle</b>					
Feb	197.40	197.40	198.52	196.60	196.75
Apr	198.20	198.15	199.32	197.67	197.50
Jun	192.52	192.20	193.45	191.97	192.20
Aug	190.15	189.35	190.60	189.40	189.47
Oct	191.55	190.67	192.00	190.97	190.77
<b>Lean Hogs</b>					
Feb	83.17	83.62	82.12	82.30	81.12
Apr	89.30	90.50	91.02	90.55	88.32
May	94.07	95.07	95.57	95.30	93.10
Jun	102.47	103.55	104.15	103.92	101.82
Jul	102.72	103.70	104.15	104.10	102.07
<b>Fdr Cat</b>					
Jan	271.85	274.10	275.22	273.45	273.50
Mar	267.90	268.20	269.80	267.72	268.05
Apr	268.32	268.55	270.12	268.20	268.12
May	267.82	267.92	269.55	267.65	267.25
Aug	271.37	271.65	272.55	270.75	270.35
<b>Milk</b>					
Jan	20.35	20.27	20.28	20.30	20.30
Feb	20.60	19.85	19.92	20.06	20.18
Mar	20.27	19.65	19.67	19.88	19.94

**WEEKLY COMMODITY GRAIN FUTURES TRENDS**

Compared to last week, Soybeans 0.02 to 0.09 higher, except Sep 0.01 lower, Wheat 0.05 to 0.08 higher, Corn 0.06 to 0.14 higher, KC Wheat 0.02 to 0.03 lower, Soybean Meal 0.20 to 1.10 lower, except Aug and Sep 0.30 to 0.70 higher.

**Daily Grain Futures Closes**

	Mon.	Tues.	Wed.	Thu.	Fri.
<b>Soybeans</b>					
Jan	1041 1/2	1043	_____	_____	_____
Mar	1053	1047 1/2	1042 3/4	1019	1034
May	1066 1/2	1061 1/4	1055 1/4	1031 1/2	1044 3/4
Jul	1078	1072 1/2	1066	1042 3/4	1055 1/4
Aug	1072 3/4	1067 1/2	1060 1/2	1038 1/4	1048 1/4
<b>Wheat</b>					
Mar	545	546 1/4	547	537 1/2	538 3/4
May	556 3/4	558 1/4	558 3/4	549 1/2	550 3/4
Jul	567 1/2	568 1/2	568 1/2	559 1/2	560 1/2
Sep	581	582 1/4	582	573 1/4	574 1/4
Dec	601 1/2	602 1/4	601 3/4	592 3/4	594
<b>Corn</b>					
Mar	476 1/2	474 1/2	478 3/4	474 1/2	484 1/4
May	486 3/4	484 3/4	488	483	493
Jul	490	489	492	486	494 1/4
Sep	456 3/4	457 3/4	459 1/4	455	458 3/4
Dec	457 1/4	456 3/4	457	452 3/4	456
<b>KC Wheat</b>					
Mar	561	560 3/4	557 1/2	548 1/4	548 1/2
May	570 1/2	570 1/4	567 1/2	558 1/2	558 1/2
Jul	579 1/2	579 1/2	576 1/2	567 1/2	567 1/4
Sep	591 3/4	591 3/4	588 3/4	580	579 3/4
Dec	608 3/4	608 3/4	606	597	597
<b>SB Meal</b>					
Jan	300.20	298.40	_____	_____	_____
Mar	307.80	305.80	302.00	294.40	297.20
May	314.80	312.90	309.10	302.20	305.00
Jul	321.00	319.10	315.20	309.00	311.60
Aug	321.40	319.70	315.90	310.50	313.00

**MISSOURI GRAIN WEEKLY TRENDS**

Compared to last week, Soybeans 0.03 to 0.19 higher, Wheat 0.08 higher, Corn 0.09 to 0.13 higher, Sorghum 0.14 higher.

Area	#1 Soybeans	#2 Soft Wheat	#2 Corn	#2 Grain Sorghum
<b>Kansas City</b>				
Friday**	9.75-10.25	5.01	4.31-4.73	4.56
Monday	10.03-10.53	5.15	4.37-4.70	4.62
Tuesday	9.98-10.48	5.16	4.35-4.65	4.60
Wednesday	9.93-10.43	5.17	4.39-4.69	4.64
Thursday	9.69-10.19	5.08	4.35-4.65	4.60
Friday	9.84-10.34	5.09	4.44-4.74	4.69
<b>St. Louis</b>				
Friday**	10.45-10.48	5.41-5.51	4.79-4.82	_____
Monday	10.71-10.75	5.55-5.65	4.83-4.88	_____
Tuesday	10.66-10.68	5.56-5.66	4.81-4.82	_____
Wednesday	10.57-10.62	5.57-5.69	4.83-4.89	_____
Thursday	10.33-10.37	5.48-5.60	4.79-4.84	_____
Friday	10.48-10.52	5.49-5.61	4.90-4.95	_____
<b>Central</b>				
Friday**	9.80-9.90	5.01	3.36-4.41	_____
Monday	10.03-10.13	5.15	4.42-4.47	_____
Tuesday	9.98-10.08	5.16	4.40-4.45	_____
Wednesday	9.93-10.03	5.17	4.44-4.49	_____
Thursday	9.69-9.79	5.08	4.40-4.45	_____
Friday	9.84-9.94	5.09	4.49-4.54	_____
<b>S.E. MO</b>				
Friday**	10.46-10.57	_____	4.77-4.91	_____
Monday	10.68-10.80	_____	4.78-4.95	_____
Tuesday	10.70-10.80	_____	4.81-4.93	_____
Wednesday	10.65-10.71	_____	4.86-4.97	_____
Thursday	10.40-10.46	_____	4.83-4.96	_____
Friday	10.55-10.61	_____	4.93-5.05	_____

(PRICES PER BUSHEL) \*NEW CROP \*\*PREVIOUS WEEK'S PRICES  
\*Bids calculated using Kansas City, St. Louis, and St. Joseph bids

**MONTHLY GRAIN CROP**

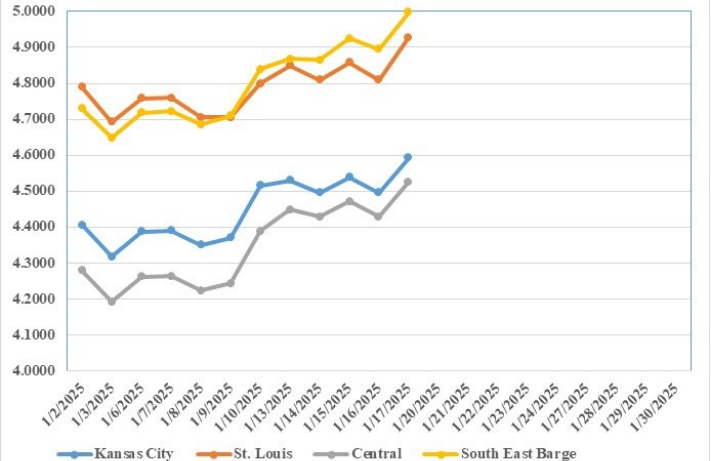
January 2025 Soybean Bids



January 2025 Wheat Bids



January 2025 Corn Bids



\*Axis value ranges may be updated to reflect data points.  
Only dates in which markets are trading and only current cash bids are represented.

**WHOLESALE FEEDSTUFFS PRICES 1/17/25**  
(DOLLARS PER TON-BULK BASIS)

Area	Cottonseed Meal 41%	Soybean Meal 46.5-48%	Corn Gluten Pellets 21%	Wheat Middlings
Kansas City	325.00	280.40	203.00	201.67
St. Louis	n/a	n/a	196.50	192.50

## TURKEY HATCHERY

Eggs in Incubators on January 1 Down 1 Percent from Last Year  
Turkey eggs in incubators on January 1, 2025 in the United States totaled 24.7 million, down 1 percent from January 1, 2024. Eggs in incubators were up 1 percent from the December 1, 2024 total of 24.5 million eggs.

Poults Hatched During December Down 4 Percent from Last Year  
Turkey poults hatched during December 2024 in the United States totaled 20.7 million, down 4 percent from December 2023. Poults hatched were down 1 percent from the November 2024 total of 21.0 million poults.

Net Poults Placed During December Down 4 Percent from Last Year  
The 19.1 million net poults placed during December 2024 in the United States were down 4 percent from the number placed during the same month a year earlier. Net poult placements were down 1 percent from the November 2024 total of 19.2 million.

## BROILER HATCHERY

Broiler-Type Eggs Set in the United States Up 4 Percent  
Hatcheries in the United States weekly program set 249 million eggs in incubators during the week ending January 11, 2025, up 4 percent from a year ago. Average hatchability for chicks hatched during the week in the United States was 79.3 percent. Average hatchability is calculated by dividing chicks hatched during the week by eggs set threeweeks earlier.

Broiler-Type Chicks Placed in the United States Up 2 Percent  
Broiler growers in the United States weekly program placed 192 million chicks for meat production during the week ending January 11, 2025, up 2 percent from a year ago. Cumulative placements from the week ending January 4, 2025 through January 11, 2025 for the United States were 384 million. Cumulative placements were up 3 percent from the same period a year earlier.

## MISSOURI WEEKLY HAY SUMMARY 1/16/2025

Much of this week was spent digging out following the second round of winter weather over the weekend. A lot of clean up of trees and limbs occurring in the southeast part of the state. Backroads in many areas are still difficult if not impossible to traverse. The colder weather as one would expect is requiring a little extra feeding to take place. Hay prices are unevenly steady to weak. The supply of hay is moderate to heavy, and demand is light to moderate. The Missouri Department of Agriculture has a hay directory at <https://apps.mda.mo.gov/haydirectory> or visit the University of Missouri Extension feed stuff finder at <https://feedstufffinder.org>

Alfalfa - Supreme 250.00-300.00, small square 8.00-12.00 per bale  
Alfalfa - Premium 200.00-250.00  
Alfalfa - Good 150.00-200.00, small square 6.00-10.00 per bale  
Alfalfa - Fair 125.00-150.00  
Corn Stalks - 15.00-25.00 per large round bale  
Mixed grass - Good/Premium 125.00-200.00  
Mixed grass-Fair/Good 80.00-125.00, small square 3.50-8.00 per bale  
Mixed grass - Fair 30.00-50.00 per large round bale  
Wheat straw - 4.00-7.00 per small square bale

Please Note: The above volumes (tonnage, acres, and bales) listed are for confirmed trades only, it does not include estimated volume (tonnage) for bids or offers to the trade. List your hay for sale at: [Hay Listing Online Form](#). Explanation of Hay Quality Guidelines: [Hay Quality Designation Guidelines](#). Glossary of Terms: [Livestock, Poultry, & Grain Hay Terms](#)

## MISSOURI WEEKLY SHEEP/GOAT AUCTION SUMMARY

Receipts: 1,664 Week Ago: 2,383 Last Year: 1,130

**SHEEP:** Feeder Lambs: Medium and Large 1 35-45 lbs. 275.00-315.00. Small and Medium 1-2 hair pkg 29 lbs 355.00; 30-40 lbs 312.50-325.00; 40-50 lbs 280.00-322.50. Slaughter lambs Choice and Prime 1-2 wooled pkg 82 lbs 275.00. Choice and Prime 1-2 hair 40-85 lbs 275.00-325.00; 80-90 lbs 255.00-270.00. Choice and Prime 1-3 hair 45-70 lbs 320.00-365.00; 70-80 lbs 282.50-310.00; 80-90 lbs 262.50-265.00; 90-110 lbs 192.50-210.00. Choice 1-3 hair 50-70 lbs 270.00-322.50; 70-80 lbs 250.00-275.00; 80-90 lbs 202.50-232.50. Good 1-2 66 lbs 205.00-262.50; pkg 95 lbs 197.00. Slaughter ewes Good 2-3 pkg 216 lbs 190.00. Utility and Good 2 80-190 lbs 110.00-120.00. Good 2-3 hair 60-150 lbs 120.00-130.00. Utility and Good 1-3 hair pkg 93 lbs 105.00; 100-156 lbs 102.50-115.00. Slaughter bucks 1-2 100-215 lbs 110.00-150.00. Bucks 1-2 hair 120-185 lbs 135.00-165.00. Replacement ewes Medium and Large 1-2 1-2 yrs 109 lbs exp 140.00; 2-4 yrs 100-140 lbs exp 130.00-175.00. Small and Medium 1-2 hair 1-2 yrs 105 lbs exp 200.00; 2-4 yrs 77 lbs exp 150.00; 92 lbs exp 177.50; 105-150 lbs exp 142.50-195.00; 4-6 yrs 97 lbs exp 135.00-155.00. Families Medium 2 2-4 yrs 70 lbs with 20-40 lb lambs 150.00/fam. Small and Medium 1-2 2-4 rs 80-90 lbs exp with <20 lb lambs 300.00-405.00/fam.

**GOATS:** Feeder Kids: Selection 1 30-45 lbs 315.00-350.00. Selection 1-2 30-45 lbs 280.00-290.00. Selection 2 35-40 lbs 245.00-315.00; 40-50 lbs 200.00-305.00. Selection 3 pkg 32 lbs pygmies 205.00. Wether kids Selection 2 pkg 41 lbs pygmies 260.00. Selection 3 pkg 26 lbs 155.00; pkg 34 lbs pygmies 140.00; pkg 40 lbs pygmies 135.00. Slaughter kids Selection 1 40-60 lbs 320.00-355.00; 60-70 lbs 345.00-365.00; 70-80 lbs 315.00-360.00. Selection 1-2 45 lbs 305.00-307.00; 50-70 lbs 275.00-310.00. Selection 2 50-60 lbs 275.00-305.00; 60-95 lbs 250.00-287.00. Selection 3 pkg 52 lbs pygmies 175.00. Slaughter nannies/does Selection 1-2 50-60 lbs pygmies 135.00-197.50; 70-80 lbs 125.00-180.00; pkg 80 lbs 150.00; 100-150 lbs 115.00-180.00. Slaughter bucks/billies Selection 1-2 110-140 lbs 150.00-250.00. Wethers Selection 1-2 pkg 94 lbs 265.00; pkg 104 lbs 257.50. Wether kids Selection 1 60-70 lbs 347.50-367.50. Selection 2 26 hd 67 lbs 232.50. Replacement nannies/does Selection 1 2-4 yrs 105 lbs exp 175.00. Selection 1-2 1-2 yrs 70-80 lbs exp 202.50-240.00; 2-4 yrs 70-80 lbs exp 220.00-225.00; 2-4 yrs 100-135 lbs exp 132.00-195.00. Families 4-6 yrs 80 lbs exp with <20 lb kids 170.00/fam.

Explanatory Notes: Stage - Represents estimated lambing/kidding period (Open, Exp=exposed, Bred, Fall = Sep-Nov, Win = Dec-Feb, Spr = Mar-May, Sum=Jun-Aug; w/s = wooled and shorn; /hd= per head; /fam=per family  
All price CWT unless otherwise noted.

## MISSOURI DROUGHT MONITOR

Date	None	D0	D1	D2	D3	D4
01/14/25	69.71	18.54	11.75	0	0	0
01/07/25	69.71	18.54	11.75	0	0	0
01/16/24	16.81	23.44	42.99	16.34	0.42	0

Reflects percentage of Missouri impacted by drought. D0 Abnormally Dry; D1 Moderate Drought; D2 Severe Drought; D3 Extreme Drought; D4 Exceptional Drought

## NATIONAL DIRECT DELIVERED FEEDER PIG REPORT

1/17/25 Receipts: 122,636 Week ago: 114,481 Year Ago: 134,461  
Early weaned 2.00 higher and feeder pigs 6.00 higher.  
Cash 73,495 head 54.00-99.00, weighted average 84.33  
Formula 32,661 head 49.60-90.37, weighted average 67.42  
Feeder pigs 40 pounds basis:  
Cash 16,480 head 96.00-114.00, weighted average 105.05

## NATIONAL DAILY DIRECT PRIOR DAY HOG REPORTS FOR 1/17/25

**BARROWS AND GILTS** (Carcass Basis): 740 head  
Base Carcass Price 71.00-81.00, weighted average 79.22

**SOWS (Live Basis):** 6,428 head  
300-500 lbs. 20.00-69.00  
Over 500 lbs. 37.00-69.00

## MISSOURI WEEKLY DIRECT SLAUGHTER CATTLE REPORT 1/17/25

Weekly Receipts: 240 Week ago: 120 Year ago: 320  
Trading as of Friday morning, light trade this week with most producers passing bids. Flat dressed sales 2.00 higher and grid dressed sales inactive.

**LIVE STEERS & HEIFERS:** No sales reported  
**DRESSED STEERS & HEIFERS:** 6 loads flat 322.00 Thu

**GRADE AND EIGHT (Grid):** No Sales

Click here for the current [National Crop Progress](#)  
Click here for the current [Missouri Crop Progress](#)  
The current hay directory can be found at: [Hay Directory](#).