

Weekly Market Summary

Published by:
Missouri Department of Agriculture
Ag Business Development Division
Market News Program



Chris Chinn, Director
 Jill Wood, Division Director
 Tony Hancock, Editor
[agmarketnews.mo.gov](http://www.ams.usda.gov/marketnews.htm)
<http://www.ams.usda.gov/marketnews.htm>

Michael Kehoe, Governor

Volume XLV, Number 4 ♦ P.O. Box 630, Jefferson City, MO 65102 ♦ (573) 751-4211 ♦ Mon, Jan 27, 2025

MISSOURI WEEKLY FEEDER CATTLE WEIGHTED AVERAGE REPORT

Feeder Cattle Receipts: 35,483 Week ago: 42,988 Year ago: 34,706
 Steers and Heifers Medium and Large 1—Weighted average weights and prices

STEERS: Medium and Large 1

289 lbs. 427.62	474 lbs. 378.64	671 lbs. 300.22	859 lbs. 260.87
327 lbs. 435.63	525 lbs. 359.69	720 lbs. 285.96	915 lbs. 252.19
378 lbs. 413.16	574 lbs. 333.50	772 lbs. 274.12	970 lbs. 240.30
425 lbs. 399.16	625 lbs. 315.70	821 lbs. 262.80	1015 lbs. 241.00

HEIFERS: Medium and Large 1

331 lbs. 369.99	524 lbs. 312.53	719 lbs. 260.52	964 lbs. 217.38
370 lbs. 362.78	573 lbs. 296.04	768 lbs. 246.44	
425 lbs. 347.95	621 lbs. 282.49	816 lbs. 242.26	
475 lbs. 330.20	675 lbs. 271.25	868 lbs. 233.94	

MISSOURI STEER (HEIFER) STOCKER FORMULA 1/27/2025

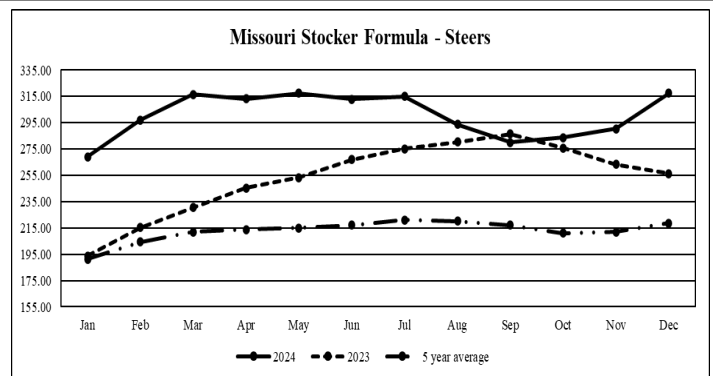
Monday's Missouri Stocker formula consists of 7552 (7385) head with a weighted average weight of 559.84 (542.02) lbs. and a price value of 332.79 (299.06), 1.35 higher (0.64 lower) than a week ago.

This a rolling seven day calculated weighted value which combines all Feeder Steers reported by MDA/USDA Market News Service weighing from 400-649 lbs. in the Medium and Large 1 and Medium and Large 1-2 frame and muscle classifications, including all comment cattle except Brahman X. Heifer values are in parentheses.

MISSOURI WEEKLY CATTLE AUCTION SUMMARY

Total Receipts: 38,810 Week Ago: 46,979 Year Ago: 40,065

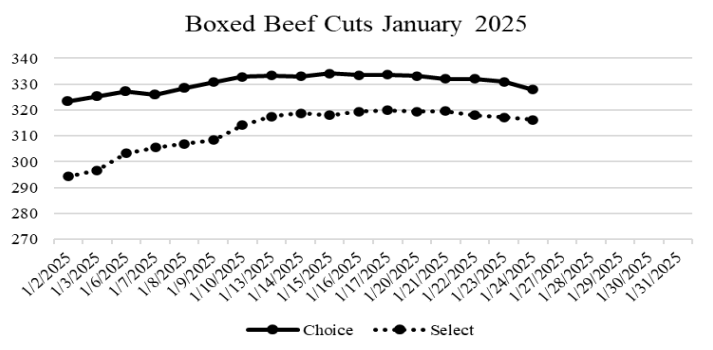
Compared to last week, feeder steers and heifers sold unevenly steady to 2.00 higher. There was some spots especially early week with instances of lower markets some of which could be contributed to a few more lower quality cattle in the offering compared to previous weeks. Several of the extreme tops also disappeared for the time being but all in all most averages for the week fell near steady or a bit stronger. The coldest temperatures of the year so far arrived last weekend causing extra problems with feeding equipment as many trucks and tractors just didn't have much desire to start and run. Combined with frozen waters and a broken pipe here and there most producers are ready for green grass even though there is still a lot of winter and feeding left. Although still well behind the cash market cattle futures posted strong gains for the week. The nearby live cattle contract passed the 200.00 mark for the first time in history and set new record highs multiple days last week. The biggest news of the week, however, came on Friday when the monthly cattle on feed report was released. On feed numbers were reported at 99.7 percent of last year right in line with pre report estimates. Marketings were reported at 99.1 percent, which was below expectations, the big number however was placements which were reported at 96.7 a full 2.1 percent under the bottom range of the estimates resulting in a very bullish report. Another point of note was the steer/heifer ratio on feed which reported as 61:39 which tends to lead to little or no indication of any herd rebuilding occurring. A long-awaited cattle inventory report will be released this Friday which many are eagerly awaiting as it has been a year since there has been any official industry wide numbers available as the July report was not published. A few stick out sales this week included, 41 head of 472 lb. steers at South Central Regional Stockyards which sold for 391.00. Callaway Livestock Center sold 40 head of 522 lb. steers at 380.00 and 82 head of 701 lb. steers at 298.25. Windsor Livestock Auction sold 46 head of 683 lb. steers for 312.25. Tina Livestock Auction sold a load of 761 lb. steers for 283.25. Eastern Missouri Commission Company had a load of 852 lb. steers which sold for 271.50. Kingsville Livestock Auction sold 34 head of 536 lb. heifers for 332.50. Windsor Livestock Auction sold 40 head of 658 lb. heifers for 296.25. Tina Livestock Auction sold a load of 701 lb. steers at 274.50. Boxed beef cutouts were lower for the week. Choice closed on Friday at 327.92, down 5.77 and Select closed at 316.29 down 3.54 compared to last Friday. Negotiated feedlot sales as of the Friday afternoon report totaled near 62K head as of the 2:00 report cutoff time. The gap in prices between the south and north has once again gotten quite wide. Live sales in the south were mostly at 201.00 while most north sales were reported at 210.00-212.00 and dressed sales 328.00-330.00 with some up to 339.00. With most of the sales occurring in the north weighted average prices will once again print new record highs for the week. The Missouri Stocker formula consists of 7552 head with a weighted average weight of 559.84 lbs. and a price value of 332.79, 1.35 higher than last week. The steer/heifer spread is 33.73 per cwt.



*Graph is updated the first Monday of each month. Axis value ranges may be updated to reflect data points.

NATIONAL BOXED BEEF CUTOFF/BOXED BEEF CUTS

DATE	CHOICE	SELECT	TOTAL LOADS
1/20	333.16	319.44	100
1/21	332.05	319.55	152
1/22	332.02	317.99	139
1/23	330.96	317.21	163
1/24	327.92	316.29	129
5 Day Simple Average	331.32	318.10	



*Axis value ranges may be updated to reflect data points.

WEEKLY LIVESTOCK SLAUGHTER 1/25/25

	CATTLE	HOGS	SHEEP
Week to Date:	599,000	2,477,000	37,000
Last Week:	603,000	2,627,000	37,000
Last Year:	614,786	2,688,319	32,882

SOUTHWEST MISSOURI WEEKLY SUMMARY

(Joplin and Springfield)

Receipts: 14,268 Week ago: 12,495 Year Ago: 8,885
Compared to last week, steers uneven from 12.00 lower to 3.00 higher, heifers uneven from 2.00 lower to 8.00 higher. Slaughter cows and bulls steady to 5.00 higher.

FEEDER STEERS:
Medium and Large 1

FEEDER HEIFERS:
Medium and Large 1

300-400 lbs.	395.00-470.00	300-400 lbs.	330.00-400.00
400-500 lbs.	357.50-435.00	400-500 lbs.	310.00-375.00
500-600 lbs.	320.00-385.00	500-600 lbs.	279.00-342.00
600-700 lbs.	283.00-332.00	600-700 lbs.	256.00-288.00
700-800 lbs.	264.00-284.00	700-800 lbs.	238.50-264.00
800-900 lbs.	254.00-274.00	800-900 lbs.	233.00-247.00
900-1000 lbs.	244.00-258.50		
10 hd 1015 lbs.	241.00		

FEEDER HOLSTEIN STEERS
Large 3

450-500 lbs.	220.00-241.00
500-600 lbs.	235.00-250.00
Pkg 600 lbs.	225.00
700-800 lbs.	180.00-207.50
850-900 lbs.	194.00-197.50
Pkg 1084 lbs.	206.00

SLAUGHTER COWS: Breaking and Boning (70-85% lean) 120.00-131.00; high dressing 129.00-140.00; low dressing 115.00-120.00. Lean (85-90%) 103.00-124.00.

SLAUGHTER BULLS: Yield Grade 1-2 1235-2380 lbs. 149.00-169.00; high dressing 163.00-188.00; low dressing 135.00-152.00

BRED COWS: Medium and Large 1 2-8 yrs 1155-1510 lbs 2nd/3rd stage 1800.00-2300.00; >8 yrs 1155-1510 lbs 2nd/3rd stage 2200.00-2300.00. Medium and Large 1-2 2-8 yrs 960-1305 lbs 2nd/3rd stage 1800.00-2300.00, 1st stage 1700.00-2175.00; >8 yrs 1085-1440 lbs 2nd/3rd stage 1700.00-2100.00 per head

BRED HEIFERS: Medium and Large 1 <2 yrs 840 lbs 2nd/3rd stage 2400.00. Medium and Large 1-2 2-4 yrs 740-1250 lbs 2nd/3rd stage 1750.00-2200.00 per head

COW & CALF PAIRS: Medium and Large 1-2 2-8 yrs 1358-1360 lbs with baby to 300 lb calves 2875.00-3000.00; >8 yrs 1095 lbs with baby to 150 lb calves 2950.00 per pair

SOUTH CENTRAL MISSOURI WEEKLY SUMMARY

(West Plains, Phillipsburg)

Receipts: 5,570 Week ago: 5,796 Year Ago: 3,396
Compared to last wee, feeders sold steady to 6.00 higher early week, very uneven late week. Slaughter cows sold steady to 5.00 higher.

FEEDER STEERS:
Medium and Large 1

FEEDER HEIFERS:
Medium and Large 1

300-400 lbs.	385.00-418.00	300-400 lbs.	342.50-390.00
400-500 lbs.	347.50-401.00	400-500 lbs.	316.00-360.00
500-600 lbs.	305.00-373.00	500-600 lbs.	287.00-324.00
600-700 lbs.	289.00-331.00	600-700 lbs.	262.50-290.00
700-800 lbs.	260.00-277.00	700-800 lbs.	241.50-261.00
800-900 lbs.	250.00-279.00	800-850 lbs.	236.00-245.00

FEEDER HOLSTEIN STEERS:
Large 3

Scarce

Scarce

SLAUGHTER COWS: Breaking and Boning (70-85% lean) 117.50-129.00, high dressing 129.00-145.00; low dressing 91.00-117.00. Lean (85-90%) 100.00-121.00

SLAUGHTER BULLS: Yield Grade 1-2 1235-2635 lbs. 148.00-163.00; high dressing 167.00-182.00; low dressing 125.00-147.00.

BRED COWS: Medium and Large 1-2 2-8 yrs 1095-1660 lbs 2nd and 3rd stage 1925.00-2600.00, ind 2750.00 per head

COW & CALF PAIRS: Medium and Large 1-2 2-8 yrs 1000-1385 lbs calves over 300 lbs and bred back 2750.00-3525.00 per pair

WEST CENTRAL MISSOURI WEEKLY SUMMARY

(Kingsville, Windsor, Butler)

Receipts: 5,877 Week ago: 8,368 Year ago: 7,951
Compared to last week feeders uneven from 10.00 lower to 10.00 higher. Slaughter cows steady to 5.00 higher.

FEEDER STEERS:
Medium and Large 1

FEEDER HEIFERS:
Medium and Large 1

300-400 lbs.	382.50-442.50	400-500 lbs.	308.00-367.00
400-500 lbs.	352.00-430.00	500-600 lbs.	276.50-340.00
500-600 lbs.	320.00-397.00	600-700 lbs.	250.00-294.75
600-700 lbs.	289.00-333.00	700-800 lbs.	246.00-271.00
700-800 lbs.	269.00-297.75	800-900 lbs.	235.00-244.75
800-900 lbs.	255.75-265.25	950-1000 lbs.	210.00-224.00

SLAUGHTER BULLS: Yield Grade 1-2 1560-2100 lbs. 152.00-169.00; high dressing 173.00-178.00; low dressing 138.50-149.00.

SLAUGHTER COWS: Breaking and Boning (70-85% lean) 119.00-138.00, high dressing 130.00-148.00. Lean (85-90%) 104.00-116.00.

BRED COWS: Medium and Large 1-2 5-8 yrs 1325 lbs 2nd/3rd stage 2250.00 per head

COW & CALF PAIRS: Scarce

NORTHEAST MISSOURI WEEKLY SUMMARY

(Bowling Green, Kingdom City, Palmyra)

Receipts: 5,957 Week ago: 6,245 Year ago: 5,389
Compared to last week, steers 400-650 lbs mostly 5.00 to 10.00 lower, except 500-550 lbs steady to firm, 650-950 lbs steady to 5.00 lower. Heifers 450-600 lbs mostly 5.00 to 10.00 lower, over 600 lbs steady to firm. Slaughter cows 5.00 to 10.00 higher.

FEEDER STEERS:
Medium and Large 1

FEEDER HEIFERS:
Medium and Large 1

400-500 lbs.	344.00-402.50	400-500 lbs.	309.00-355.00
500-600 lbs.	323.00-380.00	500-600 lbs.	288.00-329.00
600-700 lbs.	291.50-332.00	600-700 lbs.	271.75-300.00
700-800 lbs.	270.50-298.25	700-800 lbs.	255.75-269.00
800-900 lbs.	262.50-274.00	800-900 lbs.	227.50-255.00
900-950 lbs.	254.85-255.35		

SLAUGHTER BULLS: Yield Grade 1-2 1310-2265 lbs. 160.00-165.00; high dressing 166.00-181.00

SLAUGHTER COWS: Breaking and Boning, (70-85% lean) 120.00-130.50; high dressing 130.00-148.00; low dressing 112.00-118.00. Lean (85-90%) 107.00-125.00

SLAUGHTER STEERS: Choice 2 -3 200.00-211.00. Select and Choice 1-3 199.00-200.00.

SLAUGHTER HEIFERS: Choice 2-3 201.00-209.00. Select and Choice 1-3 196.00-197.00.

BRED COWS: Scarce

COW CALF PAIRS: Scarce

NORTH CENTRAL MISSOURI WEEKLY SUMMARY

(Macon, Unionville, Green City, New Cambria)

Receipts: 1,333 Week ago: 6,037 Year ago: 7,295
Compared to last week, steers and heifers mostly 5.00 to 10.00 higher, except some 600-700 lbs steers steady. Slaughter cows 1.00 to 5.00 higher.

*Some sale barns on a bi-weekly schedule and may not have a sale each week.

FEEDER STEERS:
Medium and Large 1

FEEDER HEIFERS:
Medium and Large 1

12 hd 365 lbs.	410.50	450-500 lbs.	319.00-350.00
500-600 lbs.	344.50-375.50	500-600 lbs.	308.00-336.00
600-700 lbs.	314.50-328.50	600-700 lbs.	278.00-294.50
700-750 lbs.	295.00-300.00	700-750 lbs.	273.00-274.50
Pkg 862 lbs.	270.00		

SLAUGHTER BULLS: Yield Grade 1-2 1700-2500 lbs. 165.00-174.00; low dressing 155.00-158.00.

SLAUGHTER COWS: Breaking and Boning (70-85% lean) 120.00-130.00; high dressing 132.00-142.00. Lean (85-90%) 111.00-117.00

BRED COWS: Medium and Large 1 2-4 yrs 1189-1275 lbs 3rd stage 3400.00-3625.00; 2-8 yrs 1283-1545 lbs 2nd/3rd stage 3000.00-3400.00 per head

COW/CALF PAIRS: Medium and Large 1 2-8 yrs 1250-1425 lbs some rebred 1st stage with 150 to >300 lb calves 3250.00-3925.00 per pair

SOUTHEAST MISSOURI WEEKLY SUMMARY

(Jackson and Farmington)

Receipts: 1,026 Week ago: 1,549 Year ago: 3,985
 Compared to last week, feeders uneven from 10.00 lower to 10.00 higher. Slaughter cows 3.00 lower to 2.00 higher. Slaughter bulls 3.00 lower to 6.00 higher.

FEEDER STEERS:
 Medium and Large 1

300-400 lbs.	342.00-445.00
400-500 lbs.	325.00-400.00
500-600 lbs.	285.00-345.00
600-700 lbs.	275.00-307.00
700-800 lbs.	250.00-285.00
800-850 lbs.	236.00-268.00

FEEDER HEIFERS:
 Medium and Large 1

350-400 lbs.	325.00-345.00
400-500 lbs.	287.00-332.00
500-600 lbs.	250.00-319.00
600-700 lbs.	231.00-270.00
700-800 lbs.	220.00-250.00
Pkg 825 lbs.	235.00

SLAUGHTER BULLS: Yield Grade 1-2 1310-2055 lbs 139.00-156.00, high dressing 142.00-175.00

SLAUGHTER COWS: Breaking and Boning (75-85% lean) 104.00-122.00; high dressing 113.00-141.00. Lean (85-90% lean) 78.00-104.00

BRED COWS: Medium and Large 2 2-8 yrs 1100-1230 lbs 2nd stage 1750.00-2000.00, 3rd stage 1825.00-2325.00; >8 yrs 1260-1295 lbs 3rd stage 1625.00-1675.00 per head

COW & CALF PAIRS: Medium and Large 2 2-8 yrs 1050-1095 lbs with baby to 150 lb calves 2125.00-2275.00 per pair

EAST CENTRAL MISSOURI WEEKLY SUMMARY

(Cuba, Vienna)

Receipts: 2,143 Week Ago: 3,201 Year ago: 2,806
 Compared to last week, steers under 600 lbs steady to 5.00 higher, over steady to 3.00 lower. Heifers steady to 10.00 higher. Slaughter cows 2.00 to 6.00 higher.

FEEDER STEERS:
 Medium and Large 1

400-500 lbs.	362.50-414.00
500-600 lbs.	317.50-391.00
600-700 lbs.	280.00-329.00
700-800 lbs.	265.00-289.50
800-900 lbs.	245.00-259.25

FEEDER HEIFERS:
 Medium and Large 1

300-400 lbs.	336.00-348.00
400-500 lbs.	300.00-366.00
500-600 lbs.	277.50-308.00
600-700 lbs.	260.00-286.00
700-750 lbs.	245.00-270.00

SLAUGHTER BULLS: Yield Grade 1-2 1340-2365 lbs 153.00-163.00; high dressing ind. 179.50; low dressing 117.00-142.00

SLAUGHTER COWS: Breaking and Boning, (70-85% lean) 115.50-132.50; high dressing 129.50-134.50. Lean (85-90%) 100.00-125.50

BRED HEIFERS: Medium and Large 1 2-4 yrs 1237-1315 lbs 3rd stage 2500.00-3100.00 per head

COW & CALF PAIRS: Scarce

NORTHWEST MISSOURI WEEKLY SUMMARY

(Tina)

Receipts: 2,080 Week Ago: 2,530 Year Ago: 0
 Compared to last week, steers 350-475 lbs. and over 650 lbs mostly steady, 500-600 lbs 5.00 to 10.00 higher. Heifers 400-500 lbs steady, 600-750 lbs 5.00 to 10.00 higher. Slaughter cows and bulls 1.00 to 3.00 higher.

FEEDER STEERS:
 Medium and Large 1

400-500 lbs.	365.00-386.00
500-600 lbs.	322.25-372.50
600-700 lbs.	296.00-326.00
700-800 lbs.	283.25-297.50
800-850 lbs.	270.50-271.50
63 hd 900 lbs.	258.75

FEEDER HEIFERS:
 Medium and Large 1

400-500 lbs.	319.00-349.00
500-600 lbs.	293.25-319.50
600-700 lbs.	278.50-297.50
700-750 lbs.	271.75-274.50

SLAUGHTER BULLS: Yield Grade 1-2 2230 lbs 156.50; high dressing couple 167.00-167.50.

SLAUGHTER COWS: Breaking and Boning, (70-85% lean) 119.00-136.00; high dressing 135.00-140.00; low dressing 112.00-113.50. Lean (85-90%) 118.50-133.00

BRED COWS: Scarce

COW/CALF PAIRS: Scarce

AFTERNOON NATIONAL SLAUGHTER CATTLE REVIEW

So far for Friday negotiated cash trading in the Southern Plains has been mostly inactive on light demand. Not enough purchases for a market trend. In the Texas Panhandle, last week live FOB purchases traded at 201.00. The last established market in Kansas was Tuesday with live FOB purchases trading at 201.00. In Nebraska and Western Cornbelt negotiated cash trading has been active with very good demand. In Nebraska, compared to last week, live FOB purchases traded 7.00 higher from 210.00-212.00 and dressed delivered purchases traded 6.00-8.00 higher from 328.00- 330.00, with a few up to 339.00. In the Western Cornbelt, compared to last week, live FOB purchases traded 6.00-7.00 higher from 210.00-212.00 and dressed delivered purchases traded 8.00-10.00 higher, mostly at 330.00, with a few up to 338.00.

Negotiated Cash Sales:				
Confirmed:	43,728	Week Ago:	8,272	Year Ago: 4,253
Week to date:	61,612	Week Ago:	71,719	Year Ago: 81,156

Live Basis	Steers	Heifers
Over 80% Choice	206.00-212.00 avg 210.68	203.00-212.00 avg 210.82
65-80% Choice	208.00-212.00 avg 209.34	-
35-65% Choice	-	-
0-35% Choice	-	-
Total All Grades	206.00-212.00 avg 210.68	203.00-212.00 avg 210.82
Dressed Basis		
Over 80% Choice	328.00-339.00 avg 330.75	328.00-338.00 avg 329.72
65-80% Choice	330.00-330.00 avg 330.00	-
35-65% Choice	330.00-330.00 avg 330.00	-
0-35% Choice	-	-
Total All Grades	328.00-339.00 avg 330.69	328.00-338.00 avg 329.72

All Beef Type Steers/Heifers	Head	Avg Wt	Price Range	Wtd Avg
Live FOB	31,985	1452.3	202.00-212.00	210.57
Live Del	1,771	958.1	206.00-213.00	211.22
Dressed Del	9,241	975.8	328.00-339.00	330.54
Dressed FOB	515	1350.0	328.00-332.00	331.46

WEEKLY COMMODITY FUTURES TRENDS

Compared to last week, Live Cattle 3.18 to 8.02 higher, Lean Hogs mixed from 0.12 lower to 1.18 higher, Feeder Cattle 1.57 to 8.52 higher.

Daily Futures Closes

	Mon.	Tues.	Wed.	Thu.	Fri.
Cattle					
Feb	Holiday	197.05	200.05	201.10	204.77
Apr		197.32	199.77	200.72	203.02
Jun		192.65	194.90	195.70	197.37
Aug		190.00	192.30	192.90	193.87
Oct		190.77	193.22	193.60	193.95
Lean Hogs					
Feb	Holiday	81.20	81.47	82.12	82.30
Apr		86.70	87.27	87.20	88.20
May		91.42	92.00	92.00	92.87
Jun		100.10	100.67	100.67	101.47
Jul		101.00	101.45	101.50	102.12
Fdr Cat					
Jan	Holiday	274.40	277.05	277.07	278.70
Mar		267.25	273.07	274.07	276.57
Apr		266.47	271.30	272.45	275.45
May		265.05	269.47	270.47	273.40
Aug		268.17	271.65	272.55	274.92
Milk					
Jan	Holiday	20.27	20.28	20.28	20.31
Feb		19.43	18.97	19.15	19.30
Mar		19.30	19.01	19.02	19.02

WEEKLY COMMODITY GRAIN FUTURES TRENDS

Compared to last week, Soybeans 0.22 to 0.25 higher, Wheat 0.06 to 0.10 higher, Corn 0.03 to 0.06 higher, KC Wheat 0.10 to 0.12 higher, Soybean Meal 7.70 to 8.60 higher.

Daily Grain Futures Closes

	Mon.	Tues.	Wed.	Thu.	Fri.
Soybeans					
Mar	Holiday	1067 1/4	1056	1065 1/2	1055 3/4
May		1077 3/4	1068 1/4	1077 3/4	1068 1/4
Jul		1087 1/4	1078 3/4	1088 1/2	1079 1/2
Aug		1077 1/2	1071 1/4	1080	1072 1/2
Sep		1051 1/2	1047 1/4	1054 3/4	1050 1/4
Wheat					
Mar	Holiday	558 3/4	554	554	544
May		571 1/2	567 1/4	567 3/4	558 3/4
Jul		581 3/4	578 1/4	578 1/4	570
Sep		595 1/4	592	591 3/4	584
Dec		614 1/2	611 1/4	610 1/2	602 3/4
Corn					
Mar	Holiday	490	484 1/4	489 3/4	486 1/2
May		499 3/4	494	499 1/4	496 1/2
Jul		501	495 3/4	500 3/4	497 1/2
Sep		562 1/4	461	467	464 1/4
Dec		459 3/4	459 1/2	464 1/4	461
KC Wheat					
Mar	Holiday	575 1/2	574 3/4	570 3/4	559 1/2
May		585 1/2	585	580 3/4	569 1/2
Jul		594 1/2	594	589 3/4	578 1/2
Sep		606 1/4	605 3/4	602	591
Dec		622 1/4	622 1/2	618 1/2	607 3/4
SB Meal					
Mar	Holiday	311.00	315.80	315.30	304.90
May		318.60	323.40	323.00	313.10
Jul		325.00	329.60	329.30	320.20
Aug		325.50	330.00	330.10	321.50
Sep		325.10	329.70	329.80	321.70

MISSOURI GRAIN WEEKLY TRENDS

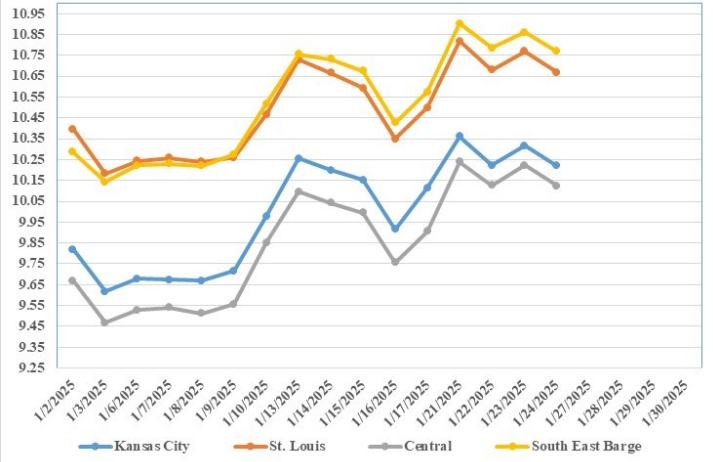
Compared to last week, Soybeans 0.06 to 0.21 higher, Wheat 0.06 to 0.09 higher, Corn 0.04 lower to 0.02 higher, Sorghum 0.03 higher.

Area	#1 Soybeans	#2 Soft Wheat	#2 Corn	#2 Grain Sorghum
Kansas City				
Friday**	9.84-10.34	5.09	4.44-4.74	4.69
Monday	Holiday			
Tuesday	10.17-10.52	5.29	4.50-4.80	4.75
Wednesday	10.06-10.41	5.24	4.44-4.74	4.69
Thursday	10.16-10.51	5.24	4.50-4.80	4.75
Friday	10.06-10.41	5.14	4.47-4.77	4.72
St. Louis				
Friday**	10.48-10.52	5.49-5.61	4.90-4.95	---
Monday	Holiday			
Tuesday	10.79-10.84	5.69-5.81	4.95-4.99	---
Wednesday	10.66-10.70	5.64-5.76	4.87-4.92	---
Thursday	10.76-10.79	5.64-5.76	4.93-4.98	---
Friday	10.66-10.68	5.54-5.69	4.90-4.92	---
Central				
Friday**	9.84-9.94	5.09	4.49-4.54	---
Monday	Holiday			
Tuesday	10.17-10.27	5.29	4.55-4.60	---
Wednesday	10.06-10.16	5.24	4.49-4.54	---
Thursday	10.16-10.26	5.24	4.55-4.60	---
Friday	10.06-10.16	5.14	4.52-4.57	---
S.E. MO				
Friday**	10.55-10.61	---	4.93-5.05	---
Monday	Holiday			
Tuesday	10.86-10.94	---	4.98-5.11	---
Wednesday	10.75-10.83	---	4.92-5.05	---
Thursday	10.81-10.90	---	5.01-5.11	---
Friday	10.72-10.81	---	4.97-5.08	---

(PRICES PER BUSHEL) *NEW CROP **PREVIOUS WEEK'S PRICES
 *Bids calculated using Kansas City, St. Louis, and St. Joseph bids

MONTHLY GRAIN CROP

January 2025 Soybean Bids



January 2025 Wheat Bids



January 2025 Corn Bids



*Axis value ranges may be updated to reflect data points.
 Only dates in which markets are trading and only current cash bids are represented.

WHOLESALE FEEDSTUFFS PRICES 1/24/25
 (DOLLARS PER TON-BULK BASIS)

Area	Cottonseed Meal 41%	Soybean Meal 46.5-48%	Corn Gluten Pellets 21%	Wheat Middlings
Kansas City	325.00	298.80	203.00	201.67
St. Louis	n/a	n/a	193.00	191.00

CATTLE ON FEED

Cattle and calves on feed for the slaughter market in the United States for feedlots with capacity of 1,000 or more head totaled 11.8 million head on January 1, 2025. The inventory was 1 percent below January 1, 2024. The inventory included 7.25 million steers and steer calves, up 1 percent from the previous year. This group accounted for 61 percent of the total inventory. Heifers and heifer calves accounted for 4.58 million head, down 3 percent from 2024.

Placements in feedlots during December totaled 1.64 million head, 3 percent below 2023. Net placements were 1.58 million head. During December, placements of cattle and calves weighing less than 600 pounds were 395,000 head, 600-699 pounds were 380,000 head, 700-799 pounds were 375,000 head, 800-899 pounds were 287,000 head, 900-999 pounds were 115,000 head, and 1,000 pounds and greater were 90,000 head.

Marketings of fed cattle during December totaled 1.74 million head, 1 percent above 2023.

Other disappearance totaled 59,000 head during December, 2 percent below 2023.

COLD STORAGE

Total natural cheese stocks in refrigerated warehouses on December 31, 2025 were up 2 percent from the previous month but down 6 percent from December 31, 2024.

Butter stocks were up 4 percent from last month and up 11 percent from a year ago.

Total frozen poultry supplies on December 31, 2025 were up 1 percent from the previous month but down 8 percent from a year ago. Total stocks of chicken were down 1 percent from the previous month and down 8 percent from last year. Total pounds of turkey in freezers were up 9 percent from last month but down 9 percent from December 31, 2024.

Total frozen fruit stocks were down 8 percent from last month and down 3 percent from a year ago.

Total frozen vegetable stocks were down 5 percent from last month and down 4 percent from a year ago.

Total red meat supplies in freezers were up 3 percent from the previous month but down 5 percent from last year. Total pounds of beef in freezers were up 4 percent from the previous month but down 5 percent from last year. Frozen pork supplies were up 2 percent from the previous month but down 6 percent from last year. Stocks of pork bellies were up 52 percent from last month but down 39 percent from last year.

MISSOURI WEEKLY SHEEP/GOAT AUCTION SUMMARY

Receipts: 1,983 Week Ago: 1,664 Last Year: 582

SHEEP: Feeder Lambs: Small and Medium 1-2 hair 30-40 lbs 317.50-380.00; 40-50 lbs 295.00-352.50. Slaughter lambs Choice and Prime 1-3 w/s 110-120 lbs 185.00-190.00; 15 hd 142 lbs 172.50; 175-195 lbs 135.00-150.00. Choice 1-3 w/s pkg 145 lbs 135.00. Choice and Prime 1-3 hair 50-70 lbs 300.00-345.00; 70-80 lbs 285.00-307.50; 80-90 lbs 230.00-255.00; 90-100 lbs 210.00-235.00; 100-115 lbs 180.00-210.00; pkg 121 lbs 165.00; pkg 134 lbs 150.00. Choice 1-3 hair 31 hd 54 lbs 305.00; 60-70 lbs 285.00-290.00; 70-80 lbs 265.00-275.00. Slaughter ewes Good 2-3 hair 80-90 lbs 115.00-125.00; 100-110 lbs 130.00-140.00. Utility and Good 1-3 hair pkg 90 lbs 100.00/CWT; 130-145 lbs 110.00/CWT; 80-100 lbs 87.50-110.00/hd; 10 hd 110 lbs 125.00/hd. Slaughter bucks 1-2 hair 120-145 lbs 117.50-145.00; 150-200 lbs 110.00-160.00.

Replacement ewes Small and Medium 1-2 hair 4-6 yrs 120-140 lbs exp 135.00-150.00/CWT; 1-2 yrs 115 lbs exp 225.00/hd. Families Small and Medium 1-2 2-4 yrs 120-130 lbs exp with <20 lb lambs 200.00-330.00/fam; 135 lbs exp with 20-40 lb lambs 300.00/fam.

GOATS: Feeder Kids: Selection 1 pkg 25 lbs pygmies 370.00; 30-40 lbs 330.00-410.00, fancy 420.00-430.00; 40-50 lbs 355.00-400.00. Selection 2 30-40 lbs 215.00-300.00; 40-50 lbs 275.00-325.00. Selection 3 20-30 lbs pygmies 130.00-136.00. Slaughter kids Selection 1 50-60 lbs 365.00-415.00; 60-70 lbs 330.00-400.00, fancy 417.50; 70-80 lbs 340.00-395.00. Selection 2 50-80 lbs 270.00-360.00; 80-120 lbs 200.00-262.50. Selection 3 pkg 60 lbs 200.00. Slaughter nannies/does Selection 1-2 pkg 58 lbs pygmies 155.00; pkg 69 lbs pygmies 175.00; 70-90 lbs 125.00-165.00; 95-110 lbs 145.00-200.00. Slaughter bucks/billies Selection 1-2 pkg 68 lbs pygmies 175.00; 90-100 lbs 165.00-182.50; 100-140 lbs 120.00-235.00; 150-200 lbs 200.00-265.00. Wethers Selection 1-2 85-185 lbs 210.00-252.50. Selection 2 pkg 58 lbs 300.00. Replacement nannies/does Selection 1-2 1-2 yrs 70 lbs exp 275.00. Families Selection 1-2 2-4 yrs 80-140 lbs exp with <20 lb kids 200.00-330.00/fam.

Explanatory Notes: Stage - Represents estimated lambing/kidding period (Open, Exp=exposed, Bred, Fall = Sep-Nov, Win = Dec-Feb, Spr = Mar-May, Sum=Jun-Aug; w/s = woolled and shorn; /hd= per head; /fam=per family All price CWT unless otherwise noted.

MISSOURI DROUGHT MONITOR

Date	None	D0	D1	D2	D3	D4
01/21/25	68.21	20.04	11.75	0	0	0
01/14/25	69.71	18.54	11.75	0	0	0
01/23/04	18.22	27.38	40.63	13.77	0	0

Reflects percentage of Missouri impacted by drought. D0 Abnormally Dry; D1 Moderate Drought; D2 Severe Drought; D3 Extreme Drought; D4 Exceptional Drought

NATIONAL DIRECT DELIVERED FEEDER PIG REPORT

1/24/25 Receipts: 86,009 Week ago: 122,636 Year Ago: 144,667
Early weaned steady to 1.00 lower and feeder pigs 2.00 higher.
Cash 47,550 head 56.00-100.00, weighted average 82.90
Formula 24,253 head 49.60-92.33, weighted average 70.16
Feeder pigs 40 pounds basis:
Cash 14,206 head 96.00-114.00, weighted average 107.00

NATIONAL DAILY DIRECT PRIOR DAY HOG REPORTS FOR 1/24/25

BARROWS AND GILTS (Carcass Basis): 3,480 head
Base Carcass Price 76.00-84.00, weighted average 82.20

SOWS (Live Basis): 7,202 head
300-500 lbs. 16.75-69.00
Over 500 lbs. 50.14-74.00

MISSOURI WEEKLY DIRECT SLAUGHTER CATTLE REPORT 1/24/25

Weekly Receipts: 160 Week ago: 240 Year ago: 280
Trading as of Friday morning,

LIVE STEERS & HEIFERS: No sales reported
DRESSED STEERS & HEIFERS: Friday 4 loads flat 330.00

GRADE AND EIGHT (Grid): No Sales

MISSOURI WEEKLY HAY SUMMARY 1/23/2025

The week started with the coldest weather of the year so far making for some headaches as producers tried to get trucks and tractors running to feed. It also prevented the possibly of hay movement combined with the fact many roads and hay lots still had ice and snow cover. Even though there is a lot of hay being fed there continues to be a surplus of hay available to the market at the current time. Hay prices are unevenly steady to weak. The supply of hay is moderate to heavy, and demand is light to moderate. The Missouri Department of Agriculture has a hay directory at <https://apps.mda.mo.gov/haydirectory> or visit the University of Missouri Extension feed stuff finder at <https://feedstufffinder.org>

Alfalfa - Supreme 250.00-300.00, small square 8.00-12.00 per bale
Alfalfa - Premium 200.00-250.00
Alfalfa - Good 150.00-200.00, small square 6.00-10.00 per bale
Alfalfa - Fair 125.00-150.00
Corn Stalks - 15.00-25.00 per large round bale
Mixed grass - Good/Premium 125.00-200.00
Mixed grass-Fair/Good 80.00-125.00, small square 3.50-8.00 per bale
Mixed grass - Fair 30.00-50.00 per large round bale
Wheat straw - 4.00-7.00 per small square bale

Please Note: The above volumes (tonnage, acres, and bales) listed are for confirmed trades only, it does not include estimated volume (tonnage) for bids or offers to the trade. List your hay for sale at: [Hay Listing Online Form](#). Explanation of Hay Quality Guidelines: [Hay Quality Designation Guidelines](#). Glossary of Terms: [Livestock, Poultry, & Grain Hay Terms](#)

Click here for the current [National Crop Progress](#)
Click here for the current [Missouri Crop Progress](#)
The current hay directory can be found at: [Hay Directory](#).