

Weekly Market Summary

Published by:
Missouri Department of Agriculture
Ag Business Development Division
Market News Program



Chris Chinn, Director
 Jill Wood, Division Director
 Tony Hancock, Editor
[agmarketnews.mo.gov](http://www.ams.usda.gov/marketnews.htm)
<http://www.ams.usda.gov/marketnews.htm>

Michael Kehoe, Governor

Volume XLV, Number 5 ♦ P.O. Box 630, Jefferson City, MO 65102 ♦ (573) 751-4211 ♦ Mon, Feb 3, 2025

MISSOURI WEEKLY FEEDER CATTLE WEIGHTED AVERAGE REPORT

Feeder Cattle Receipts: 46,401 Week ago: 35,483 Year ago: 47,410
 Steers and Heifers Medium and Large 1—Weighted average weights and prices

STEERS: Medium and Large 1

272 lbs. 386.88	475 lbs. 383.01	677 lbs. 303.03	876 lbs. 265.38
331 lbs. 426.51	526 lbs. 364.06	724 lbs. 289.53	917 lbs. 256.74
374 lbs. 406.86	574 lbs. 343.76	780 lbs. 276.82	977 lbs. 246.95
428 lbs. 401.86	621 lbs. 325.01	825 lbs. 270.12	1003 lbs. 251.69

HEIFERS: Medium and Large 1

265 lbs. 385.58	475 lbs. 338.95	672 lbs. 276.11	874 lbs. 240.24
332 lbs. 374.29	520 lbs. 323.61	725 lbs. 265.68	913 lbs. 234.03
381 lbs. 365.48	574 lbs. 302.22	770 lbs. 256.12	1001 lbs. 211.29
426 lbs. 354.45	625 lbs. 283.68	814 lbs. 246.64	

MISSOURI STEER (HEIFER) STOCKER FORMULA 2/03/2025

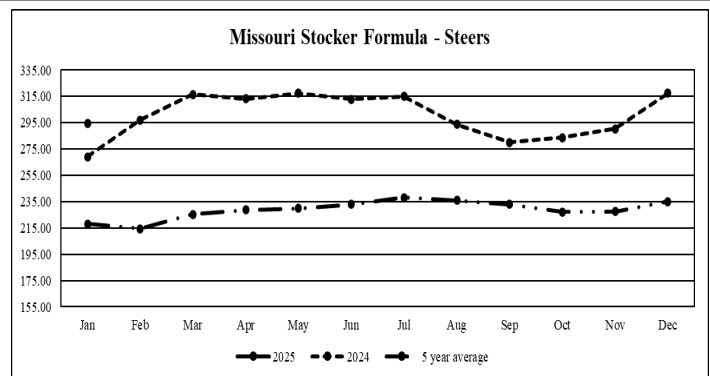
Monday's Missouri Stocker formula consists of **9013 (9841)** head with a weighted average weight of **556.69 (547.45)** lbs. and a price value of **338.51 (303.96)**, 5.72 higher (4.90 higher) than a week ago.

This a rolling seven day calculated weighted value which combines all Feeder Steers reported by MDA/USDA Market News Service weighing from 400-649 lbs. in the Medium and Large 1 and Medium and Large 1-2 frame and muscle classifications, including all comment cattle except Brahman X. Heifer values are in parentheses.

MISSOURI WEEKLY CATTLE AUCTION SUMMARY

Total Receipts: 52,105 Week Ago: 38,810 Year Ago: 52,173

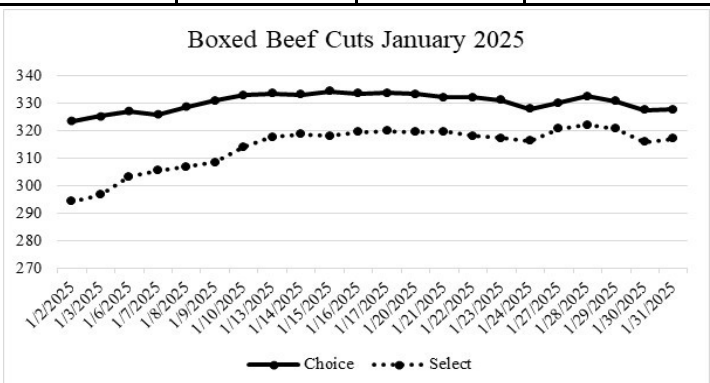
Compared to last week, feeder steers and heifers sold mostly 5.00 higher with some calves having spots up to 10.00 higher. This was the largest volume week of the year so far. Weather was more cooperative early week which allowed for some very large auctions, by late week a little rain around and temperatures rising above freezing made for some pretty sloppy mud returning. Friday saw the much-anticipated yearly cattle inventory report released. Nationwide the cattle heard shrink by 1% marketing the lowest inventory in 64 years. Aside from the total number another area of interest was the number of beef heifers over 500 lbs. This number is considered a good reflection of the direction of the herd and although pre report industry estimates expected this number would be higher it was officially reported at 2.3 percent below the average guess at 99% of last year which tends to reflect that the industry is still not seeing any expansion. The total calf crop was reported even with last year which points to cows in the herd being held longer for another calf or two and that is also supported by the lower cow slaughter over the last year. Missouri held its rank as the third largest for beef cows, at 1.864 million head, which was a slight increase over last year as producers seemed to slow down on culling this past year. A few stick out sales this week included the first sale of any 3 wts. to hit the \$5.00 per pound mark. A very small package of 5 head weighting 349 lbs. sold for 500.00 even at Joplin Regional Stockyards. They also passed the \$4.00 per pound mark on 5 wts. with 19 head of 503 lb. steers at 403.00. Tina Livestock Auction sold 52 head of 609 lb. steers for 339.75. Kingsville Livestock Auction sold 42 head of 702 lb. steers for 310.50 and 168 head of 799 lb. steers at 282.00. Callaway Livestock Center sold 63 head of 829 lb. steers at 279.75 as well as 38 head of 509 lb. heifers for 351.00. Windsor Livestock Auction sold 67 head of 768 lb. heifers for 277.25. Boxed beef cutouts were mixed for the week. Choice closed on Friday at 327.68, down 0.24 and Select closed at 317.07, up 0.78 compared to last Friday. Negotiated feedlot sales as of the Friday afternoon report totaled only 43K head as of the 2:00 report cutoff time. The gap in prices between the south and north narrowed as the south played catch up last week. Live sales in the north jumped to 208.00-209.00 the north was reported mostly at 210.00. Dressed sales were reported at mostly 330.00. Trade volume in the north was light and as of this report it is unknown if there was more trade late Friday or if this will just be recorded as a light week. There is some talk of packers cutting kill hours which could lead to a bit less demand for numbers. The Missouri Stocker formula consists of 9013 head with a weighted average weight of 556.69 lbs. and a price value of 338.51, 5.72 higher than last week. The steer/heifer spread is 34.55 per cwt.



*Graph is updated the first Monday of each month. Axis value ranges may be updated to reflect data points.

NATIONAL BOXED BEEF CUTOFF/BOXED BEEF CUTS

DATE	CHOICE	SELECT	TOTAL LOADS
01/27	330.08	320.55	137
01/28	332.45	321.96	126
01/29	330.54	320.67	160
01/30	327.48	315.90	138
01/31	327.68	317.07	90
5 Day Simple Average	329.65	319.23	



*Axis value ranges may be updated to reflect data points.

WEEKLY LIVESTOCK SLAUGHTER 02/01/25

	CATTLE	HOGS	SHEEP
Week to Date:	600,000	2,574,000	36,000
Last Week:	599,000	2,477,000	37,000
Last Year:	632,438	2,702,152	33,828

SOUTHWEST MISSOURI WEEKLY SUMMARY

(Joplin and Springfield)

Receipts: 17,802 Week ago: 14,268 Year Ago: 14,290
Compared to last week, steers and heifers steady to 10.00 higher, except heifers under 450 lbs early week 4.00 to 8.00 lower. Slaughter cows 3.00 to 6.00 higher, slaughter bulls steady to 4.00 higher.

FEEDER STEERS:
Medium and Large 1

FEEDER HEIFERS:
Medium and Large 1

300-400 lbs.	400.00-500.00	300-400 lbs.	342.50-385.00
400-500 lbs.	372.50-440.00	400-500 lbs.	315.00-380.00
500-600 lbs.	319.00-395.00	500-600 lbs.	280.00-350.00
600-700 lbs.	285.00-341.00	600-700 lbs.	262.50-297.00
700-800 lbs.	267.00-296.50	700-800 lbs.	244.00-269.00
800-900 lbs.	260.00-278.00	800-900 lbs.	230.00-246.00
900-1000 lbs.	248.00-264.00	900-950 lbs.	241.00-242.00
100-1050 lbs.	249.50-252.50	Pkg 1002 lbs.	209.00

FEEDER HOLSTEIN STEERS
Large 3

SLAUGHTER COWS: Breaking and Boning (70-85% lean) 121.00-137.50; high dressing 134.00-150.00; low dressing 113.00-126.00. Lean (85-90%) 108.00-136.00.

Scarce Scarce

SLAUGHTER BULLS: Yield Grade 1-2 1205-2600 lbs. 155.00-172.50; high dressing 164.00-193.50; low dressing 133.00-156.00

BRED COWS: Medium and Large 1 2-4 yrs 1050-1550 lbs 2nd/3rd stage 2700.00-330.00; 2-8 yrs 1100-1620 lbs 2nd/3rd stage 2350.00-3375.00, 1st stage 2250.00-2300.00. Medium and Large 1-2 2-4 yrs 1050-1125 lbs 2nd/3rd stage 2250.00-2700.00; 2-8 yrs 840-1600 lbs 2nd/3rd stage 1600.00-2650.00 per head

COW & CALF PAIRS: Medium and Large 1 2-8 yrs 1300-1760 lbs some rebred 1st stage with baby to >300 lb calves 3200.00-3600.00. Medium and Large 1-2 2-8 yrs 1020-1720 lbs with baby to 300 lb calves 2200.00-3200.00; >8 yrs 1250-1650 lbs with baby to 300 lb calves 2400.00-2800.00 per pair

BRED HEIFERS: Medium and Large 1 <2 yrs 1000-1245 lbs 2nd/3rd stage 3000.00-3500.00; 2-4 yrs 955-1375 lbs 2nd/3rd stage 2350.00-3525.00, 1st stage 2250.00-2300.00 per head

SOUTH CENTRAL MISSOURI WEEKLY SUMMARY

(West Plains, Phillipsburg)

Receipts: 7,414 Week ago: 5,570 Year Ago: 9,064
Compared to last week, early week feeders 3.00 to 8.00 higher, spots 10.00 higher. Late week feeders uneven from 10.00 lower to 5.00 higher. Slaughter cows 3.00 to 6.00 higher.

FEEDER STEERS:
Medium and Large 1

FEEDER HEIFERS:
Medium and Large 1

300-400 lbs.	390.00-430.00	300-400 lbs.	347.50-395.00
400-500 lbs.	351.00-430.00	400-500 lbs.	322.50-360.00
500-600 lbs.	303.00-366.00	500-600 lbs.	283.50-248.00
600-700 lbs.	287.00-337.50	600-700 lbs.	266.00-288.00
700-800 lbs.	264.00-296.00	700-800 lbs.	245.00-267.50
800-900 lbs.	250.00-273.50	65 hd 806 lbs.	255.50
900-1000 lbs.	235.00-262.00	20 hd 910 lbs.	218.00

FEEDER HOLSTEIN STEERS:
Large 3

SLAUGHTER COWS: Breaking and Boning (70-85% lean) 120.50-135.00, high dressing 135.00-148.00; low dressing 101.00-126.00. Lean (85-90%) 101.00-129.00

Scarce Scarce

SLAUGHTER BULLS: Yield Grade 1-2 1225-2485 lbs. 146.00-169.00; high dressing 171.00-188.00; low dressing 120.00-151.50.

BRED COWS: Medium and Large 1 2-8 yrs 1184-1443 lbs 2nd/3rd stage 3000.00-3300.00. Medium and Large 1-2 2-4 yrs 975-1175 lbs 2nd/3rd stage 2300.00-2700.00, 1st stage 2150.00; 2-8 yrs 1035-1595 lbs 2nd/3rd stage 2000.00-2950.00, 1st stage 1700.00-2650.00 per head

COW & CALF PAIRS: Medium and Large 1-2 2-8 yrs 1115-1400 lbs with 150-300 lb calves 2550.00-3100.00; 5-8 yrs 1120-1275 lbs rebred 1st stage with 150-300 lb calves 3100.00-3550.00 per pair

WEST CENTRAL MISSOURI WEEKLY SUMMARY

(Kingsville, Windsor, Butler)

Receipts: 9,326 Week ago: 5,877 Year ago: 8,971
Compared to last week, steers and heifers steady to 10.00 higher, spots 15.00 higher. Slaughter cows 2.00 to 6.00 higher.

FEEDER STEERS:
Medium and Large 1

FEEDER HEIFERS:
Medium and Large 1

400-500 lbs.	370.00-429.00	400-500 lbs.	325.00-385.00
500-600 lbs.	332.00-389.00	500-600 lbs.	280.00-348.00
600-700 lbs.	290.00-344.00	600-700 lbs.	256.00-306.00
700-800 lbs.	264.00-310.50	700-800 lbs.	246.00-274.00
800-900 lbs.	253.00-276.25	800-900 lbs.	229.00-254.00
900-1000 lbs.	229.00-255.75	900-950 lbs.	228.50-232.50

SLAUGHTER BULLS: Yield Grade 1-2 1350-2385 lbs. 155.00-168.00; high dressing 173.00-175.00

SLAUGHTER COWS: Breaking and Boning (70-85% lean) 119.00-140.00, high dressing 134.00-148.00. Lean (85-90%) 104.00-124.00.

BRED COWS: Scarce

COW & CALF PAIRS: Scarce

NORTHEAST MISSOURI WEEKLY SUMMARY

(Bowling Green, Kingdom City, Palmyra)

Receipts: 6,662 Week ago: 5,957 Year ago: 5,968
Compared to last week, steers under 600 lbs mostly 5.00 to 15.00 higher, spots 20.00 higher, 600-700 lbs 5.00 to 10.00 higher, over 700 lbs 8.00 to 14.00 higher. Heifers 400-600 lbs mostly 20.00 to 30.00 higher, over 600 lbs steady to firm. Slaughter cows steady to firm.

FEEDER STEERS:
Medium and Large 1

FEEDER HEIFERS:
Medium and Large 1

400-500 lbs.	349.00-408.00	300-400 lbs.	340.00-405.00
500-600 lbs.	321.00-390.00	400-500 lbs.	309.00-361.00
600-700 lbs.	289.00-339.00	500-600 lbs.	289.00-352.00
700-800 lbs.	276.00-309.25	600-700 lbs.	266.00-304.75
800-900 lbs.	254.00-279.75	700-800 lbs.	259.00-276.75
120 hd 904 lbs.	266.60		

SLAUGHTER BULLS: Yield Grade 1-2 1280-2225 lbs. 156.00-185.00; high dressing 173.00-193.00; low dressing 146.00-164.00.

SLAUGHTER COWS: Breaking and Boning (70-85% lean) 120.00-139.00; high dressing 131.00-149.00; low dressing 106.00-130.00. Lean (85-90%) 110.00-125.00

SLAUGHTER STEERS: Choice and Prime 2-4 214.00. Choice 2-3 199.00-212.50. Select 1-2 198.00-199.00.

SLAUGHTER HEIFERS: Choice and Prime 3-4 209.00. Choice 2-3 208.00-211.50. Select and Choice 2-3 205.00.

BRED COWS: Scarce

COW CALF PAIRS: Scarce

NORTH CENTRAL MISSOURI WEEKLY SUMMARY

(Macon, Unionville, Green City, New Cambria)

Receipts: 3,218 Week ago: 1,333 Year ago: 6,220
Compared to last week, steers and heifers uneven from 5.00 lower to 5.00 higher. Slaughter cows 3.00 to 10.00 higher.

*Some sale barns on a bi-weekly schedule and may not have a sale each week.

FEEDER STEERS:
Medium and Large 1

FEEDER HEIFERS:
Medium and Large 1

400-500 lbs.	385.00-430.00	400-500 lbs.	320.00-365.00
500-600 lbs.	324.00-390.00	500-600 lbs.	297.50-335.00
600-700 lbs.	292.50-340.00	600-700 lbs.	262.50-292.50
700-800 lbs.	275.50-304.25	700-800 lbs.	260.00-273.50
800-850 lbs.	270.00-278.00	16 hd 821 lbs.	236.50

SLAUGHTER BULLS: Yield Grade 1-2 1355-2350 lbs. 154.00-174.00; high dressing 171.00-191.00; low dressing 151.00-158.00.

SLAUGHTER COWS: Breaking and Boning (70-85% lean) 120.00-140.00; high dressing 134.00-154.00. Lean (85-90%) 109.00-131.00

BRED COWS: Scarce

COW/CALF PAIRS: Scarce

SOUTHEAST MISSOURI WEEKLY SUMMARY

(Jackson and Farmington)

Receipts: 1,660 Week ago: 1,026 Year ago: 1,263
 Compared to last week, steers and heifers uneven from 3.00 lower to 15.00 higher. Slaughter cows and bulls 3.00 to 6.00 higher.

FEEDER STEERS:
 Medium and Large 1

300-400 lbs.	360.00-435.00
400-500 lbs.	320.00-390.00
500-600 lbs.	295.00-345.00
600-700 lbs.	275.00-305.00
700-800 lbs.	250.00-287.00
800-900 lbs.	241.00-265.00

FEEDER HEIFERS:
 Medium and Large 1

300-400 lbs.	315.00-395.00
400-500 lbs.	294.00-342.00
500-600 lbs.	265.00-318.00
600-700 lbs.	241.00-272.00
700-800 lbs.	225.00-270.00
800-850 lbs.	222.00-247.00

SLAUGHTER BULLS: Yield Grade 1-2 1055-2750 lbs 130.00-157.00; high dressing 148.00-177.00

SLAUGHTER COWS: Breaking and Boning (75-85% lean) 113.00-125.00; high dressing 121.00-146.50. Lean (85-90% lean) 80.00-114.00

BRED COWS: Medium and Large 2 2-8 yrs 1015-1542 lbs 2nd stage 1600.00-1950.00 per head

COW & CALF PAIRS: Medium and Large 2 2-8 yrs 1000-1225 lbs with baby to 300 lb calves 1675.00-1975.00 per pair

EAST CENTRAL MISSOURI WEEKLY SUMMARY

(Cuba, Vienna)

Receipts: 3,392 Week Ago: 2,143 Year ago: 4,610
 Compared to last week, steers and heifers 2.00 to 15.00 higher. Slaughter cows steady to 3.00 higher.

FEEDER STEERS:
 Medium and Large 1

400-500 lbs.	350.00-410.00
500-600 lbs.	305.00-394.00
600-700 lbs.	288.00-356.00
700-800 lbs.	270.00-308.50
800-900 lbs.	246.00-277.00

FEEDER HEIFERS:
 Medium and Large 1

300-400 lbs.	350.00-380.00
400-500 lbs.	320.00-370.00
500-600 lbs.	282.00-346.00
600-700 lbs.	260.00-298.00
700-800 lbs.	240.00-273.00

SLAUGHTER BULLS: Yield Grade 1-2 1700-2355 lbs 143.50-166.00; high dressing 162.00-177.00; low dressing 139.00-147.00

SLAUGHTER COWS: Breaking and Boning, (70-85% lean) 118.00-131.00; high dressing 130.50-134.50. Lean (85-90%) 102.00-117.50

BRED COWS: Medium and Large 1-2 2-8 yrs 1135-1360 lbs 1st to 3rd stage 2000.00-2150.00; >8 yrs 1066-1282 lbs 3rd stage 1250.00-1660.00 per head

COW & CALF PAIRS: Scarce

NORTHWEST MISSOURI WEEKLY SUMMARY

(Tina)

Receipts: 2,631 Week Ago: 2,080 Year Ago: 1,787
 Compared to last week, steers and heifers 5.00 to 25.00 higher. Slaughter cows mostly steady.

FEEDER STEERS:
 Medium and Large 1

300-400 lbs.	424.00-450.00
400-500 lbs.	375.00-417.00
500-600 lbs.	335.00-392.00
600-700 lbs.	297.50-340.00
700-800 lbs.	283.00-303.50
Pkg 800 lbs.	281.00

FEEDER HEIFERS:
 Medium and Large 1

350-400 lbs.	354.00-370.00
400-500 lbs.	344.00-374.00
500-600 lbs.	304.50-335.75
600-700 lbs.	275.00-299.00
78 hd 724 lbs.	272.50

SLAUGHTER BULLS: Yield Grade 1-2 1190-2050 lbs 160.00; high dressing 175.50-182.75

SLAUGHTER COWS: Breaking and Boning, (70-85% lean) 117.50-136.50; high dressing 138.00-141.50; low dressing 107.00-115.00. Lean (85-90%) 116.00-129.00

BRED COWS: Scarce

COW/CALF PAIRS: Scarce

AFTERNOON NATIONAL SLAUGHTER CATTLE REVIEW

So far for Friday, negotiated cash trading has been at a standstill in the Texas Panhandle and slow on moderate demand in Kansas. The last established market in the Southern Plains was Thursday with live FOB purchases at 208.00. In Nebraska negotiated cash trade was slow on moderate demand. Compared to Thursday, a few live FOB purchases traded steady at 210.00. Not enough dressed delivered purchases for a market trend. The last established dressed delivered market was Thursday at 330.00. In the Western Cornbelt, cash trade has been slow on moderate demand. Not enough purchases for a full market trend. Last week live FOB purchases traded from 210.00-212.00 and dressed delivered purchases traded at 330.00.

Negotiated Cash Sales:

Confirmed:	8,094	Week Ago:	43,728	Year Ago:	11,169
Week to date:	43,215	Week Ago:	61,612	Year Ago:	60,120

<u>Live Basis</u>	<u>Steers</u>	<u>Heifers</u>
Over 80% Choice	204.00-210.00, avg 209.75	210.00
65-80% Choice	-	-
35-65% Choice	-	210.00
0-35% Choice	-	-
Total All Grades	204.00-210.00, avg 209.75	210.00
<u>Dressed Basis</u>		
Over 80% Choice	325.00-330.00, avg 328.17	-
65-80% Choice	325.00-330.00, avg 327.79	-
35-65% Choice	-	-
0-35% Choice	-	-
Total All Grades	325.00-330.00, avg 328.00	-

<u>All Beef Type Steers/Heifers</u>	<u>Head</u>	<u>Avg Wt</u>	<u>Price Range</u>	<u>Wtd Avg</u>
Live FOB	5,888	1454.0	204.00-210.00	209.81
Live Del	327	1436.2	208.00-212.00	210.08
Dressed Del	1,117	908.8	320.00-340.00	328.76
Dressed FOB	462	960.8	328.00-330.00	329.78

WEEKLY COMMODITY FUTURES TRENDS

Compared to last week, Live Cattle 0.17 to 0.72 lower, Lean Hogs 1.43 to 2.15 higher, Feeder Cattle 0.28 to 1.02 lower.

Daily Futures Closes

	Mon.	Tues.	Wed.	Thu.	Fri.
Cattle					
Feb	205.67	208.55	207.07	204.47	204.60
Apr	203.82	207.27	204.95	201.50	202.30
Jun	198.20	201.35	198.75	195.77	196.70
Aug	194.57	197.62	194.87	192.65	193.32
Oct	194.40	197.12	194.65	193.07	193.70
Lean Hogs					
Feb	83.05	83.90	83.90	84.37	84.17
Apr	89.87	90.90	91.32	91.92	90.35
May	94.40	95.47	95.32	95.60	94.52
Jun	103.30	104.17	103.47	103.87	103.00
Jul	103.67	104.70	103.92	104.22	103.55
Fdr Cat					
Jan	279.72	281.82	280.55	281.90	—
Mar	275.25	278.25	275.27	273.20	275.72
Apr	274.42	277.80	274.60	272.32	275.12
May	272.80	276.27	272.97	270.30	273.12
Aug	273.85	277.20	274.05	271.42	273.90
Milk					
Jan	20.30	20.32	20.30	20.36	20.38
Feb	19.95	20.39	20.34	20.42	19.90
Mar	19.59	20.09	20.02	20.01	19.31

WEEKLY COMMODITY GRAIN FUTURES TRENDS

Compared to last week, Soybeans 0.01 to 0.14 lower, Wheat 0.13 to 0.15 higher, Corn 0.01 to 0.05 lower, KC Wheat 2.10 to 3.80 lower.

Daily Grain Futures Closes

	Mon.	Tues.	Wed.	Thu.	Fri.
Soybeans					
Mar	1045	1045	1060 1/2	1044	1042
May	1058 1/2	1059 1/2	1075 1/4	1059 3/4	1057 1/2
Jul	1070 1/4	1072 1/4	1088 3/4	1074 1/2	1072 1/4
Aug	1064	1066 1/4	1082 1/2	1070	1067 1/4
Sep	1043 1/2	1046 3/4	1062 1/2	1051 1/2	1049 1/2
Wheat					
Mar	535 1/2	545 1/4	562 1/2	566 1/2	559 1/2
May	549 3/4	558 3/4	576	579	572 1/4
Jul	561 1/2	570 1/4	588	590 1/2	584 1/4
Sep	576	584 1/4	601 1/2	604 1/4	598
Dec	595 1/2	603 1/2	620	622 3/4	617
Corn					
Mar	482	485 1/4	497	490 1/4	482
May	492 1/4	496	507 1/2	501 1/2	493
Jul	493 3/4	498 1/4	509	504 1/4	496 3/4
Sep	460 1/2	462 3/4	570	466 1/4	460 1/4
Dec	458 1/4	461	466 3/4	464 1/4	460 1/4
KC Wheat					
Mar	553 1/4	561	580 1/4	588 1/4	579 1/4
May	562 3/4	570 3/4	590 1/4	598 1/4	589
Jul	572 1/4	579 3/4	599 3/4	607 1/2	598 1/2
Sep	584 3/4	591 1/2	611 1/2	619 1/2	610 1/2
Dec	601 3/4	608 1/4	627 1/2	636	627 1/4
SB Meal					
Mar	300.80	301.60	309.80	304.70	301.10
May	309.30	310.10	318.20	313.40	309.60
Jul	316.60	317.70	325.70	321.00	317.40
Aug	318.20	319.30	327.00	322.70	319.20
Sep	318.70	319.90	327.10	323.00	319.60

MISSOURI GRAIN WEEKLY TRENDS

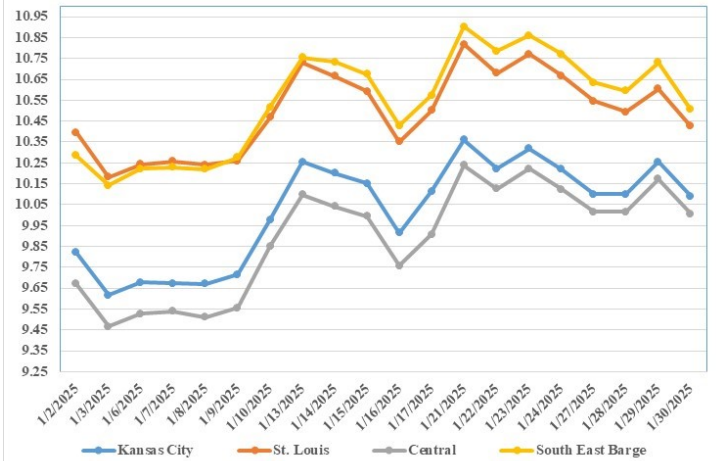
Compared to last week, Soybeans 0.14 to 0.28 lower, Wheat 0.16 to 0.26 higher, Corn 0.05 to 0.07 lower, Sorghum 0.25 lower.

Area	#1 Soybeans	#2 Soft Wheat	#2 Corn	#2 Grain Sorghum
Kansas City				
Friday**	10.06-10.41	5.14	4.47-4.77	4.72
Monday	9.95-10.25	5.06	4.42-4.72	4.67
Tuesday	9.95-10.25	5.25	4.45-4.75	4.70
Wednesday	10.11-10.41	5.43	4.57-4.87	4.82
Thursday	9.94-10.24	5.47	4.50-4.80	4.75
Friday	9.92-10.22	5.40	4.42-4.72	4.47
St. Louis				
Friday**	10.66-10.68	5.54-5.69	4.90-4.92	---
Monday	10.54-10.55	5.46-5.61	4.85-4.87	---
Tuesday	10.45-10.54	5.55-5.70	4.88-4.90	---
Wednesday	10.57-10.65	5.73-5.88	5.00	---
Thursday	10.40-10.45	5.77-5.92	4.93	---
Friday	10.38-10.43	5.70-5.85	4.85	---
Central				
Friday**	10.06-10.16	5.14	4.52-4.57	---
Monday	9.95-10.05	5.06	4.47-4.52	---
Tuesday	9.95-10.05	5.15	4.50-4.55	---
Wednesday	10.11-10.21	5.33	4.62-4.67	---
Thursday	9.94-10.04	5.37	4.50-4.55	---
Friday	9.92-10.02	5.30	4.42-4.47	---
S.E. MO				
Friday**	10.72-10.81	---	4.97-5.08	---
Monday	10.56-10.70	---	4.90-5.04	---
Tuesday	10.53-10.66	---	4.96-5.07	---
Wednesday	10.71-10.76	---	5.08-5.19	---
Thursday	10.44-10.59	---	5.01-5.12	---
Friday	10.45-10.52	---	4.92-5.04	---

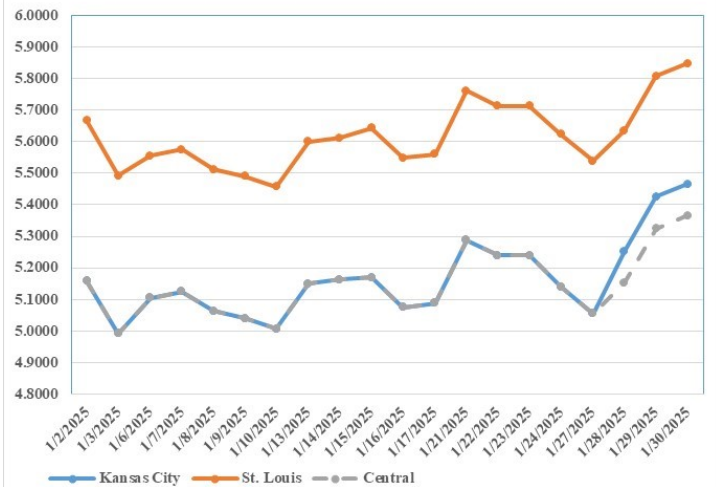
(PRICES PER BUSHEL) *NEW CROP **PREVIOUS WEEK'S PRICES
*Bids calculated using Kansas City, St. Louis, and St. Joseph bids

MONTHLY GRAIN CROP

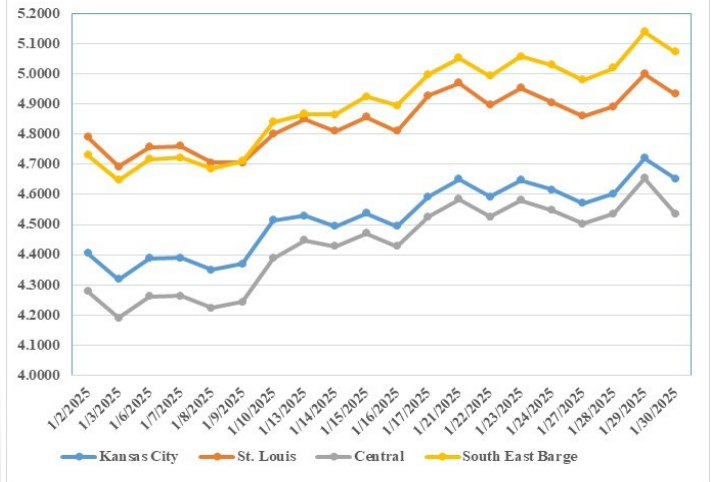
January 2025 Soybean Bids



January 2025 Wheat Bids



January 2025 Corn Bids



*Axis value ranges may be updated to reflect data points.
Only dates in which markets are trading and only current cash bids are represented.

**WHOLESALE FEEDSTUFFS PRICES
(DOLLARS PER TON-BULK BASIS)**

Area	Cottonseed Meal 41%	Soybean Meal 46.5-48%	Corn Gluten Pellets 21%	Wheat Middlings
Kansas City	315.00	287.20	208.00	186.67
St. Louis	310.00	n/a	195.50	176.00

CATTLE INVENTORY

All cattle and calves in the United States as of January 1, 2025 totaled 86.7 million head, 1 percent below the 87.2 million head on January 1, 2024. All cows and heifers that have calved, at 37.2 million head, were slightly below the 37.4 million head on January 1, 2024. Beef cows, at 27.9 million head, were down 1 percent from a year ago. Milk cows, at 9.35 million head, were up slightly from the previous year. All heifers 500 pounds and over as of January 1, 2025 totaled 18.2 million head, 1 percent below the 18.3 million head on January 1, 2024. Beef replacement heifers, at 4.67 million head, were down 1 percent from a year ago. Milk replacement heifers, at 3.91 million head, were down 1 percent from the previous year. Other heifers, at 9.59 million head, were 1 percent below a year earlier. Steers weighing 500 pounds and over as of January 1, 2025 totaled 15.8 million head, down 1 percent from January 1, 2024. Bulls weighing 500 pounds and over as of January 1, 2025 totaled 2.01 million head, down 1 percent from January 1, 2024. Calves under 500 pounds as of January 1, 2025 totaled 13.5 million head, down slightly from January 1, 2024. Cattle and calves on feed for the slaughter market in the United States for all feedlots totaled 14.3 million head on January 1, 2025. The inventory is down 1 percent from the January 1, 2024 total of 14.4 million head. Cattle on feed in feedlots with capacity of 1,000 or more head accounted for 82.7 percent of the total cattle on feed on January 1, 2025, up slightly from the previous year. The combined total of calves under 500 pounds and other heifers and steers over 500 pounds (outside of feedlots), at 24.6 million head, was slightly below January 1, 2024. The 2024 calf crop in the United States was estimated at 33.5 million head, down slightly from the previous year's calf crop. Calves born during the first half of 2024 were estimated at 24.6 million head, down slightly from the first half of 2023. Calves born during the second half of 2024 were estimated at 8.93 million head, 27 percent of the total 2024 calf crop.

SHEEP AND GOAT INVENTORY

All sheep and lambs inventory in the United States on January 1, 2025 totaled 5.05 million head, up slightly from 2024. Breeding sheep inventory at 3.68 million head on January 1, 2025, increased slightly from 3.67 million head on January 1, 2024. Ewes one year old and older, at 2.88 million head, were slightly above last year. Market sheep and lambs on January 1, 2025 totaled 1.37 million head, up 1 percent from January 1, 2024. Market lambs comprised 94 percent of the total market inventory. Market sheep comprised the remaining 6 percent of total market inventory. The 2024 lamb crop of 3.04 million head was up slightly from 2023. The 2024 lambing rate was 106 lambs per 100 ewes one year old and older on January 1, 2024, up 3 percent from 2023. Shorn wool production in the United States during 2024 was 22.5 million pounds, down 1 percent from 2023. Sheep and lambs shorn totaled 3.17 million head, down 2 percent from 2023. The average price paid for wool sold in 2024 was \$1.43 per pound for a total value of 32.1 million dollars, down 9 percent from 35.4 million dollars in 2023. As of January 1, 2025, 27 percent of the total sheep and lambs were hair sheep or wool hair crosses. Sheep death loss during 2024 totaled 200,000 head, unchanged from 2023. Lamb death loss increased 1 percent from 365,000 head to 370,000 head in 2024. All goats and kids inventory in the United States on January 1, 2025 totaled 2.51 million head, up 1 percent from 2024. Breeding goat inventory totaled 2.07 million head, up 1 percent from 2024. Does one year old and older, at 1.54 million head, were 2 percent above last year's number. Market goats and kids totaled 442,000 head, up 2 percent from a year ago. Kid crop for 2024 totaled 1.52 million head for all goats, down 1 percent from 2023. Meat and all other goats totaled 1.98 million head on January 1, 2025, up 1 percent from 2024. Milk goat inventory was 430,000 head, up 4 percent from January 1, 2024, while angora goats were down 3 percent, totaling 102,000 head. Mohair production in the United States during 2024 was 500,000 pounds. Goats and kids clipped totaled 92,000 head. Average weight per clip was 5.4 pounds.

MISSOURI WEEKLY HAY SUMMARY 1/30/2025

The state woke up to rain on Thursday morning. Unlike last week however, the mercury is well above freezing. There is some concern with flooding in the south central and southeast parts of the state as heavy rains are predicted. Although the top might be muddy it is still frozen not far down and heavy rains this time of year result in a lot of run off. There continues to be an ample supply of hay available for anyone looking to buy. Although there is still a while before grass the arrival of February will make folks start to think of grass and spring fertilizer even though more winter is very likely. Hay prices are unevenly steady to weak. The supply of hay is moderate to heavy, and demand is light to moderate. The Missouri Department of Agriculture has a hay directory at <https://apps.mda.mo.gov/haydirectory> or visit the University of Missouri Extension feed stuff finder at <https://feedstufffinder.org>
Alfalfa - Supreme 250.00-300.00, small square 8.00-12.00 per bale
Alfalfa - Premium 200.00-250.00
Alfalfa - Good 150.00-200.00, small square 6.00-10.00 per bale
Alfalfa - Fair 125.00-150.00
Mixed grass - Good/Premium 125.00-200.00
Mixed grass-Fair/Good 80.00-125.00, small square 3.50-8.00 per bale
Mixed grass - Fair 25.00-50.00 per large round bale
Wheat straw - 4.00-7.00 per small square bale
Corn Stalks - 10.00-25.00 per large round bale

Please Note: The above volumes (tonnage, acres, and bales) listed are for confirmed trades only, it does not include estimated volume (tonnage) for bids or offers to the trade. List your hay for sale at: [Hay Listing Online Form](#). Explanation of Hay Quality Guidelines: [Hay Quality Designation Guidelines](#). Glossary of Terms: [Livestock, Poultry, & Grain Hay Terms](#)

MISSOURI WEEKLY SHEEP/GOAT AUCTION SUMMARY

Receipts: 726 Week Ago: 1,983 Last Year: 1,087

SHEEP: Feeder Lambs: Small and Medium 1-2 40-50 lbs 297.00-347.00. Slaughter lambs Choice and Prime 1-3 hair 45-65 lbs 312.00-342.00; 70-80 lbs 250.00-282.50; 80-90 lbs 220.00-237.00. Choice 1-3 hair 50-65 lbs 292.00-305.00; 70-80 lbs 220.00-235.00; pkg 80 lbs 212.00; pkg 106 lbs 165.00; pkg 112 lbs 157.00. Good 1-2 hair pkg 74 lbs 170.00. Slaughter ewes Good 2-3 hair 115-170 lbs 118.00-130.00. Utility and Good 1-3 hair 130-145 lbs 120.00-122.00. Slaughter bucks 1-2 125-140 lbs 137.50-152.50; 155-195 lbs 105.00-127.00. Replacement ewes Small and Medium 1-2 hair 2-4 yrs 80-110 lbs exp 155.00-165.00; 4-6 yrs 85-130 lbs exp 130.00-137.00. Families Small and Medium 1-2 4-6 yrs 105-130 lbs exp 175.00-307.00/fam.

GOATS: Feeder Kids: Selection 1 25-50 lbs 320.0-385.00. Selection 2 20-50 lbs 205.00-305.00. Slaughter kids Selection 1 50-60 lbs 320.00-390.00; 63 lbs 332.50-352.50. Selection 2 55-65 lbs 282.00-290.00; 70-80 lbs 260.00-282.50; 80-90 lbs 245.00-295.00. Slaughter nannies/does Selection 1-2 pkg 74 lbs pygmies 132.00; pkg 88 lbs 170.00; 90-135 lbs 120.00-222.00. Slaughter bucks/billies Selection 1-2 75-125 lbs 165.00-207.00. Slaughter wethers Selection 1-2 pkg 76 lbs 272.00; 85-125 lbs 195.00-242.00. Wether kids Selection 2 70-80 lbs 275.00-276.00. Replacement nannies/does Selection 1-2 2-4 yrs 100-110 lbs exp 155.00-175.00/hd. Families Selection 1-2 4-6 yr 78 lbs exp with <20 lb kids 350.00/fam.

Explanatory Notes: Stage - Represents estimated lambing/kidding period (Open, Exp=exposed, Bred, Fall = Sep-Nov, Win = Dec-Feb, Spr = Mar-May, Sum=Jun-Aug; w/s = woolled and shorn; /hd= per head; /fam=per family
All price CWT unless otherwise noted.

MISSOURI DROUGHT MONITOR

Date	None	D0	D1	D2	D3	D4
01/28/25	60.70	24.59	14.71	0	0	0
01/21/25	68.21	20.04	11.75	0	0	0
01/30/24	41.30	43.63	15.07	0	0	0

Reflects percentage of Missouri impacted by drought. D0 Abnormally Dry; D1 Moderate Drought; D2 Severe Drought; D3 Extreme Drought; D4 Exceptional Drought

NATIONAL DIRECT DELIVERED FEEDER PIG REPORT

1/31/25 Receipts: 115,999 Week ago: 86,009 Year Ago: 130,024
Early weaned steady to weak and feeder pigs steady.
Cash 51,473 head 56.00-99.00, weighted average 85.05
Formula 41,248 head 49.61-92.36, weighted average 76.14
Feeder pigs 40 pounds basis:
Cash 23,278 head 95.00-114.00, weighted average 107.74

NATIONAL DAILY DIRECT PRIOR DAY HOG REPORTS FOR 1/31/25

BARROWS AND GILTS (Carcass Basis): 2,302 head
Base Carcass Price 78.00-85.00, weighted average 81.58

SOWS (Live Basis): 6,701 head
300-500 lbs. 22.00-80.00
Over 500 lbs. 56.68-79.00

MISSOURI WEEKLY DIRECT SLAUGHTER CATTLE REPORT 1/31/25

Weekly Receipts: 120 Week ago: 160 Year ago: 280
Trading as of Friday morning, light trade this week with flat dressed sales so far being passed and grid dressed sales steady with last week's bid.

LIVE STEERS & HEIFERS: DRESSED STEERS & HEIFERS:
No sales reported No sales reported

GRADE AND EIGHT (Grid): Thu 3 loads 336.00

Click here for the current [National Crop Progress](#)
Click here for the current [Missouri Crop Progress](#)
The current hay directory can be found at: [Hay Directory](#).